



UACS SECTOR OUTCOME REPORT

Using

The Classifications of Functions of Government (COFOG)

**Based Upon the
FY 2015 National Expenditure Program
(NEP)**

December 8, 2014



Report Presentation

Section 1 – Sector Allocation of Budget

Section 2 – Sub-Sector Allocation of Budget

Section 3 – Department Allocation by Sector and Sub-Sector

Section 4 – Sector Allocation by Department

Section 5 – Sub-Sector Allocation by Department

Annex A – Definitions of Sectors and Sub-Sectors

Table of Contents

INTRODUCTION	11
SECTION 1 - SECTOR ALLOCATION OF THE NATIONAL BUDGET	13
ADMINISTRATION OF THE NATIONAL GOVERNMENT.....	16
RESEARCH AND DEVELOPMENT SUMMARY BY SECTOR	17
CONFLICT AFFECTED AREAS SUMMARY BY DEPARTMENT	18
SECTION 2 – SUB-SECTOR ALLOCATION OF THE NATIONAL BUDGET.....	19
100: GENERAL PUBLIC SERVICES	19
120: DEFENSE	21
140: PUBLIC ORDER AND SAFETY	22
160: ECONOMIC AFFAIRS	23
180: ENVIRONMENTAL PROTECTION	25
200: HOUSING AND COMMUNITY AMENITIES	26
220: HEALTH.....	27
240: RECREATION AND CULTURE	29
260: EDUCATION	30
280: SOCIAL PROTECTION	32
SECTION 3 - DEPARTMENT BUDGET BY SECTORS AND SUBSECTORS	34
Department of Agrarian Reform (DAR)	34
Department of Agriculture (DA).....	35
Department of Budget and Management (DBM).....	37
Department of Education (DepEd).....	38
Department of Energy (DOE)	41
Department of Environment and Natural Resources (DENR)	43
Department of Finance (DOF)	45
Department of Foreign Affairs (DFA)	46
Department of Health (DOH).....	47
Department of Justice (DOJ).....	49
Department of Labor and Employment (DOLE)	51
Department of National Defense (DND)	53

Department of Public Works and Highways (DPWH)	55
Department of Science and Technology (DOST)	58
Department of Social Welfare and Development (DSWD)	61
Department of the Interior and Local Government (DILG)	64
Department of Tourism (DOT)	67
Department of Trade and Industry (DTI)	68
Department of Transportation and Communications (DOTC)	70
Allocations to Local Government Units (MMDA)	72
Autonomous Region in Muslim Mindanao (ARMM)	74
Budgetary Support to Government Corporations	77
Civil Service Commission (CSC)	80
Commission on Audit (COA)	81
Commission on Elections (COMELEC)	82
Commission on Human Rights (CHR)	83
Congress of the Philippines	84
Joint Legislative-Executive Councils	85
National Economic and Development Authority (NEDA)	86
Office of the Ombudsman	88
Office of the President (OP)	89
Office of the Vice-President (OVP)	90
Other Executive Offices	91
Presidential Communications Operations Office (PCOO)	95
Special Purpose Funds (SPFs)	96
State Universities and Colleges (SUCs)	99
The Judiciary	101
SECTION 4 - SECTOR BREAKDOWN BY DEPARTMENT	103
100 GENERAL SERVICES SECTOR	103
120 DEFENSE SECTOR	106
140 PUBLIC ORDER AND SAFETY SECTOR	107
160 ECONOMIC AFFAIRS SECTOR	108
180 ENVIRONMENTAL PROTECTION SECTOR	110

200 HOUSING AND COMMUNITY AMENITIES SECTOR	111
220 HEALTH SECTOR.....	112
240 RECREATION AND CULTURE SECTOR	113
260 EDUCATION SECTOR	114
280 SOCIAL PROTECTION SECTOR	115
SECTION 5 – SUB-SECTOR BREAKDOWN BY DEPARTMENT	117
100: GENERAL PUBLIC SERVICES SECTOR.....	117
101 Executive and legislative organs, financial and fiscal affairs.....	117
102 Foreign Economic Aid.....	119
103 General Services	120
104 Basic Research.....	122
105 R&D General Public Services	122
106 General Public Services n.e.c.	123
107 Public Debt Transactions.....	124
108 Transfers of a General Character Between Different Levels of Government	124
109 Governance / Government Institutions and Regulatory Regime.....	124
120: DEFENSE SECTOR.....	125
121 Military Defense	125
122 Civil Defense	125
123 Foreign Military Aid.....	125
124 R&D Defense	125
126 Defense Against Cybercrimes	125
127 Defense n.e.c.....	125
140: PUBLIC ORDER AND SAFETY SECTOR	126
141 Police Services.....	126
142 Fire-Protection Services	127
143 Law Courts	128
144 Prisons	129
145 R&D Public Order and Safety	130
146 Public order and safety n.e.c.....	130
160: ECONOMIC AFFAIRS SECTOR.....	131

161	General Economic, Commercial and Labor Affairs	131
162	Agriculture, Forestry, Fishing and Hunting.....	132
163	Fuel and Energy	133
164	Mining, Manufacturing and Construction	134
165	Transport.....	135
166	Communication	136
167	Other Industries	137
168	R&D Economic Affairs	138
169	Economic Affairs n.e.c.	139
180:	ENVIRONMENTAL PROTECTION SECTOR.....	140
181	Waste Management	140
182	Waste Water Management.....	141
183	Pollution Abatement.....	142
184	Protection of Biodiversity and Landscape.....	143
185	R&D Environmental Protection	144
186	Environmental Protection n.e.c.	144
200:	HOUSING AND COMMUNITY AMENITIES SECTOR	145
201	Housing Development	145
202	Community Development.....	145
203	Water Supply	146
206	Community Development.....	146
220:	HEALTH SECTOR	147
221	Medical Products, Appliances and Equipment.....	147
222	Outpatient Services.....	147
223	Hospital Services	148
224	Public Health Services.....	149
225	R&D Health.....	150
226	Health Insurance	151
227	Health n.e.c.	151
240:	RECREATION AND CULTURE SECTOR	152
241	Recreational and Sporting Services	152

242	Cultural Services.....	153
243	Broadcasting and Publishing Services.....	154
244	Religious and Other Community Services	155
245	R&D Recreation, Culture and Religion.....	155
246	Recreation, Culture and Religion n.e.c.....	155
260:	EDUCATION SECTOR	156
261	Pre-Primary and Primary Education.....	156
262	Secondary Education	157
263	Post-Secondary Non-Tertiary Education.....	157
264	Tertiary Education	158
265	Education Not Definable by Level	159
266	Subsidiary Services to Education	160
267	R&D Education	160
268	School Buildings.....	161
269	Education n.e.c.	162
270	Pre-primary, Primary and Secondary	162
280:	SOCIAL PROTECTION SECTOR	163
281	Sickness and Disability (Persons with Disabilities)	163
282	Old Age (Senior Citizens)	164
283	Survivors (Gender and Development, Internally Displaced Persons and Disaster Relief Assistance)	165
284	Family and Children (Street Families)	166
285	Unemployment (Labor Standards, Minimum Wages, Emergency Employment, etc.) 167	
286	Housing.....	167
287	Pantawid Pamilya Program or the Conditional Cash Transfer (CCT)	167
288	Social Exclusion n.e.c.....	168
291	Conflict-Affected Areas	169
292	Social Protection n.e.c.	170
ANNEX A -	UACS SECTOR OUTCOME DESCRIPTIONS (COFOG)	171
	Introduction	171

Sector 100 - General Public Services	172
Sub-sector 101 - Executive and legislative organs, financial and fiscal affairs, external affairs	172
Sub-sector 102 - Foreign economic aid	173
Sub-sector 103 - General services	173
Sub-sector 104 - Basic research.....	173
Sub-sector 105 - R&D General public services.....	174
Sub-sector 106 - General public services n.e.c.....	174
Sub-sector 107 - Public debt transactions.....	174
Sub-sector 108 - Transfers of a general character between different levels of government	174
Sub-sector 109 – Governance / Government Institutions and Regulatory Regime.....	174
Sector 120 - Defense	175
Sub-sector 121 - Military defense	175
Sub-sector 122 - Civil defense.....	175
Sub-sector 123 - Foreign military aid.....	175
Sub-sector 124 - R&D Defense	175
Sub-Sector 125 – Territorial integrity	176
Sub-sector 126 – Defense against Cybercrimes	176
Sub-sector 127 – Defense n.e.c.	176
Sector 140 - Public order and safety	176
Sub-sector 141 - Police services	176
Sub-sector 142 - Fire-protection services	176
Sub-sector 143 - Law courts.....	177
Sub-sector 144 – Prisons	177
Sub-sector 145 - R&D Public order and safety	177
Sub-sector 146 - Public order and safety n.e.c.	177
Sector 160 - Economic affairs	178
Sub-sector 161 - General economic, commercial and labor affairs	178
Sub-sector 162 - Agriculture, forestry, fishing and hunting.....	178
Sub-sector 163 - Fuel and energy	179
Sub-sector 164 - Mining, manufacturing and construction	181

Sub-sector 165 – Transport.....	182
Sub-sector 166 – Communication	184
Sub-sector 167 - Other industries	184
Sub-sector 168 - R&D Economic affairs.....	186
Sub-sector 169 - Economic affairs n.e.c.....	187
Sector 180 - Environmental protection	187
Sub-sector 181 - Waste management	187
Sub-sector 182 - Waste water management	187
Sub-sector 183 - Pollution abatement.....	187
Sub-sector 184 - Protection of biodiversity and landscape	188
Sub-sector 185 - R&D Environmental protection	188
Sub-sector 186 - Environmental protection n.e.c.	188
Sector 200- Housing and community amenities	188
Sub-sector 201 - Housing development.....	188
Sub-sector 202 - Community development	189
Sub-sector 203 - Water supply	189
Sub-sector 204 - Street lighting	190
Sub-sector 205 - R&D Housing and community amenities	190
Sub-sector 206 - Housing and community amenities n.e.c.	190
Sector 220 – Health.....	190
Sub-sector 221 - Medical products, appliances and equipment	190
Sub-sector 222 - Outpatient services	191
Sub-sector 223 - Hospital services	192
Sub-sector 224 - Public health services	194
Sub-sector 225 - R&D Health	194
Sub-sector 226 – Health Insurance	194
Sub-sector 227 - Health n.e.c.....	194
Sector 240 – Recreation and culture	195
Sub-sector 241 - Recreational and sporting services.....	195
Sub-sector 242 - Cultural services.....	195
Sub-sector 243 - Broadcasting and publishing services	196

Sub-sector 244 - Religious and other community services	196
Sub-sector 245 - R&D Recreation, culture and religion	196
Sub-sector 246 - Recreation, culture and religion n.e.c.....	197
Sector 260 – Education	197
Sub-sector 261 - Pre-primary and primary education	197
Sub-sector 262 - Secondary education	198
Sub-sector 263 - Post-secondary non-tertiary education.....	198
Sub-sector 264 - Tertiary education	198
Sub-sector 265 - Education not definable by level.....	199
Sub-sector 266 - Subsidiary services to education	199
Sub-sector 267 - R&D Education.....	199
Sub-sector 268 – School Buildings	199
Sub-sector 269 - Education n.e.c.	199
Sub-sector 270 – Pre-Primary, Primary and Secondary Education.....	200
Sector 280 - Social protection	200
Sub-sector 281 - Sickness and disability	200
Sub-sector 282 - Old age	201
Sub-sector 283 – Survivors.....	201
Sub-sector 284 - Family and children.....	202
Sub-sector 285 – Unemployment	202
Sub-sector 286 – Housing.....	203
Sub-sector 287 – Pantawid Pamilya Program or the Conditional Cash Transfer (CCT)	203
Sub-sector 288 - Social exclusion n.e.c.	203
Sub-sector 289 - R&D Social protection	203
Sub-sector 290 – Local membership to insurance (SSS, PhilHealth, GSIS, OFW, etc.)	204
Sub-sector 291 – Conflict-affected areas.....	204
Sub-sector 292 - Social protection n.e.c.	204
Annex B – Listing of UACS Sector Outcome Codes	205
Annex C – Listing of UACS Sub-Sector Outcome Codes	206
Annex D – Business Rules for UACS MFO/PAP Sector Outcomes:.....	209

INTRODUCTION

The UACS MFO/PAP Code has been expanded to include Sector Outcomes and Horizontal Outcomes. The Sector Outcomes are utilizing the OECD/UN Classifications of Functions of Government (COFOG) sector and sub-sectors. The sector outcomes in UACS are intended to provide the means to capture information at an aggregated level on government expenditures. This is intended to be utilized for budget formulation, budget preparation, expenditures, and reporting. This will significantly improve the information needed for setting budget priorities and budget analysis.

The Department of Management and Budget (DBM) has completed the initial pilot for the utilization of the UACS Sector Outcome (COFOG) using the FY 2015 National Expenditure Program (NEP) submitted to Congress as the basis. The pilot was conducted using the individual Program / Activity / Project (PAP) and mapping the over 28,000 PAPs to the appropriate UACS Sector Outcome (COFOG) Sub-Sector (COFOG Group Level). This is the actual data from the NEP. This mapping data was then uploaded to the DBM BPMS System for compilation, reconciliation, aggregation, and reporting. This report provides the results of the aggregation of the FY 2015 NEP for purposes of demonstrating the information to the management of the DBM. The information then can be utilized by DBM to gain an understanding of the budget and then analyze the information for budget formulation, priorities, fiscal space and preparation.

The information from the sector outcome is presented in several different formats in this report to obtain a better understanding of the results. These include:

- An overall breakdown of the NEP by Sector. These are shown in Section 1 of this Report. This is the highest level view of the entire budget. Additionally, as requested there are some further views as follows:
 - Included as a separate item is the General Administrative Cost as compared to the overall budget. The General Administrative Cost is 12.08% of the overall budget.
 - Also included is a separate item for the overall Research and Development (R&D) Cost compiled from all sectors to give an overall R&D cost, which is 0.355% of the overall budget.
 - Additionally there is the breakdown of Conflict Affected Areas cost by Department, which is 1.03% of the overall budget.
- An overall breakdown of the NEP by Sub-Sector within each Sector. These are shown in Section 2 of this Report.
- A breakdown for each Department (including attached agencies) showing two views. These are shown in Section 3 of this Report.
 - The first view is each Department by Sector.
 - The second view is each Department by Sub-Sector.
- An overall breakdown for each Sector by Department. These are shown in Section 4 of this Report.

- An overall Breakdown for each Sub-Sector by Department. These are shown in Section 5 of this Report.

There are separate views of each of these. Each of these views includes a pie chart for easy viewing, a table of the amounts (in thousands of Pesos), the % of the amount, and the overall % in relation to the overall proposed budget (% of P2.606 Trillion).

The mapping of each of the UACS MFO/PAP Codes (all codes all Departments) to the UACS Sector Outcome (COFOG) was initially completed by the UACS Team and then it was validated and revalidated with each of the respective BMBs. The data is considered to be accurate and reliable and based upon the definitions as prescribed by the United Nations COFOG.

This should be considered as just an initial view of the information to address the common type information that is likely needed by many. This information can be presented in many other ways and formats. The Department should consider obtaining a software tool that could be utilized for analyzing the data further for the specific purposes needed by everyone in the Department. The data is currently kept in several databases. The budget data is kept in the BPMS, budget execution is in eBudget, and expenditures are planned to be in the URS System. This data can be extracted from each of these systems to obtain this information as needed. The DBM should also consider having a data warehouse for easier utilization of the information.

Upon approval of the GAA, the UACS MFO/PAP codes should be updated with the sector outcome codes to reflect the approved budget, as there will likely be some changes due to the insertions and changes by Congress. These same reports (plus any others desired) should be generated to give the same information based upon the approved budget. The requirements for inclusion of this information in the FY 2016 Budget Call are already underway.

This information would also be very useful for expenditure information. The recent COA-DBM-DOF Joint Circular 2014-1 requires all agencies to begin utilizing the UACS Sector Outcome codes beginning January 1, 2015. This will facilitate the capturing of this data in agencies in the BFAR Reports. It should be noted that agencies will require specific detailed training for the UACS Sector Outcome as they do not have understanding of the codes and their meanings, and how to apply this. The quality of the information that is planned to be provided by agencies would be greatly enhanced once this training is provided.

The current definitions of the UACS Sub-Sectors are included in Annex A of this Report for information. These definitions are the international definitions. The DBM is intending on refining these definitions to be more specific to the Philippines. Overall, considerable progress is being made with the implementation of the UACS Sector Outcome (COFOG). These efforts should continue for the proper and successful full implementation.

SECTION 1 - SECTOR ALLOCATION OF THE NATIONAL BUDGET

The 2015 National Budget of the Philippine Government as proposed to Congress in the National Expenditure Program (NEP) amounted to P2.606 Trillion which was broken down into several sectors. The highest percentage of the budget was given to the General Public Services (Code: 100) which was approximately 43.71% of the total budget. The least amount was allocated to the Environmental Protection (Code: 180) which was equivalent to 0.19% of the total National Budget.

The rest of the breakdown can be seen on the table below, please note that all amounts are shown in thousands of Pesos.

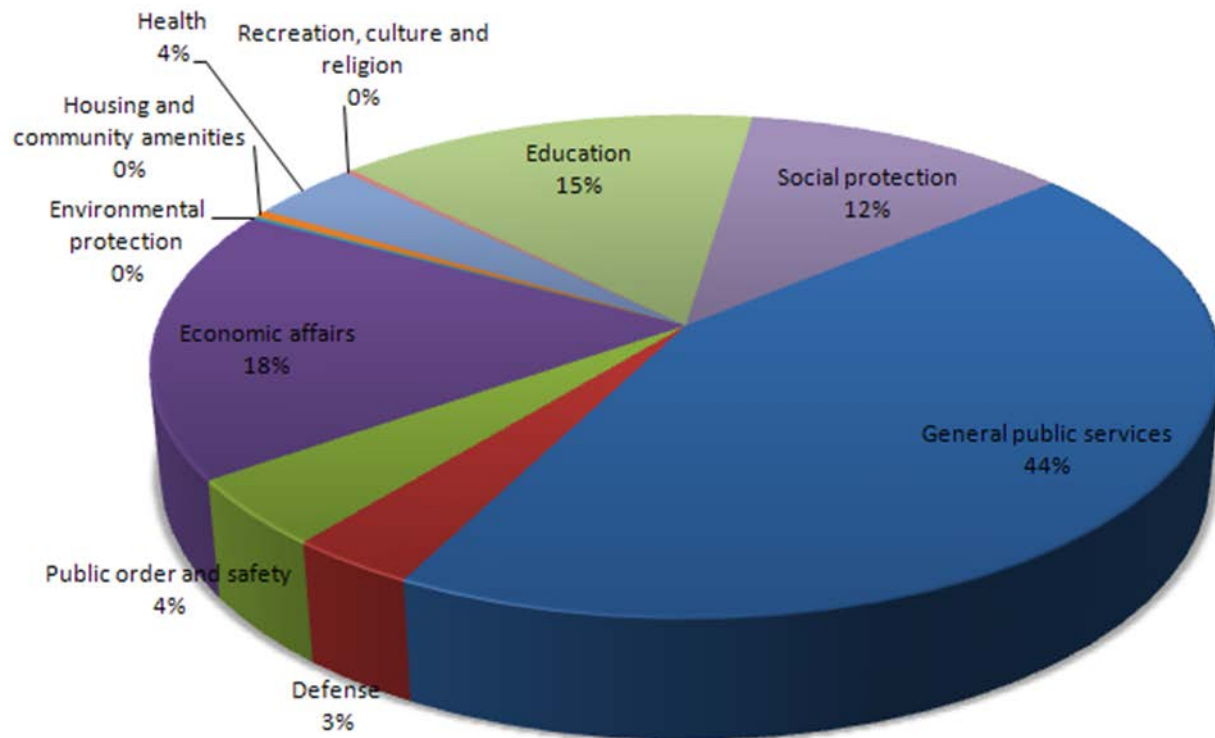
CODE	SECTOR	AMOUNT (in Thousands)	% (Budget)
100	General public services	1,137,961,851.00	43.67%
120	Defense	87,374,991.00	3.35%
140	Public order and safety	113,795,895.00	4.37%
160	Economic affairs	456,167,028.00	17.50%
180	Environmental protection	4,948,026.00	0.19%
200	Housing and community amenities	12,632,213.00	0.48%
220	Health	98,838,138.00	3.79%
240	Recreation and Culture	7,469,234.00	0.29%
260	Education	386,402,585.00	14.83%
280	Social protection	300,410,039.00	11.53%
	TOTAL	2,606,000,000.00	100.00%

The sectors of Economic Affairs (Code 160), Education (Code 260), Social Protection (Code 280) and Public Order and Safety (Code 140) comprise the Top 5 Sectors with the greatest budget allocation. The total amount from those sectors alone would be more than 90% of the National Budget, which makes the Bottom 5 Sectors to accumulate less than 10% of the budget.

The following Table shows the breakdown of the budget by Sector, in order of highest to lowest of budget allocation:

CODE	SECTOR	AMOUNT (in Thousands)	% (Budget)
100	General public services	1,137,961,851.00	43.67%
160	Economic affairs	456,167,028.00	17.50%
260	Education	386,402,585.00	14.83%
280	Social protection	300,410,039.00	11.53%
140	Public order and safety	113,795,895.00	4.37%
220	Health	98,838,138.00	3.79%
120	Defense	87,374,991.00	3.35%
200	Housing and community amenities	12,632,213.00	0.48%
240	Recreation and culture	7,469,234.00	0.29%
180	Environmental protection	4,948,026.00	0.19%
	TOTAL	2,606,000,000.00	100.00%

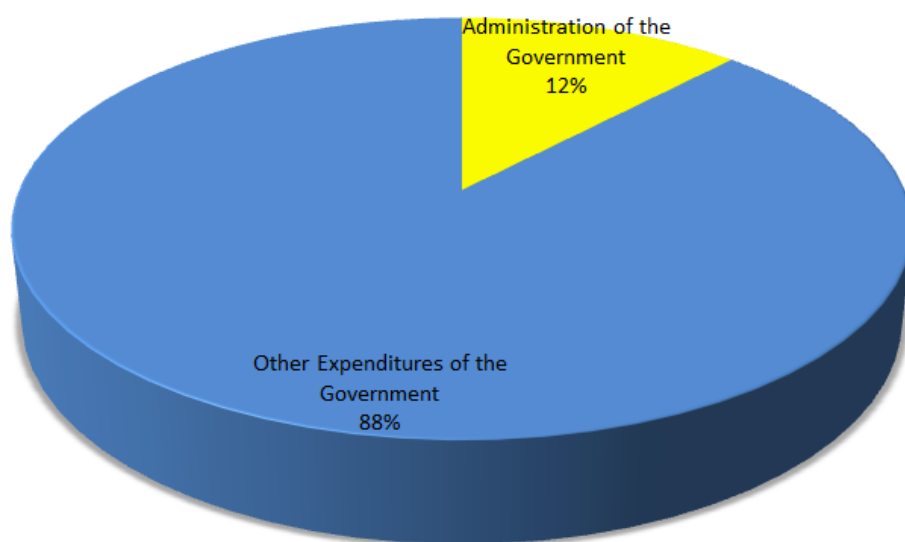
Below is a graphical presentation of the 2015 National Budget distribution by Sectors.



ADMINISTRATION OF THE NATIONAL GOVERNMENT

The total appropriation for the administration of the national government is 12.08% of the total national government budget.

ADMINISTRATION	AMOUNT (In Thousands Peso)	% of Budget
Administration of the National Government	314,718,046.00	12.08%
Other Expenditures of the National Government	2,291,281,954.00	87.92%
TOTAL	2,606,000,000.00	100.00%



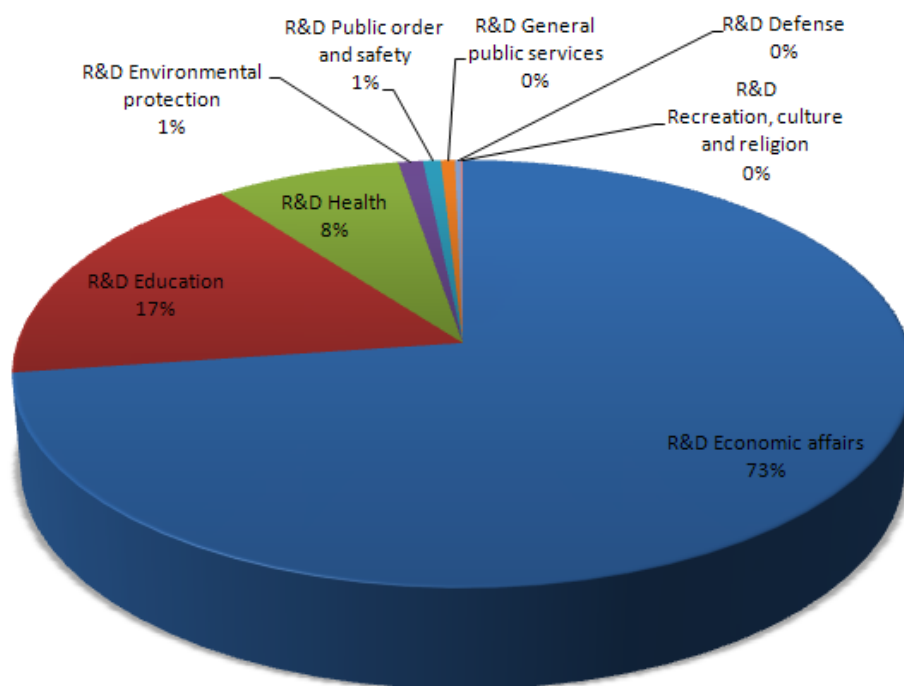
The Administration of Government includes the Executive and Legislative Departments (Congress, President, DBM, DOF, COA, etc.), the General Administration Support (GAS) from all Departments, and other administrative services like COMELEC as classified below.

CODE	SUBSECTOR	AMOUNT	% (Budget)
103	General services	232,459,408.00	73.86%
101	Executive and legislative organs, financial and fiscal affairs, external affairs	65,295,421.00	20.75%
106	General public services n.e.c.	15,925,259.00	5.06%
109	Governance / Government Institutions and Regulatory Regime	1,037,958.00	0.33%
	TOTAL	314,718,046.00	12.08%

RESEARCH AND DEVELOPMENT SUMMARY BY SECTOR

The following is an overall summary of Research and Development budget for all sectors. This R&D is a total of P9.255 billion or 0.36% of the overall national budget.

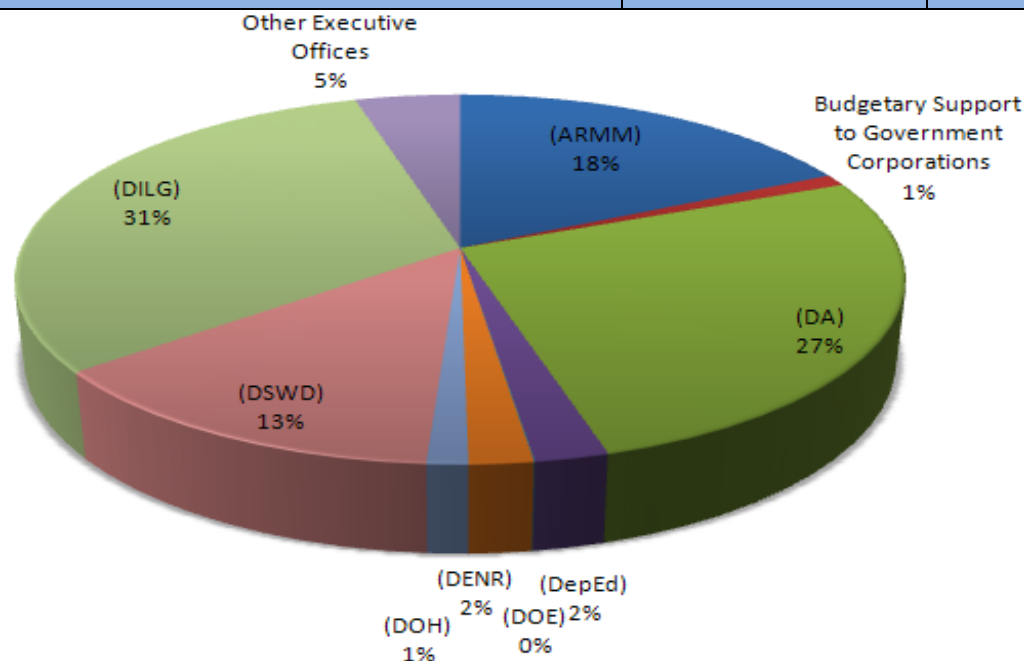
CODE	R&D SUBSECTOR	AMOUNT (In Thousand Pesos)	% (R&D)	% (Budget)
168	R&D Economic affairs	6,736,286.00	72.79%	0.26%
267	R&D Education	1,559,579.00	16.85%	0.06%
225	R&D Health	713,394.00	7.71%	0.03%
185	R&D Environmental protection	94,280.00	1.02%	0.00%
145	R&D Public order and safety	67,819.00	0.73%	0.00%
105	R&D General public services	53,513.00	0.58%	0.00%
124	R&D Defense	21,750.00	0.24%	0.00%
245	R&D Recreation and culture	8,359.00	0.09%	0.00%
	TOTAL	9,254,980.00	100.00%	0.36%



CONFLICT AFFECTED AREAS SUMMARY BY DEPARTMENT

The following is a summary of the Conflict Affected Areas Sub-Sector by Department Budget. This is P10.085 billion, or 0.39% of the overall national budget.

DEPARTMENT	AMOUNT (in Thousand Pesos)	%	Overall Budget
Department of the Interior and Local Government (DILG)	3,143,743.00	31.17%	0.12%
Department of Agriculture (DA)	2,678,240.00	26.56%	0.10%
Autonomous Region in Muslim Mindanao (ARMM)	1,801,702.00	17.87%	0.07%
Department of Social Welfare and Development (DSWD)	1,343,033.00	13.32%	0.05%
Other Executive Offices	452,254.00	4.48%	0.02%
Department of Education (DepEd)	231,000.00	2.29%	0.01%
Department of Environment and Natural Resources (DENR)	200,000.00	1.98%	0.01%
Department of Health (DOH)	129,035.00	1.28%	0.00%
Budgetary Support to Government Corporation	102,590.00	1.02%	0.00%
Department of Energy (DOE)	3,320.00	0.03%	0.00%
TOTAL	10,084,917.00	100.00%	0.39%



SECTION 2 – SUB-SECTOR ALLOCATION OF THE NATIONAL BUDGET

This section provides the breakdown of the FY 2015 National Budget by Sub-Sector. This is presented within each Sector Outcome category.

100: GENERAL PUBLIC SERVICES

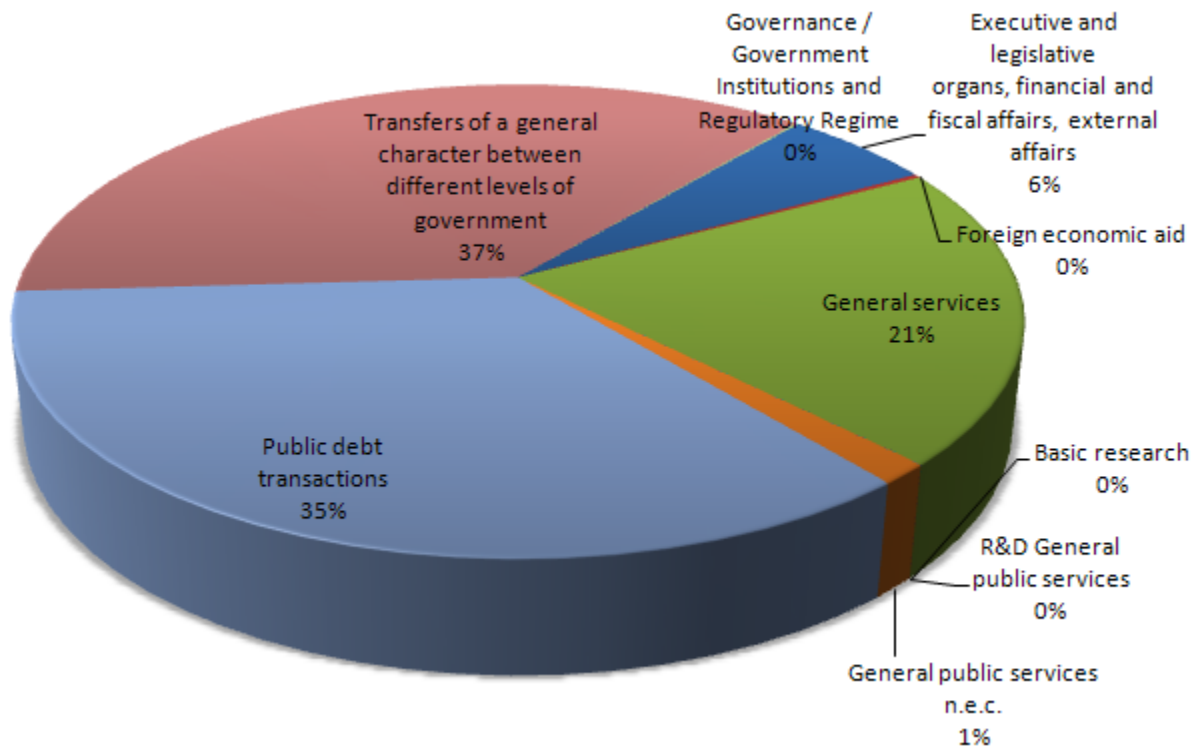
General Public Services received the largest budget allocation, which is 43.7% of the total budget. This amounts to over P1.13T. The table below shows the Sub-Sector, the amount (in Thousands of Pesos), the % that each Sub-Sector is in relation to the Sector (General Public Services) and also the % of the overall government budget.

The 3 largest shares of this sector are Transfers between different levels of government (IRA to LGUs), which is 36.99% of the sector, or 16.15% of the overall budget, the public debt transactions (Debt Service), which is 35.09% of the sector, or 15.32% of the overall budget, and the General Services (mostly GAS of all agencies), which is 20.43% of the sector, or 8.92% of the overall budget. Details of the budget allocation with corresponding amounts and percentages are shown on the table below and the chart on the following page.

CODE	SUBSECTOR	AMOUNT (In Thousand Pesos)	% (Sector)	% (NEP)
101	Executive and legislative organs, financial and fiscal affairs, external affairs	65,295,421.00	5.74%	2.51%
102	Foreign economic aid	2,815,142.00	0.25%	0.11%
103	General services	232,459,408.00	20.43%	8.92%
104	Basic research	30,000.00	0.00%	0.00%
105	R&D General public services	53,513.00	0.00%	0.00%
106	General public services n.e.c.	15,925,259.00	1.40%	0.61%
107	Public debt transactions	399,363,000.00	35.09%	15.32%
108	Transfers of a general character between different levels of government	420,982,150.00	36.99%	16.15%
109	Governance / Government Institutions and Regulatory Regime	1,037,958.00	0.09%	0.04%
	TOTAL	1,137,961,851.00	100.00%	43.67%

Note: n.e.c. is Not Elsewhere Classified

General Public Services Chart

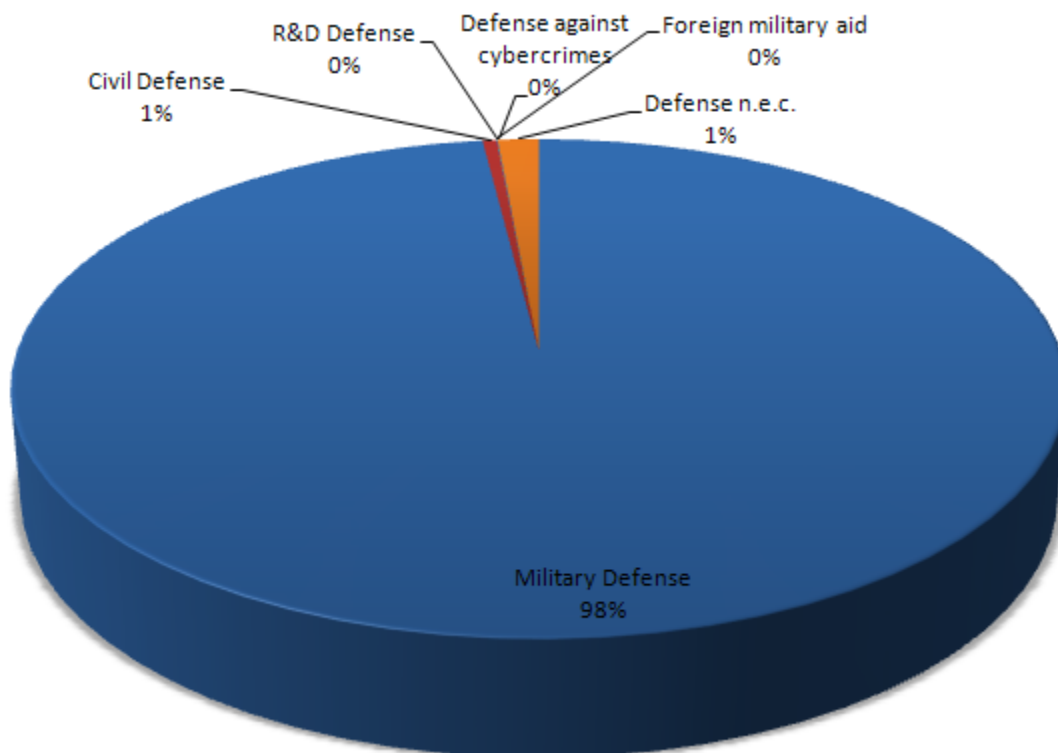


120: DEFENSE

The Defense Sector received 3.35% of the National Budget which is over P87.3 Billion. The Military Defense Sub-Sector received almost all of this, over P85 Billion or over 98% of the Defense Sector. The remaining subsectors received about P1.7 billion, or about 1.98% of the Defense Sector.

The table below shows the breakdown and distribution of the budget for Defense sector.

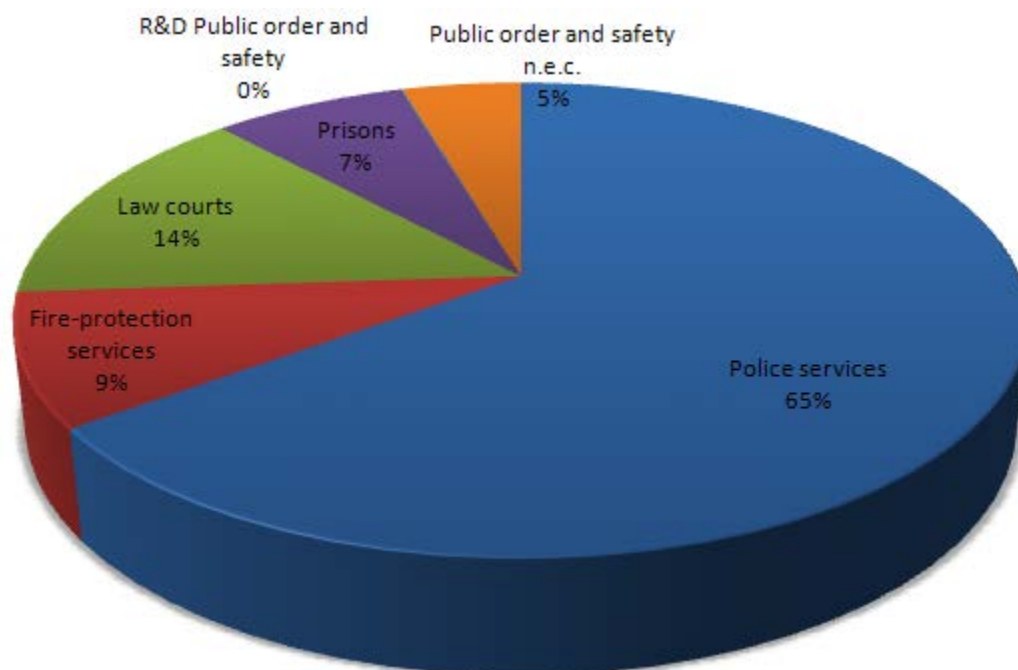
CODE	SUBSECTOR	AMOUNT (In Thousand Pesos)	% (Sector)	% (NEP)
121	Military Defense	85,646,864.00	98.02%	3.29%
122	Civil Defense	418,751.00	0.48%	0.02%
123	Foreign military aid	8,259.00	0.01%	0.00%
124	R&D Defense	21,750.00	0.02%	0.00%
126	Defense against cybercrimes	17,437.00	0.02%	0.00%
127	Defense n.e.c.	1,261,930.00	1.44%	0.05%
	TOTAL	87,374,991.00	100.00%	3.35%



140: PUBLIC ORDER AND SAFETY

The Public Order and Safety Sector received 4.37% of the Nation Budget, which is over P113.79 Billion. Police Services received the majority of the budget, with 64.88% of the sector, or 2.83% of the overall budget. The following is the complete table and chart of the Public Order and Safety Sector by Sub-Sector:

CODE	SUBSECTOR	AMOUNT (In Thousand Pesos)	% (Sector)	% (NEP)
141	Police services	73,831,119.00	64.88%	2.83%
142	Fire-protection services	10,288,019.00	9.04%	0.39%
143	Law courts	16,083,799.00	14.13%	0.62%
144	Prisons	8,382,408.00	7.37%	0.32%
145	R&D Public order and safety	67,819.00	0.06%	0.00%
146	Public order and safety n.e.c.	5,142,731.00	4.52%	0.20%
	TOTAL	113,795,895.00	100.00%	4.37%



160: ECONOMIC AFFAIRS

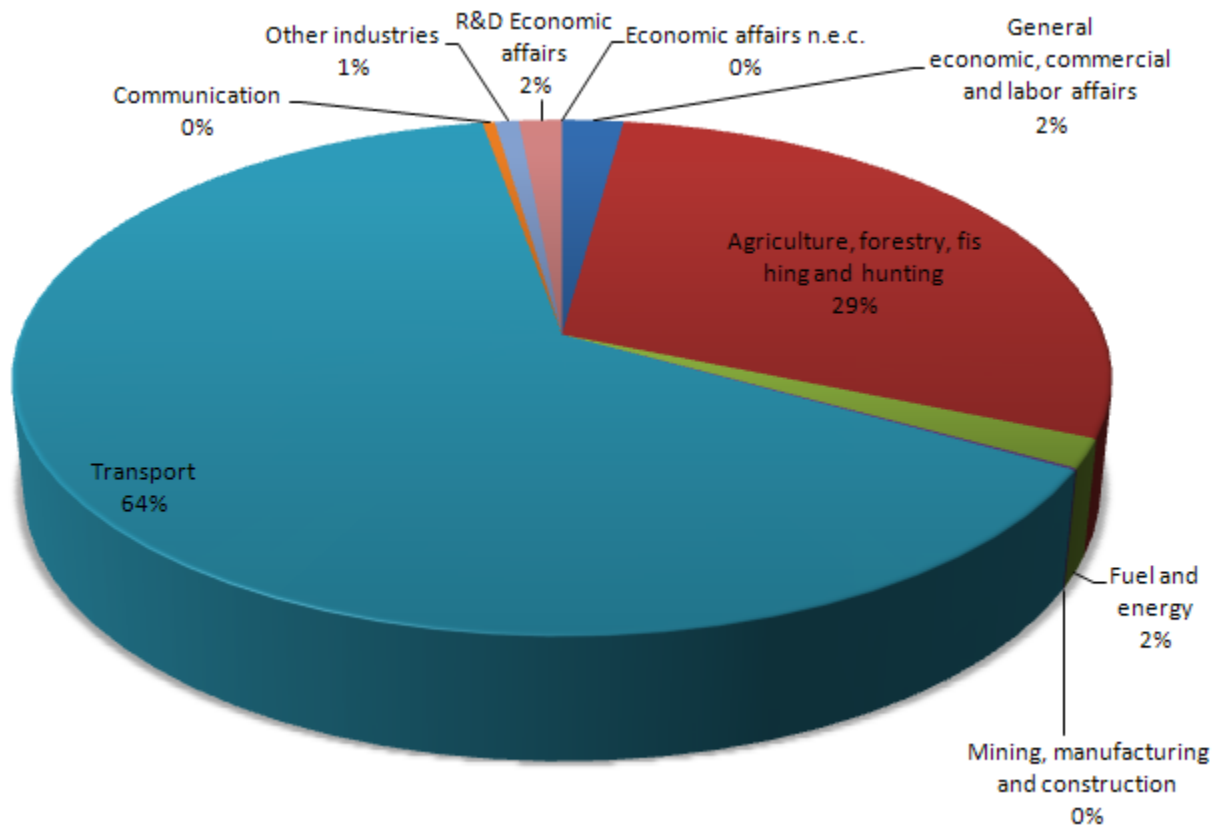
The Economic Affairs Sector received the second highest allocation of the National Budget, that being 17% of the budget, or over P456 Billion. It should be noted that this allocation includes several Departments including DPWH, DA, DOTC, and other Departments. The details by Department are shown in Section 3 of this Report.

The Transport Sub-Sector received the majority of the budget for the Economic Affairs Sector, with 63.98% of the Sector, or 11.20% of the overall budget. The Agriculture, Forestry, Fishing, and Hunting Sub-Sector received most of the remaining with 29.23% of the Sector, or 5.12% of the overall budget. The following table provides the complete breakdown by Sub-Sector for the Economic Affairs Sector:

CODE	SUBSECTOR	AMOUNT (In Thousand Pesos)	% (Sector)	% (NEP)
161	General economic, commercial and labor affairs	9,677,099.00	2.12%	0.37%
162	Agriculture, forestry, fishing and hunting	133,344,211.00	29.23%	5.12%
163	Fuel and energy	8,157,587.00	1.79%	0.31%
164	Mining, manufacturing and construction	610,543.00	0.13%	0.02%
165	Transport	291,864,373.00	63.98%	11.20%
166	Communication	1,943,787.00	0.43%	0.07%
167	Other industries	3,802,867.00	0.83%	0.15%
168	R&D Economic affairs	6,736,286.00	1.48%	0.26%
169	Economic affairs n.e.c.	30,275.00	0.01%	0.00%
	TOTAL	456,167,028.00	100.00%	17.50%

Note: n.e.c. is Not Elsewhere Classified

Economic Affairs Sector Chart

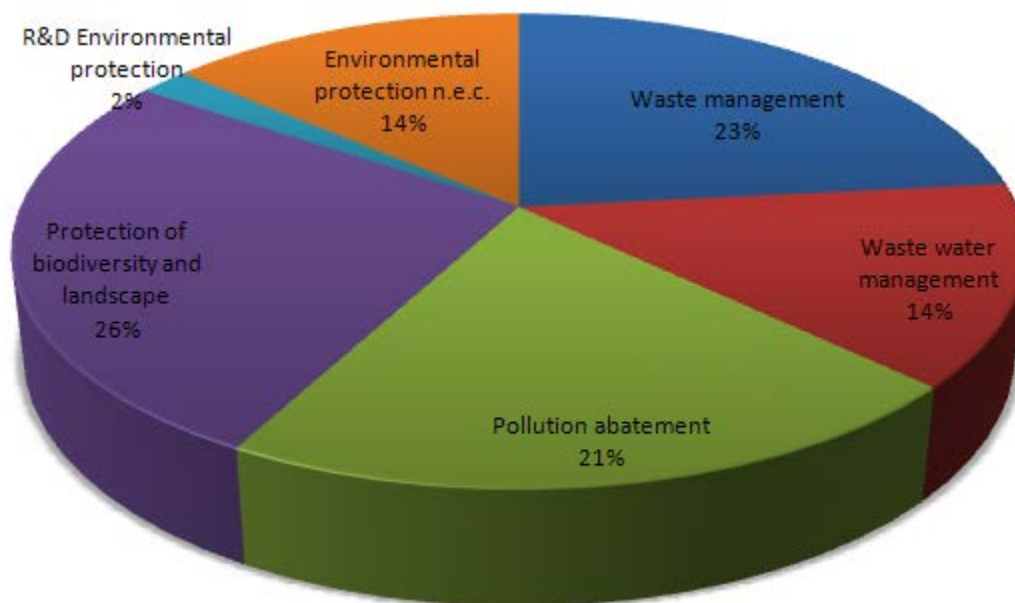


180: ENVIRONMENTAL PROTECTION

The Environmental Protection Sector received the least budget allocation per sectors with 0.19% of the National Budget or approximately P4.9 billion. Details of the breakdown by sub-sector are shown on the following table and chart:

CODE	SUBSECTOR	AMOUNT (In Thousand Pesos)	% (Sector)	% (NEP)
181	Waste management	1,156,298.00	23.37%	0.04%
182	Waste water management	677,935.00	13.70%	0.03%
183	Pollution abatement	1,029,251.00	20.80%	0.04%
184	Protection of biodiversity and landscape	1,314,981.00	26.58%	0.05%
185	R&D Environmental protection	94,280.00	1.91%	0.00%
186	Environmental protection n.e.c.	675,281.00	13.65%	0.03%
	TOTAL	4,948,026.00	100.00%	0.19%

Note: n.e.c. is Not Elsewhere Classified

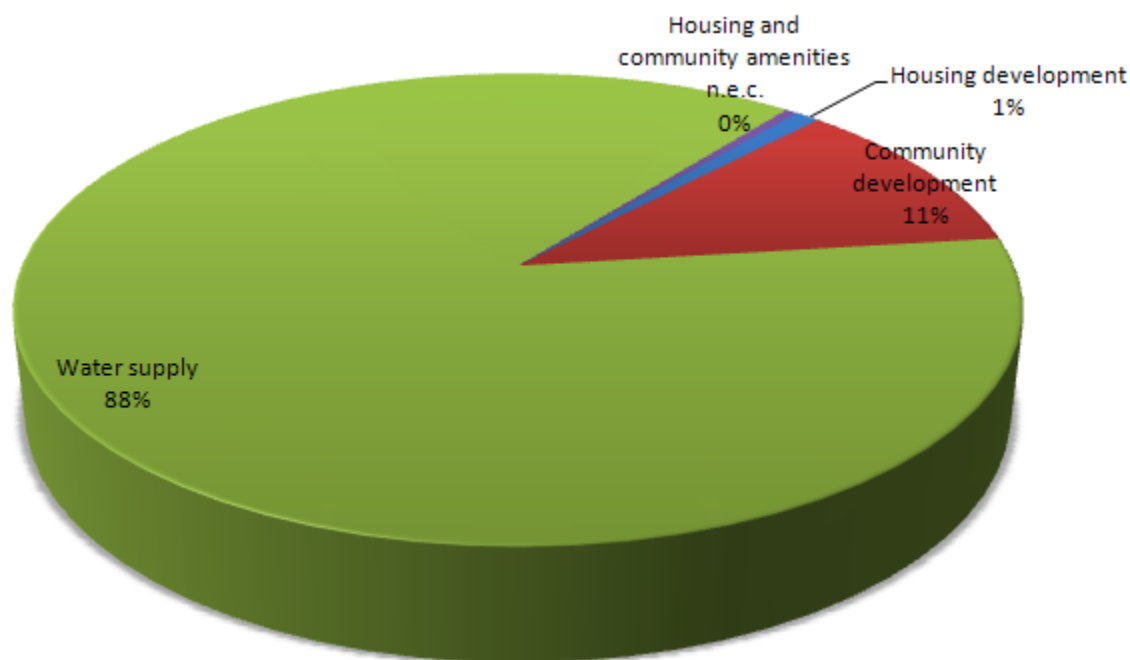


200: HOUSING AND COMMUNITY AMENITIES

The Housing and Community Amenities Sector received 0.485% of the National Budget, which is about P12.6 billion. The majority of this sector is for the water supply sub-sector, with 87.62% of the Housing and Community Amenities Sector, or 0.42% of the overall budget. Details of the breakdown by sub-sector are shown on the following table and chart:

CODE	SUBSECTOR	AMOUNT (In Thousand Pesos)	% (Sector)	% (NEP)
201	Housing development	117,765.00	0.93%	0.00%
202	Community development	1,389,150.00	11.00%	0.05%
203	Water supply	11,067,976.00	87.62%	0.42%
206	Housing and community amenities n.e.c.	57,322.00	0.45%	0.00%
	TOTAL	12,632,213.00	100.00%	0.485%

Note: n.e.c. is Not Elsewhere Classified



220: HEALTH

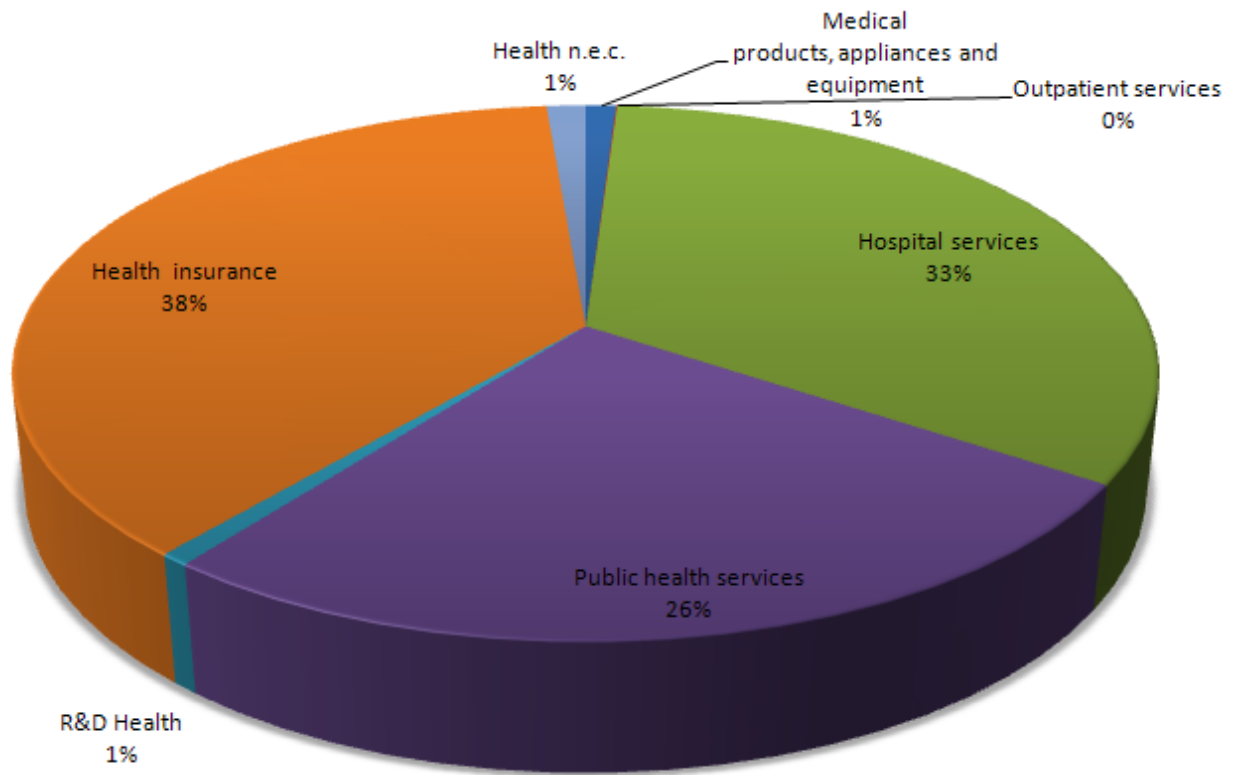
The Health Sector received an amount of over P98.8 billion or 3.79% of the National Budget. There were 3 sub-sectors that received over 90% of the Health Sector, which are Health Insurance with 37.50% of the sector, or 1.42% of the overall budget, Hospital Services with 33.26% of the sector, or 1.26% of the overall budget, and Public Health Services with 26.17% of the sector, or 0.99% of the overall budget.

The table below shows the detailed distribution of the budget allocation for Health Sector:

CODE	SUBSECTOR	AMOUNT (In Thousand Pesos)	% (Sector)	% (NEP)
221	Medical products, appliances and equipment	997,054.00	1.01%	0.04%
222	Outpatient services	39,736.00	0.04%	0.00%
223	Hospital services	32,878,284.00	33.26%	1.26%
224	Public health services	25,862,121.00	26.17%	0.99%
225	R&D Health	713,394.00	0.72%	0.03%
226	Health insurance	37,060,440.00	37.50%	1.42%
227	Health n.e.c.	1,287,109.00	1.30%	0.05%
	TOTAL	98,838,138.00	100.00%	3.79%

Note: n.e.c. is Not Elsewhere Classified

Health Sector Chart



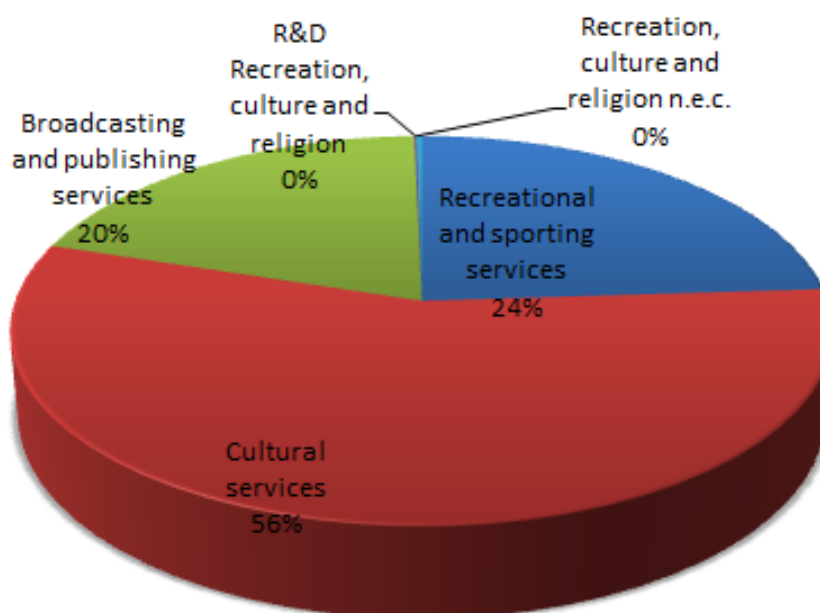
240: RECREATION AND CULTURE

The Recreation and Culture Sector received P7.469 billion, or 0.29% of the National Budget, with Cultural Services receiving the majority, with 53.96% of the sector, or 0.15% of the overall budget. The following table and chart shows the breakdown by sub-sector for Recreation and Culture Sector:

CODE	SUBSECTOR	AMOUNT (In Thousand Pesos)	% (Sector)	% (NEP)
241	Recreational and sporting services	1,666,725.00	22.31%	0.06%
242	Cultural services	4,030,499.00	53.96%	0.15%
243	Broadcasting and publishing services	1,372,064.00	18.37%	0.05%
244	Other community services	375,832.00	5.03%	0.01%
245	R&D Recreation and culture	8,359.00	0.11%	0.00%
246	Recreation and Culture n.e.c.	15,755.00	0.21%	0.00%
	TOTAL	7,469,234.00	100.00%	0.29%

Note: The International Description of this Sector is Recreation, Culture, and Religion

Note: n.e.c. is Not Elsewhere Classified



260: EDUCATION

The Education Sector was among the highest recipient of budget allocation with P386.4 billion, or 14.83% of National Budget. It should be noted that this sector includes several Departments including the Department of Education (DepEd) and other Departments. The details by Department are shown in Section 3 of this report. DepEd received the largest budget allocation of all Departments, with P339.288 billion, or 13.019% of the overall budget.

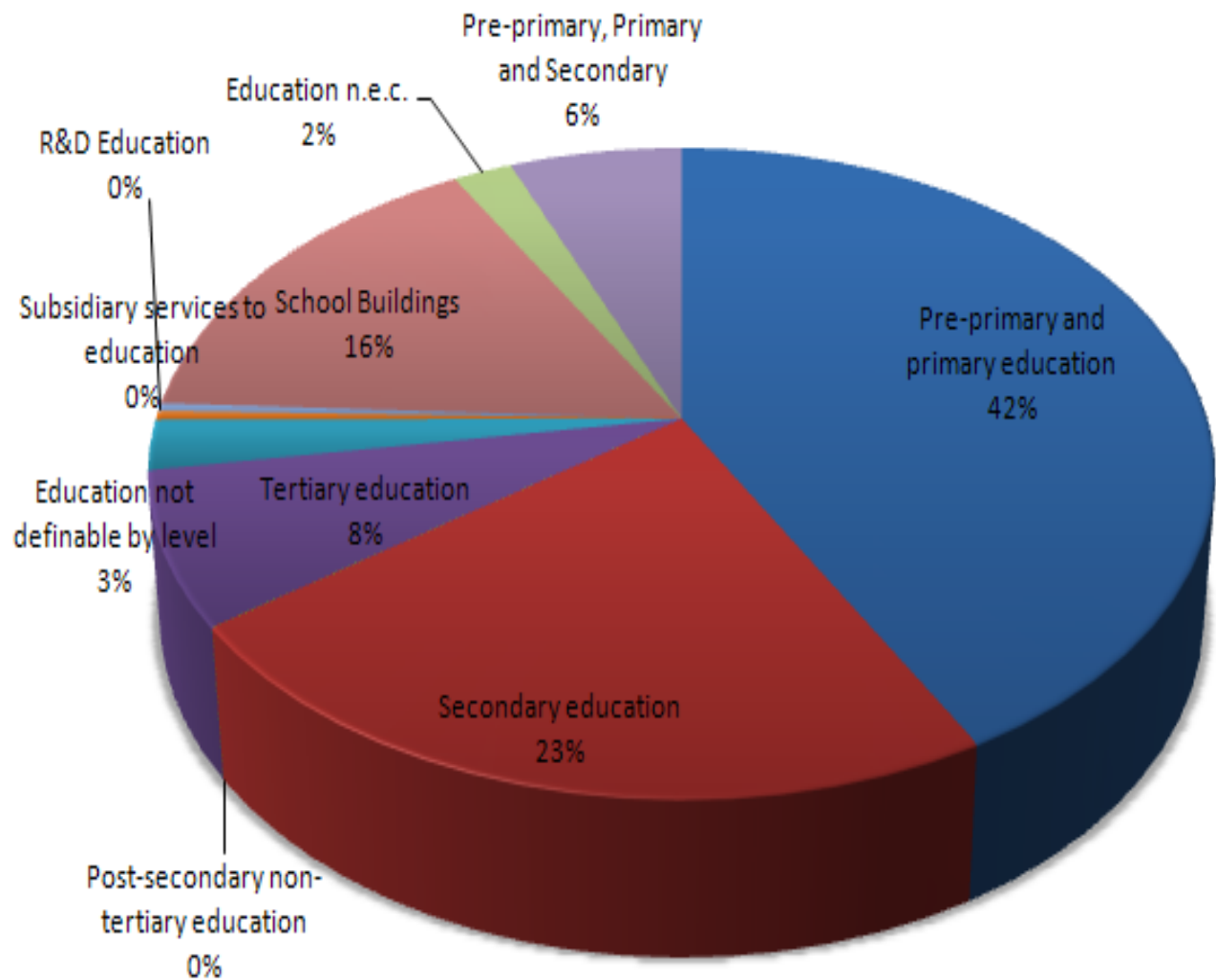
In the Education Sector the Pre-primary, Primary, and Secondary Education received the largest allocation. There are 3 sub sectors for this, being (261) Pre-Primary and Primary Education, (262) Secondary Education, and the combined (270) Pre-primary, Primary, and Secondary Education. The combined sub-sector (270) was added as there numerous items with material amounts in the budget which cannot be distinguished between Preprimary-Primary and Secondary, and it is intended for both. The 3 sub-sectors are 71.01% of the Education Sector, or 10.53% of the overall budget. The other major sub-sectors in education are School Buildings with 16.96% of the sector, or 2.37% of the overall budget, and Tertiary Education with 7.57% of the sector, or 1.12% of the overall national budget.

The following table and chart shows the breakdown of the Education Sector by Sub-Sector:

CODE	SUBSECTOR	AMOUNT (In Thousand Pesos)	% (Sector)	% (NEP)
261	Pre-primary and primary education	162,441,273.00	42.04%	6.23%
262	Secondary education	88,227,410.00	22.83%	3.39%
263	Post-secondary non-tertiary education	58,480.00	0.02%	0.00%
264	Tertiary education	29,263,780.00	7.57%	1.12%
265	Education not definable by level	9,581,191.00	2.48%	0.37%
266	Subsidiary services to education	1,715,767.00	0.44%	0.07%
267	R&D Education	1,559,579.00	0.40%	0.06%
268	School Buildings	61,684,577.00	15.96%	2.37%
269	Education n.e.c.	8,139,488.00	2.11%	0.31%
270	Pre-primary, Primary and Secondary	23,731,040.00	6.14%	0.91%
	TOTAL	386,402,585.00	100.00%	14.83%

Note: n.e.c. is Not Elsewhere Classified

Education Sector Chart



280: SOCIAL PROTECTION

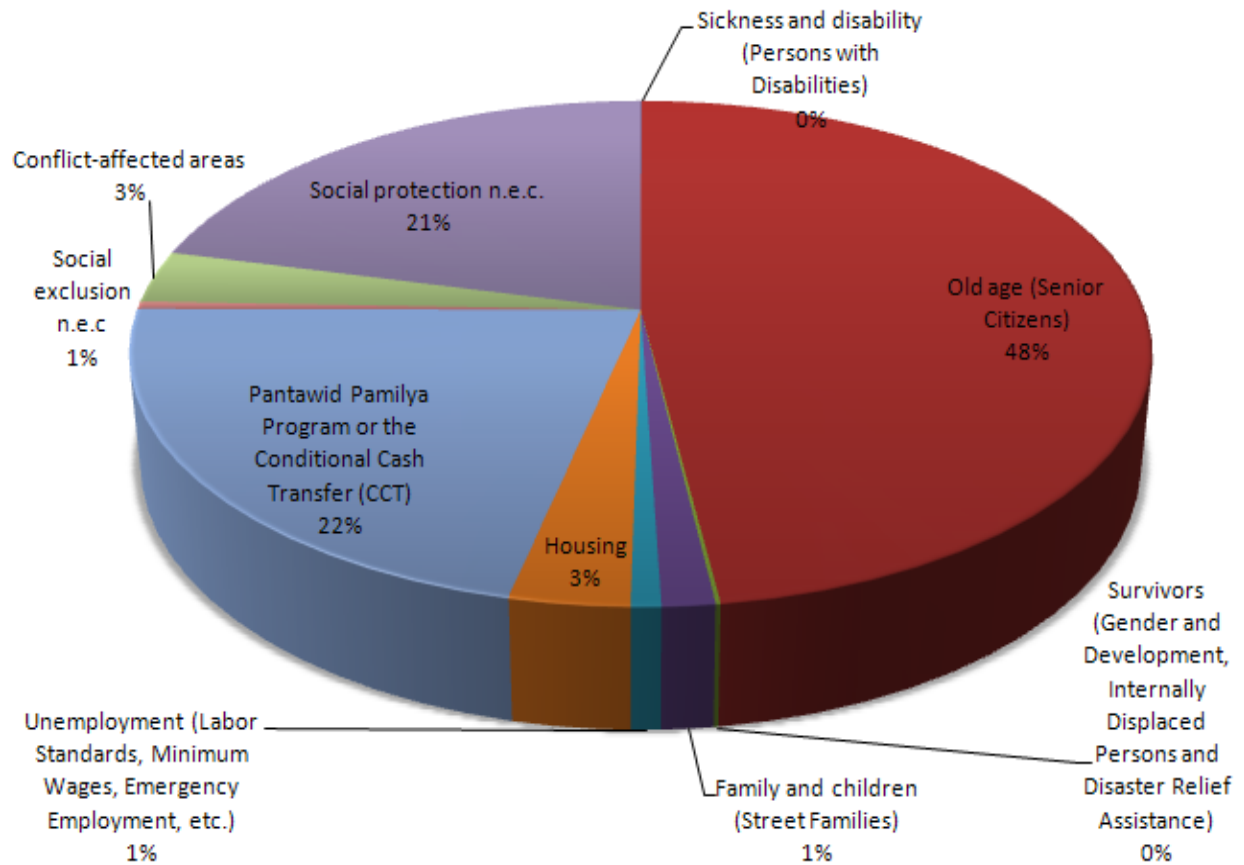
The Social Protection Sector was among the top 5 highest recipient of the National Budget. This Sector received an allocation of P300.1 billion, or 11.53% of the overall national government budget. The largest sub-sector of Social Protection is Old Age (Senior Citizens) with 47.89% of the sector, or 5.52% of the overall national budget. The other two sub-sectors receiving a substantial portion of the Social Protection allocation is Pantawid Pamilya Program or the Conditional Cash Transfer (CCT) with 21.55% of the sector, or 2.48% of the overall national budget, and Social Protection Not Elsewhere Classified (with the majority of this being for Flood Control in Urban Areas) with 21.09% of the sector, or 2.43% of the overall national budget.

The table and chart below shows the detailed breakdown of Social Protection by Sub-Sector:

CODE	SUBSECTOR	AMOUNT (In Thousand Pesos)	% (Sector)	% (NEP)
281	Sickness and disability (Persons with Disabilities)	40,510.00	0.01%	0.00%
282	Old age (Senior Citizens)	143,854,027.00	47.89%	5.52%
283	Survivors (Gender and Development, Internally Displaced Persons and Disaster Relief Assistance)	402,500.00	0.13%	0.02%
284	Family and children (Street Families)	4,285,077.00	1.43%	0.16%
285	Unemployment (Labor Standards, Minimum Wages, Emergency Employment, etc.)	2,432,781.00	0.81%	0.09%
286	Housing	9,742,865.00	3.24%	0.37%
287	Pantawid Pamilya Program or the Conditional Cash Transfer (CCT)	64,737,890.00	21.55%	2.48%
288	Social exclusion n.e.c	1,463,701.00	0.49%	0.06%
291	Conflict-affected areas	10,084,917.00	3.36%	0.39%
292	Social protection n.e.c.	63,365,771.00	21.09%	2.43%
	TOTAL	300,410,039.00	100.00%	11.53%

Note: n.e.c. is Not Elsewhere Classified

Social Protection Chart



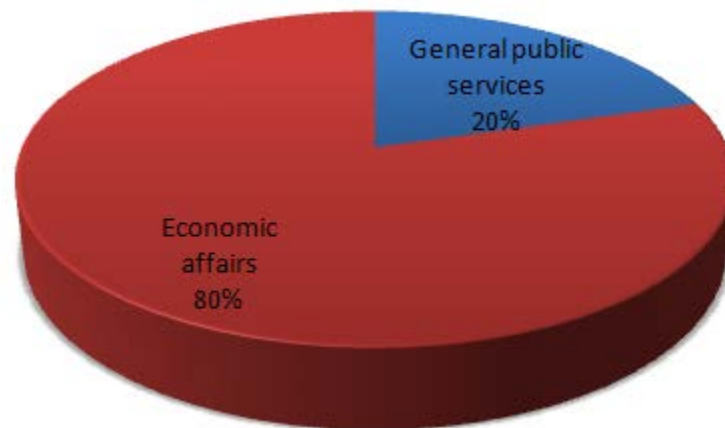
SECTION 3 - DEPARTMENT BUDGET BY SECTORS AND SUBSECTORS

This section shows the detailed breakdown of the FY 2015 National Budget by Sector and Sub-Sector (separately) for each Department. Departments include attached agencies of the respective Department.

Department of Agrarian Reform (DAR)

The Department of Agrarian Reform (DAR) budget is included from two (2) sectors; namely the General Public Services and Economic Affairs. The total budget amounted to approximately P10.6 billion or 0.406% of the proposed National Budget.

CODE	SECTOR	AMOUNT (In Thousand Pesos)	% (Dept)	% (NEP)
160	Economic affairs	8,424,564.00	79.58%	0.323%
100	General public services	2,161,610.00	20.42%	0.083%
	TOTAL	10,586,174.00	100.00%	0.406%



Moreover, the Subsector breakdown of Agrarian Reform is from one sub-sector of each Sector. Subsector breakdown of this Department is basically similar to its Sector breakdown.

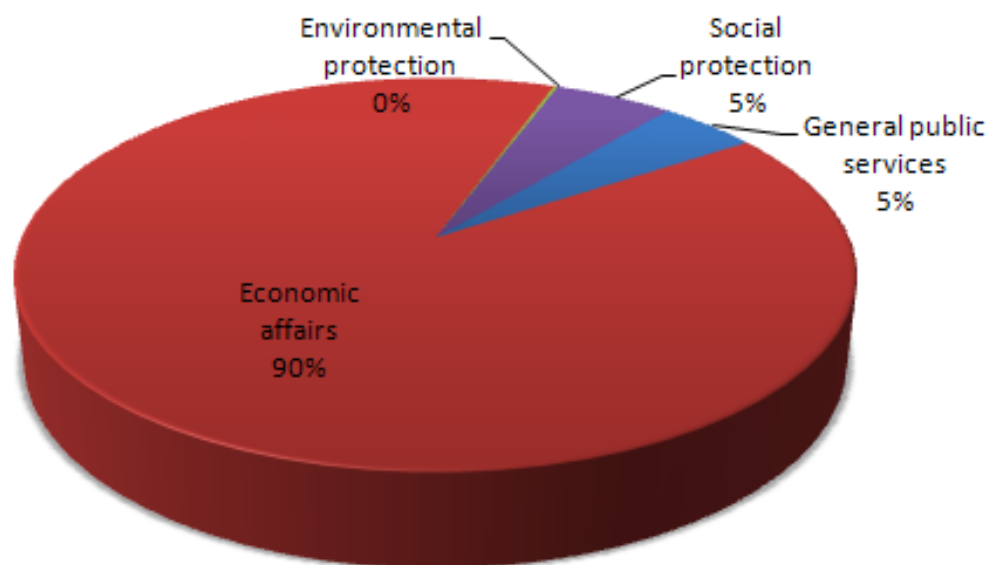
CODE	SUBSECTOR	AMOUNT (In Thousand Pesos)	% (Dept)	% (NEP)
162	Agriculture, forestry, fishing and hunting	8,424,564.00	79.58%	0.323%
103	General services	2,161,610.00	20.42%	0.083%
	TOTAL	10,586,174.00	100.00%	0.406%

Department of Agriculture (DA)

The Department of Agriculture (DA) 2015 budget comprises 1.883% of the total National Budget, which is P49.061 Billion. The largest portion of the budget is in the Economic Affairs Sector with 91.65% of the Department, or 1.725% of the proposed National Budget. The table and chart below shows the details of the Department of Agriculture s proposed budget.

CODE	SECTOR	AMOUNT (In Thousand Pesos)	% (Dept)	% (NEP)
160	Economic affairs	44,082,930.00	89.85%	1.69%
280	Social protection	2,678,240.00	5.46%	0.10%
100	General public services	2,218,543.00	4.52%	0.09%
180	Environmental protection	81,777.00	0.17%	0.00%
	TOTAL	49,061,490.00	100.00%	1.88%

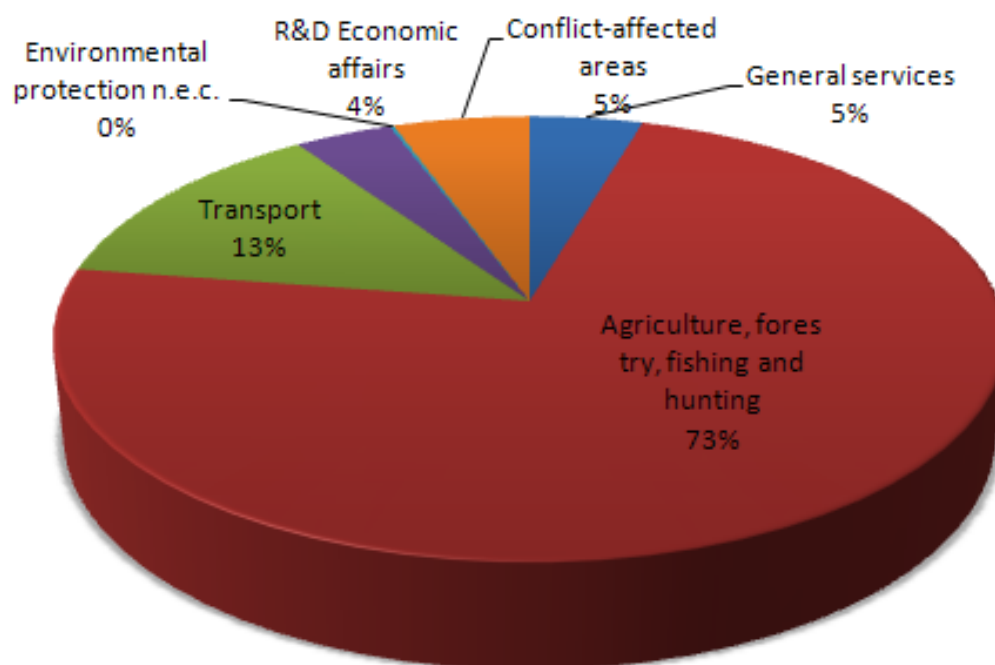
A graphical presentation of the breakdown is illustrated below.



For the Sub-Sectors of the Department of Agriculture, the largest is the Agriculture, Forestry, Fishing and Hunting with 74.69% of the proposed budget, or 1.406% of the overall National Budget. The other sub-sector receiving a significant allocation is the Transport Sub-Sector for Farm to Market Roads. The table and chart of the subsectors breakdown is illustrated below.

CODE	SUBSECTOR	AMOUNT (In Thousand Pesos)	% (Dept)	% (NEP)
162	Agriculture, forestry, fishing and hunting	35,764,187.00	72.90%	1.37%
165	Transport	6,400,000.00	13.04%	0.25%
291	Conflict-affected areas	2,678,240.00	5.46%	0.10%
103	General services	2,218,543.00	4.52%	0.09%
168	R&D Economic affairs	1,918,743.00	3.91%	0.07%
186	Environmental protection n.e.c.	81,777.00	0.17%	0.00%
	TOTAL	49,061,490.00	100.00%	1.88%

Note: n.e.c is Not Elsewhere Classified



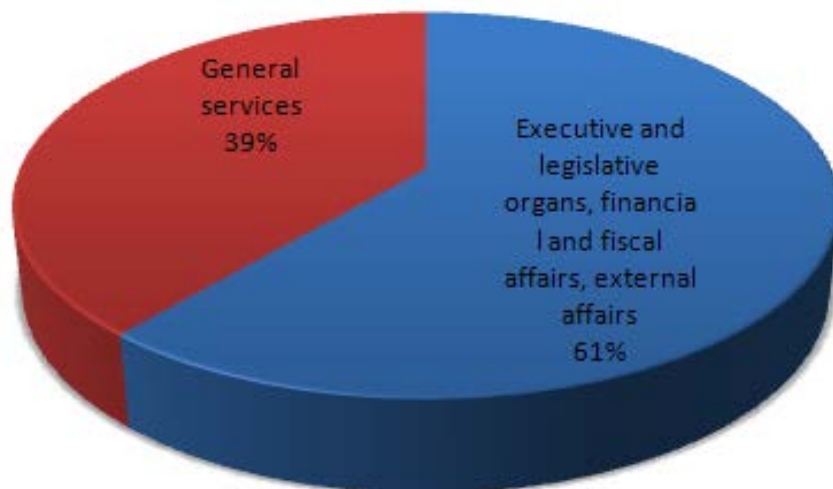
Department of Budget and Management (DBM)

The DBM proposed budget is P1.456 Billion or 0.056% of the National Budget. The entire budget is part of the General Public Services sector.

CODE	SECTOR	AMOUNT (In Thousand Pesos)	% (Dept)	% (NEP)
100	General public services	1,455,942.00	100.00%	0.056%

However, in terms of subsector, the DBM proposed budget is distributed into two (2) subsectors, that being the Executive and Legislative Organs, Financial and Fiscal Affairs, External Affairs subsector which is allocated 61.18% of the budget and General Services subsector which is allocated the remaining 38.82% of the budget.

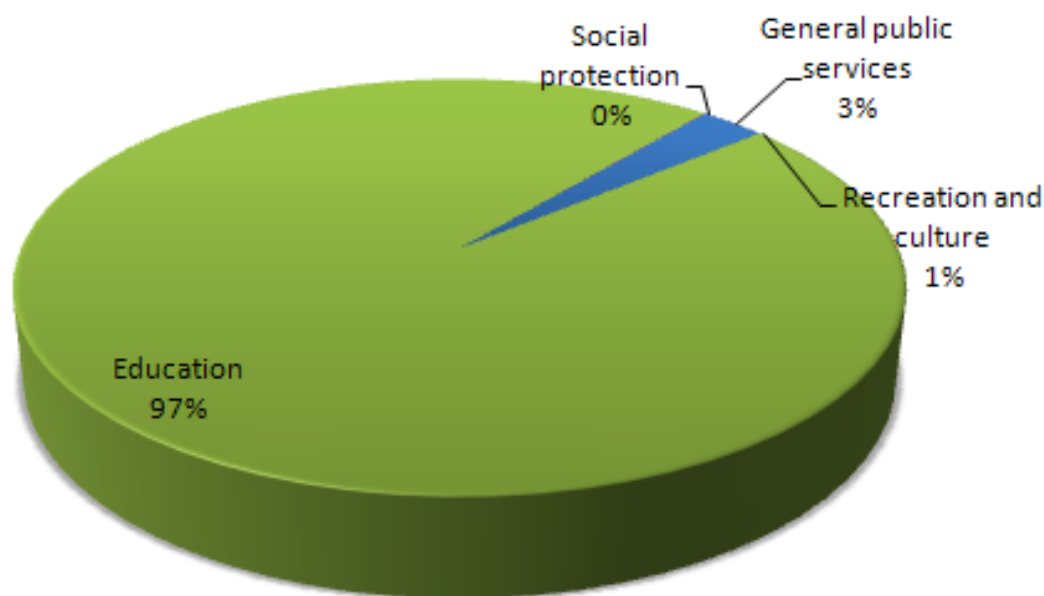
CODE	SUBSECTOR	AMOUNT (In Thousand Pesos)	% (Dept)	% (NEP)
101	Executive and legislative organs, financial and fiscal affairs, external affairs	890,702.00	61.18%	0.034%
103	General services	565,240.00	38.82%	0.022%
		1,455,942.00	100.00%	0.056%



Department of Education (DepEd)

The Department of Education (DepEd) has been allocated the largest share of the proposed National Budget, with 13.02%, or P339.288 Billion. Almost their entire budget is in the Education Sector as would be expected, with 96.54%, which is 12.57% of the proposed overall budget. The table and chart below shows the details by Sector:

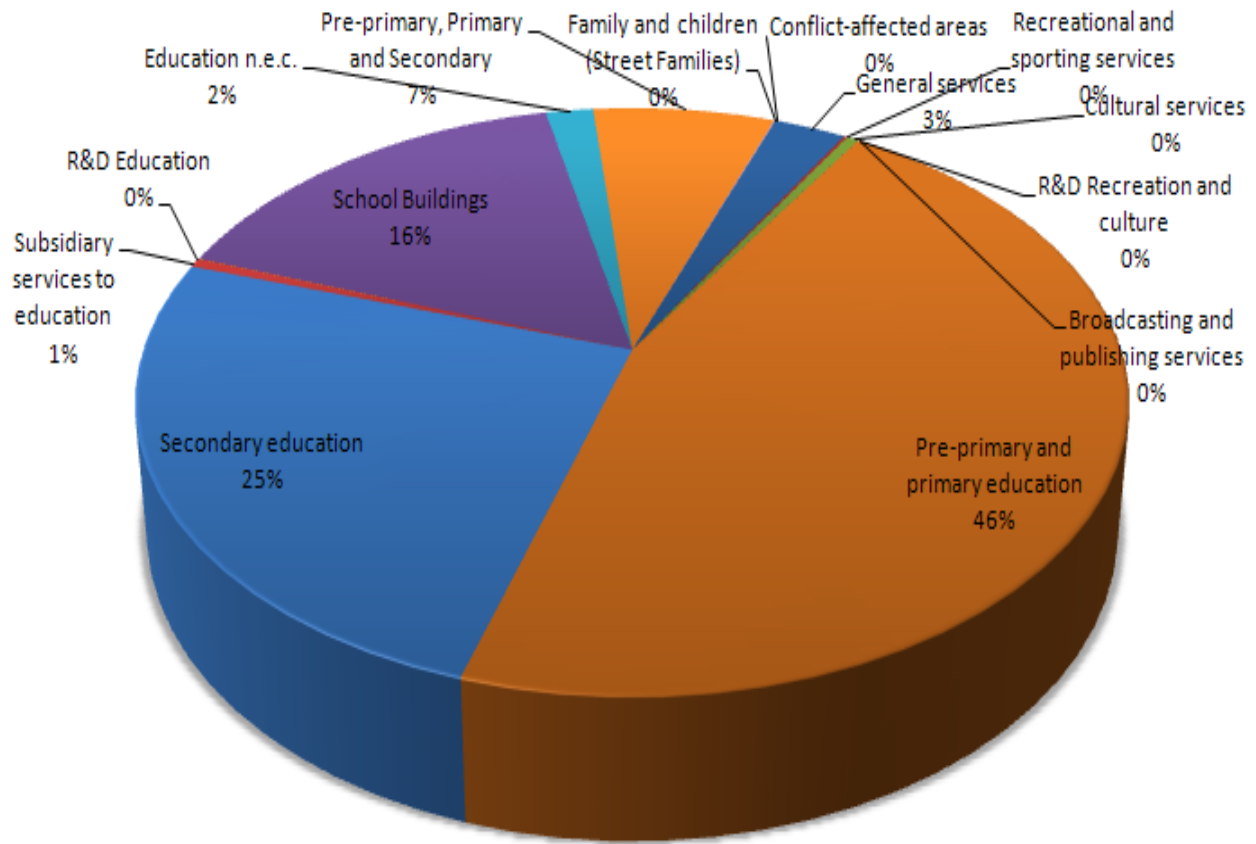
CODE	SECTOR	AMOUNT (In Thousand Pesos)	% (Dept)	% (NEP)
260	Education	327,558,686.00	96.54%	12.57%
100	General public services	9,455,564.00	2.79%	0.36%
240	Recreation and culture	2,042,581.00	0.60%	0.08%
280	Social protection	231,175.00	0.07%	0.01%
	TOTAL	339,288,006.00	100.00%	13.02%



The sub-sector distribution of the DepEd proposed budget is primarily with Pre-Primary, Primary, and Secondary Education. There are three (3) sub-sectors for these, the Pre-Primary, Primary (261), the Secondary (262), and the combined Pre-Primary, Primary, and Secondary (270) (Note: the combined (270) is for items which cannot be distinguished between Primary and Secondary in the budget, and due to the material amount, this combined was setup as a separate item). The Pre-Primary, Primary, and Secondary Education is 78.04% of the proposed DepEd budget, which is 10.16% of the proposed overall National Budget. The other significant sub-sector is School Buildings with 16.15% of the DepEd proposed budget, which is 2.10% of the overall budget. The following is a table and chart of the subsectors breakdown:

CODE	SECTOR	AMOUNT (In Thousand Pesos)	% (Dept)	% (NEP)
261	Pre-primary and primary education	155,291,902.00	45.77%	5.96%
262	Secondary education	85,784,754.00	25.28%	3.29%
268	School Buildings	54,791,755.00	16.15%	2.10%
270	Pre-primary, Primary and Secondary	23,731,040.00	6.99%	0.91%
103	General services	9,455,564.00	2.79%	0.36%
269	Education n.e.c.	6,197,104.00	1.83%	0.24%
266	Subsidiary services to education	1,715,767.00	0.51%	0.07%
242	Cultural services	1,596,414.00	0.47%	0.06%
241	Recreational and sporting services	430,704.00	0.13%	0.02%
291	Conflict-affected areas	231,000.00	0.07%	0.01%
267	R&D Education	46,364.00	0.01%	0.00%
243	Broadcasting and publishing services	13,833.00	0.00%	0.00%
245	R&D Recreation and Culture	1,630.00	0.00%	0.00%
284	Family and children (Street Families)	175.00	0.00%	0.00%
	TOTAL	339,288,006.00	100.00%	13.02%

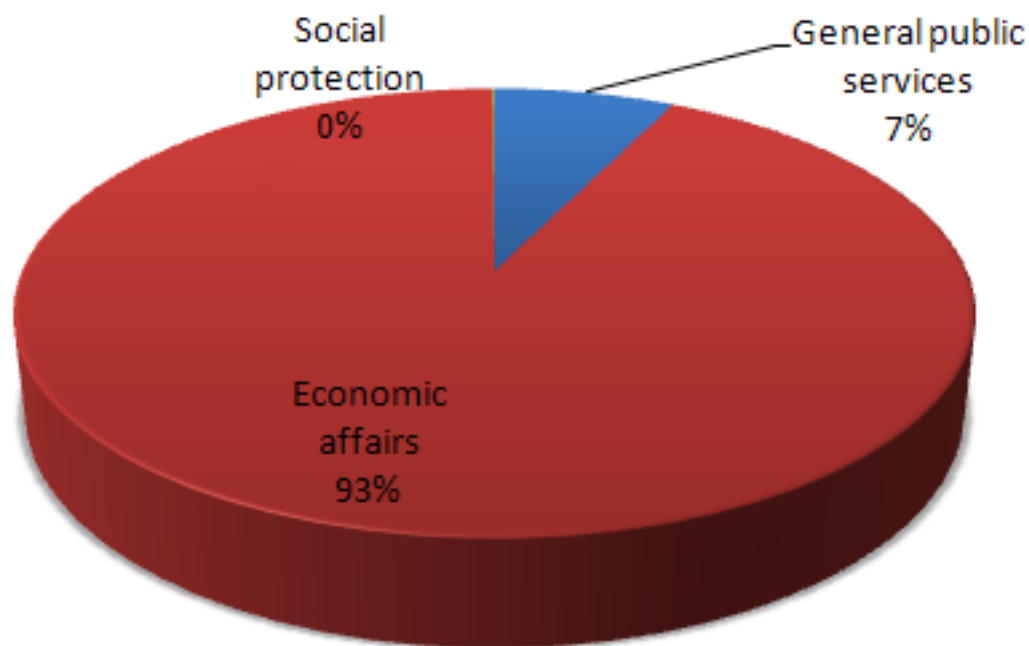
Department of Education Sub-Sector Chart



Department of Energy (DOE)

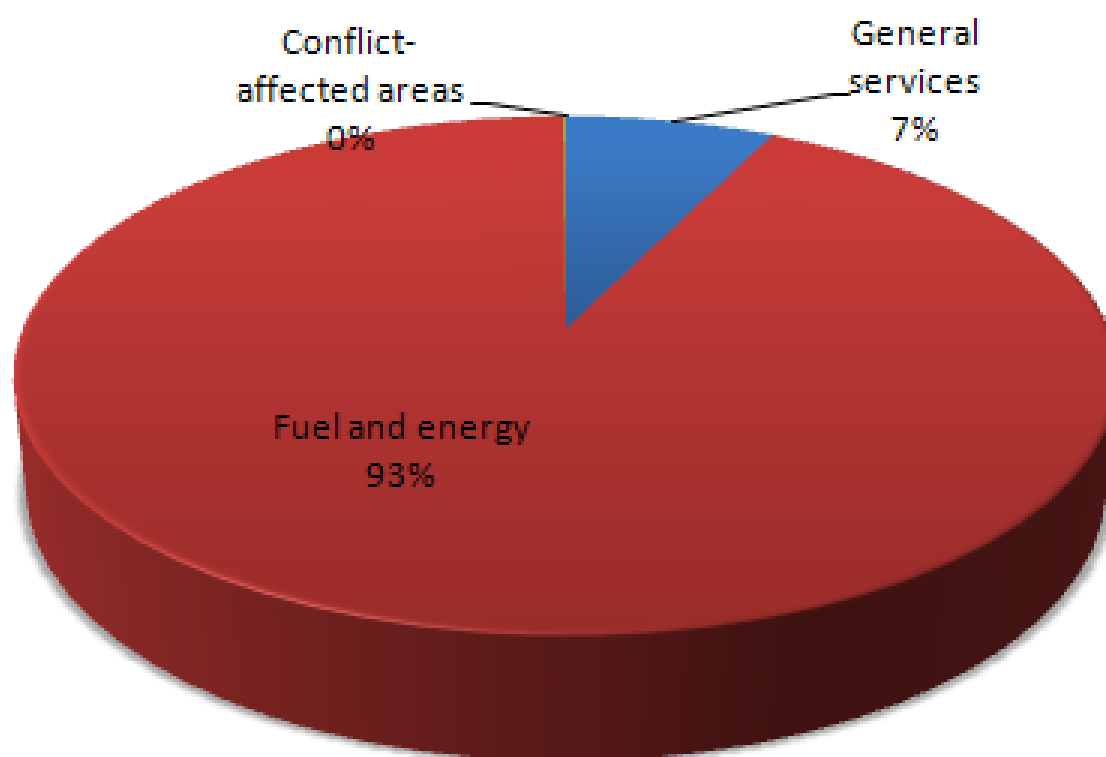
The Department of Energy (DOE) allocation of the proposed budget is mostly in the Economic Affairs Sector, with 92.64%, or 0.171% of the total National Budget. The table and chart show the details by Sector:

CODE	SECTOR	AMOUNT (In Thousand Pesos)	% (Dept)	% (NEP)
160	Economic affairs	4,134,516.00	92.64%	0.159%
100	General public services	325,096.00	7.28%	0.012%
280	Social protection	3,320.00	0.07%	0.000%
	TOTAL	4,462,932.00	100.00%	0.171%



The subsector distribution is the same as the sector distribution for the Department of Energy including the amount allocated and the percentage. The table and chart below show the distribution for the sub-sector:

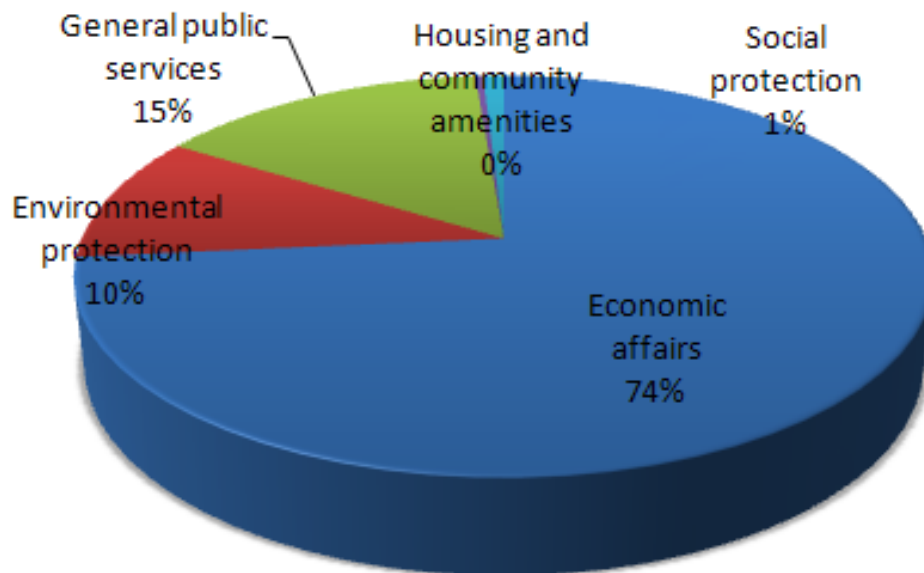
CODE	SUBSECTOR	AMOUNT (In Thousand Pesos)	% (Dept)	% (NEP)
163	Fuel and energy	4,134,516.00	92.64%	0.159%
103	General services	325,096.00	7.28%	0.012%
291	Conflict-affected areas	3,320.00	0.07%	0.000%
	TOTAL	4,462,932.00	100.00%	0.171%



Department of Environment and Natural Resources (DENR)

The Department of Environment and Natural Resources (DENR) is proposed to receive P21.274 billion, which is 0.816 of the proposed National Budget. Most of this is in the Economic Affairs Sector, which is 73.52% of the DENR proposed budget. The General Public Services (GAS) is a higher percentage than most Departments, with 14.92% of the DENR budget. The following shows the table and chart breakdown of the DENR Sectors:

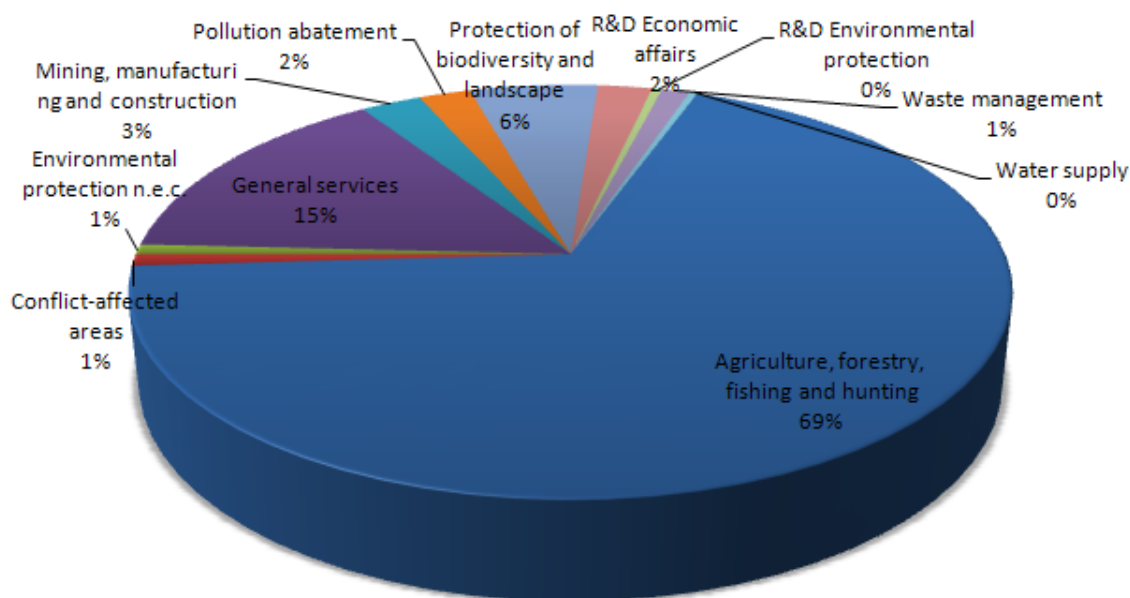
CODE	SECTOR	AMOUNT (In Thousand Pesos)	% (Dept)	% (NEP)
160	Economic affairs	15,640,732.00	73.52%	0.600%
100	General public services	3,174,951.00	14.92%	0.122%
180	Environmental protection	2,184,535.00	10.27%	0.084%
280	Social protection	200,000.00	0.94%	0.008%
200	Housing and community amenities	74,228.00	0.35%	0.003%
	TOTAL	21,274,446.00	100.00%	0.816%



The sub-sector distribution of the proposed DENR is primarily in the Agriculture, forestry, fishing and hunting sub-sector with 68.51% of their budget. The following is the table and chart for sub-sector:

CODE	SUBSECTOR	AMOUNT (In Thousand Pesos)	% (Dept)	% (NEP)
162	Agriculture, forestry, fishing and hunting	14,575,842.00	68.51%	0.559%
103	General services	3,174,951.00	14.92%	0.122%
184	Protection of biodiversity and landscape	1,188,981.00	5.59%	0.046%
164	Mining, manufacturing and construction	560,902.00	2.64%	0.022%
168	R&D Economic affairs	503,988.00	2.37%	0.019%
183	Pollution abatement	481,843.00	2.26%	0.018%
181	Waste management	257,760.00	1.21%	0.010%
291	Conflict-affected areas	200,000.00	0.94%	0.008%
186	Environmental protection n.e.c.	161,671.00	0.76%	0.006%
185	R&D Environmental protection	94,280.00	0.44%	0.004%
203	Water supply	74,228.00	0.35%	0.003%
	TOTAL	21,274,446.00	100.00%	0.816%

Note: n.e.c. is Not Elsewhere Classified



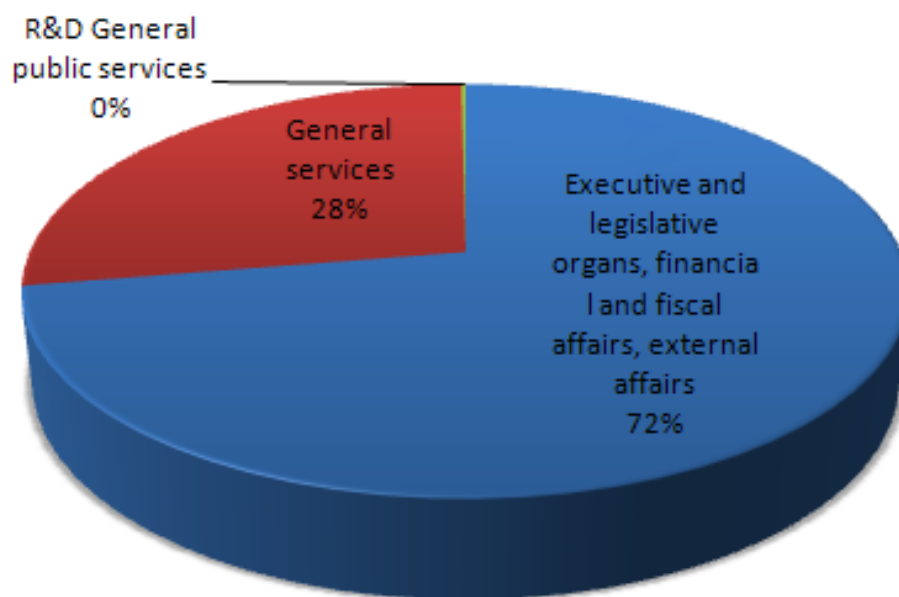
Department of Finance (DOF)

The Department of Finance proposed budget is entirely in the General Public Services Sector as shown below:

CODE	SECTOR	AMOUNT (In Thousand Pesos)	% (Dept)	% (NEP)
100	General public services	14,346,441.00	100.00%	0.551%

However, the sub-sector allocation for the DOF proposed budget has distributed their budget into three (3) subsectors of General Public Services as shown below:

CODE	SUBSECTOR	AMOUNT (In Thousand Pesos)	% (Dept)	% (NEP)
101	Executive and legislative organs, financial and fiscal affairs, external affairs	10,384,691.00	72.39%	0.398%
103	General services	3,933,222.00	27.42%	0.151%
105	R&D General public services	28,528.00	0.20%	0.001%
	TOTAL	14,346,441.00	100.00%	0.551%



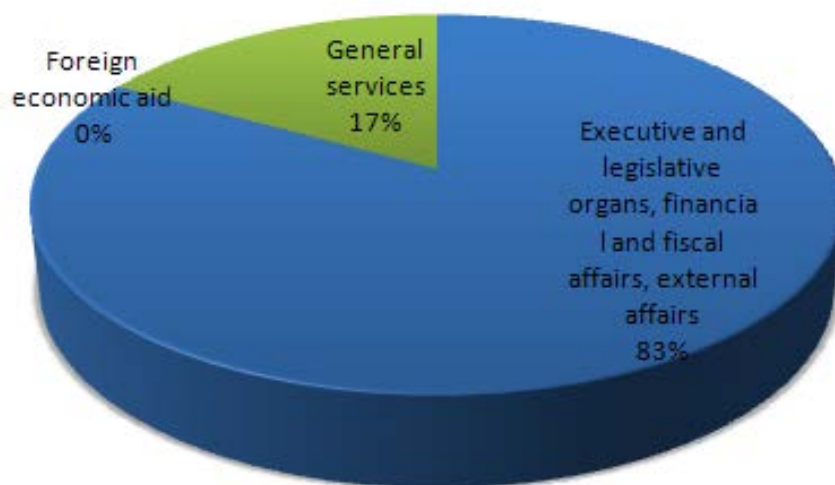
Department of Foreign Affairs (DFA)

The Department of Foreign Affairs (DFA) proposed budget is also entirely in the General Public Services Sector as shown below:

CODE	SECTOR	AMOUNT (In Thousand Pesos)	% (Dept)	% (NEP)
100	General public services	12,969,177.00	100.00%	0.498%

The sub-sector distribution is among three (3) subsectors of the General Public Services as shown below:

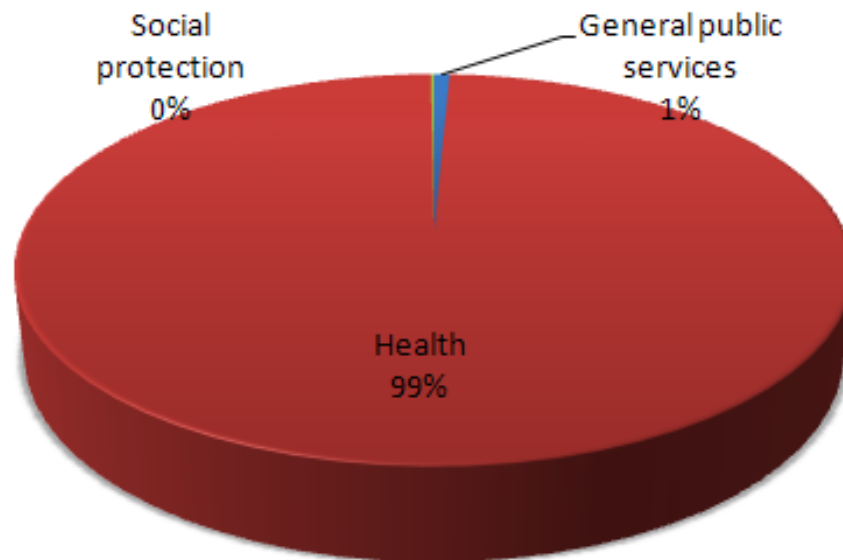
CODE	SUBSECTOR	AMOUNT (In Thousand Pesos)	% (Dept)	% (NEP)
101	Executive and legislative organs, financial and fiscal affairs, external affairs	10,781,912.00	83.13%	0.414%
103	General services	2,183,990.00	16.84%	0.084%
102	Foreign economic aid	3,275.00	0.03%	0.000%
	TOTAL	12,969,177.00	100.00%	0.498%



Department of Health (DOH)

The Department of Health (DOH) proposed budget is almost entirely in Health Sector, with 99.13% of the DOH proposed budget, or 3.378% of the proposed National Budget. The following table and chart shows the DOH Sector distribution:

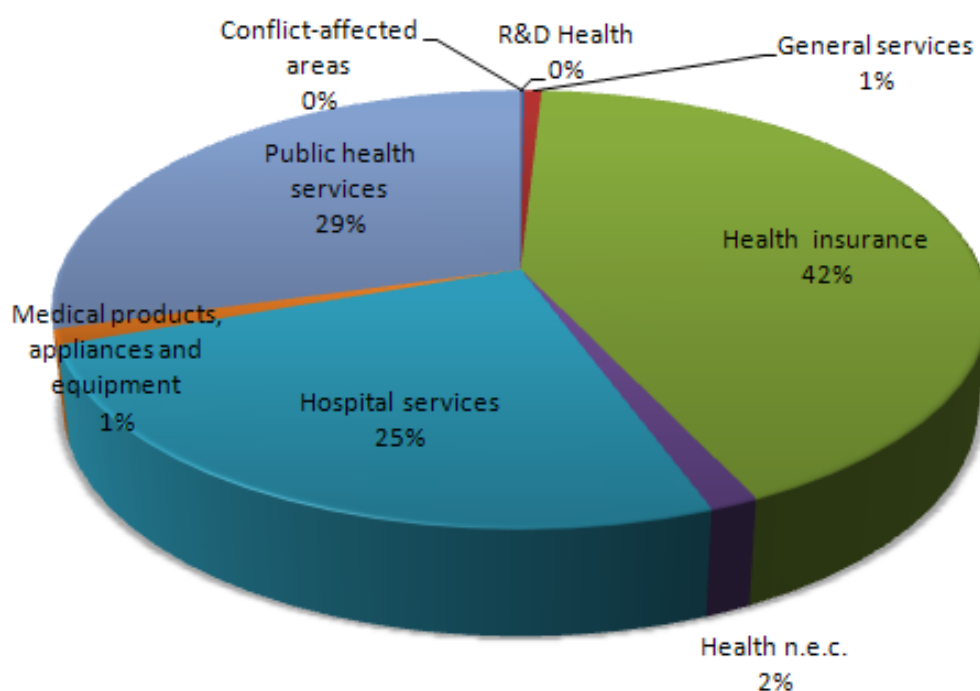
CODE	SECTOR	AMOUNT (In Thousand Pesos)	% (Dept)	% (NEP)
220	Health	87,258,152.00	99.13%	3.348%
100	General public services	633,675.00	0.72%	0.024%
280	Social protection	129,035.00	0.15%	0.005%
	TOTAL	88,020,862.00	100.00%	3.378%



There are three (3) sub-sectors for the great majority of the proposed DOH budget, which are Health Insurance, Public Health Services, and Hospital Services. The following table and chart shows the sub-sector distribution:

CODE	SUBSECTOR	AMOUNT (In Thousand Pesos)	% (Dept)	% (NEP)
226	Health insurance	37,060,440.00	42.10%	1.422%
224	Public health services	25,772,455.00	29.28%	0.989%
223	Hospital services	22,118,005.00	25.13%	0.849%
227	Health n.e.c.	1,264,809.00	1.44%	0.049%
221	Medical products, appliances and equipment	997,054.00	1.13%	0.038%
103	General services	633,675.00	0.72%	0.024%
291	Conflict-affected areas	129,035.00	0.15%	0.005%
225	R&D Health	45,389.00	0.05%	0.002%
	TOTAL	88,020,862.00	100.00%	3.378%

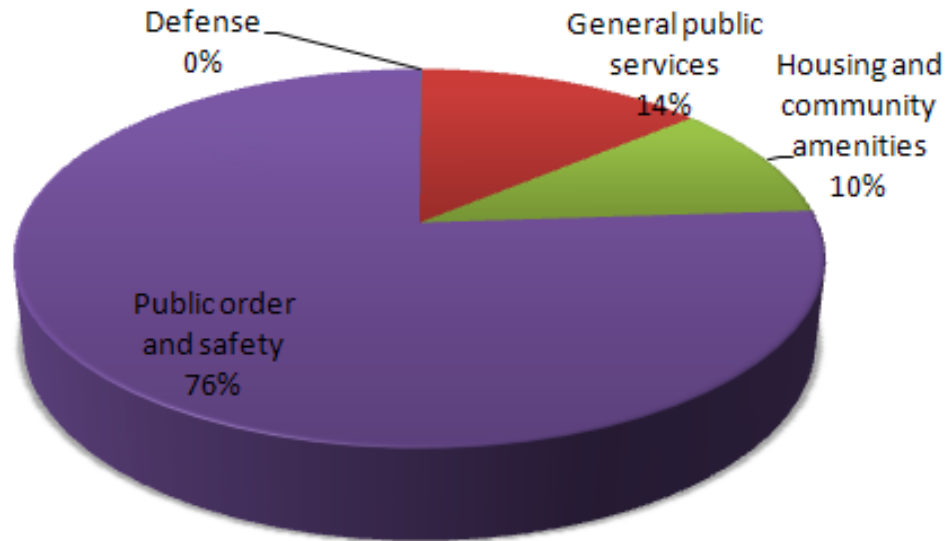
Note: n.e.c. is Not Elsewhere Classified



Department of Justice (DOJ)

The Department of Justice (DOJ) proposed budget for FY 2015 is mostly in the Public Order and Safety Sector, with 76% of the Departments budget, followed by General Public Services, with 13.8%, and then Housing and Community Amenities (Land Registration) with 10.05%. The following is the table and chart of the DOJ breakdown by Sector:

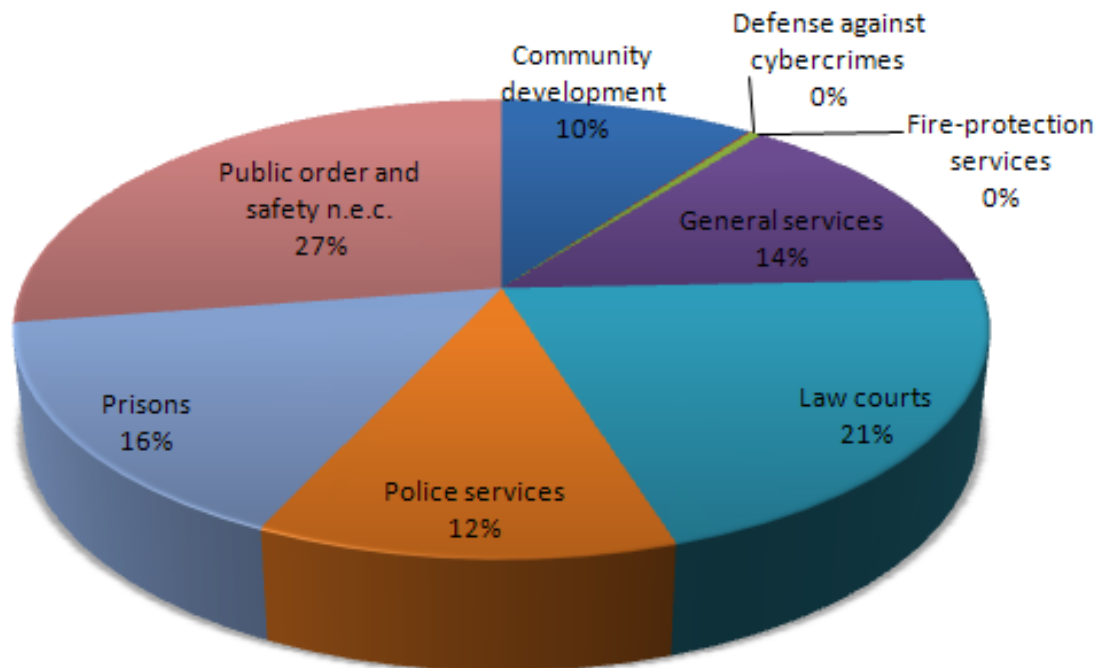
CODE	SECTOR	AMOUNT (In Thousand Pesos)	% (Dept)	% (NEP)
140	Public order and safety	8,981,610.00	76.00%	0.34%
100	General public services	1,630,882.00	13.80%	0.06%
200	Housing and community amenities	1,188,265.00	10.05%	0.05%
120	Defense	17,437.00	0.15%	0.00%
	TOTAL	11,818,194.00	100.00%	0.45%



The sub-sectors distribution for the DOJ is split between many sub-sectors. The largest being the Public Order and Safety Not Elsewhere Classified (n.e.c.) with 27.32% of the DOJ proposed budget. Followed by Prisons (Bureau of Corrections) with 15.69%, General Services with 13.80%, and then Police Services with 11.81%. The following is a detailed table and chart of the DOJ sub-sector distribution:

CODE	SUBSECTOR	AMOUNT (In Thousand Pesos)	% (Dept)	% (NEP)
146	Public order and safety n.e.c.	3,228,493.00	27.32%	0.12%
143	Law courts	2,450,667.00	20.74%	0.09%
144	Prisons	1,853,898.00	15.69%	0.07%
103	General services	1,630,882.00	13.80%	0.06%
141	Police services	1,395,228.00	11.81%	0.05%
202	Community development	1,188,265.00	10.05%	0.05%
142	Fire-protection services	53,324.00	0.45%	0.00%
126	Defense against cybercrimes	17,437.00	0.15%	0.00%
	TOTAL	11,818,194.00	100.00%	0.45%

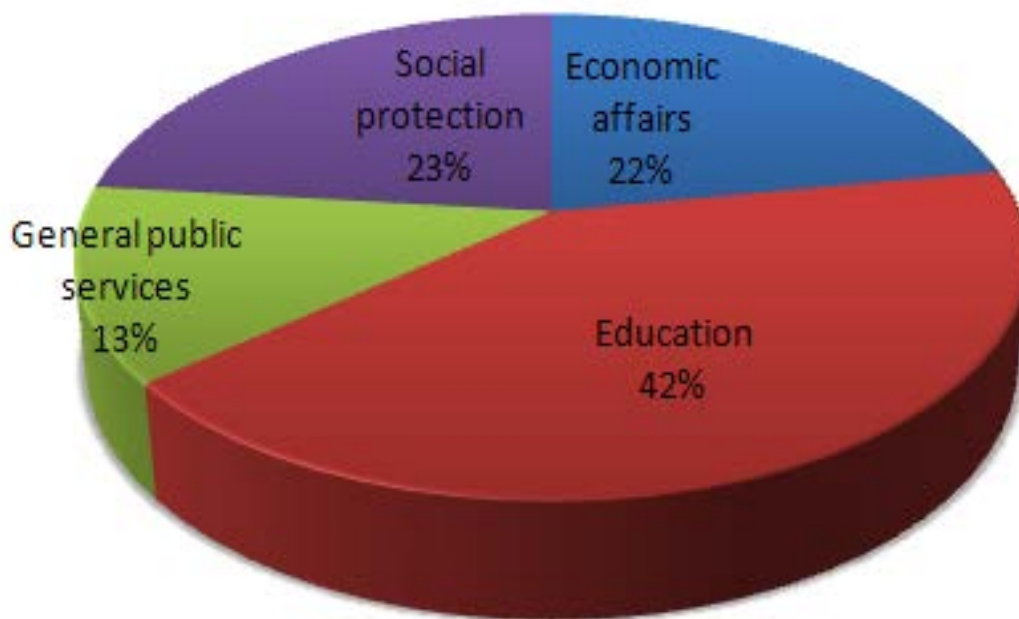
Note: n.e.c. is Not Elsewhere Classified



Department of Labor and Employment (DOLE)

The proposed budget for the Department of Labor and Employment (DOLE) is in four (4) Sectors, with Education (TESDA) with the largest share with 41.63%, followed by Social Protection (unemployment services) with 23.30% and Economic Affairs with 22.19% of the DOLE proposed budget. The following table and chart shows the Sector breakdown for DOLE:

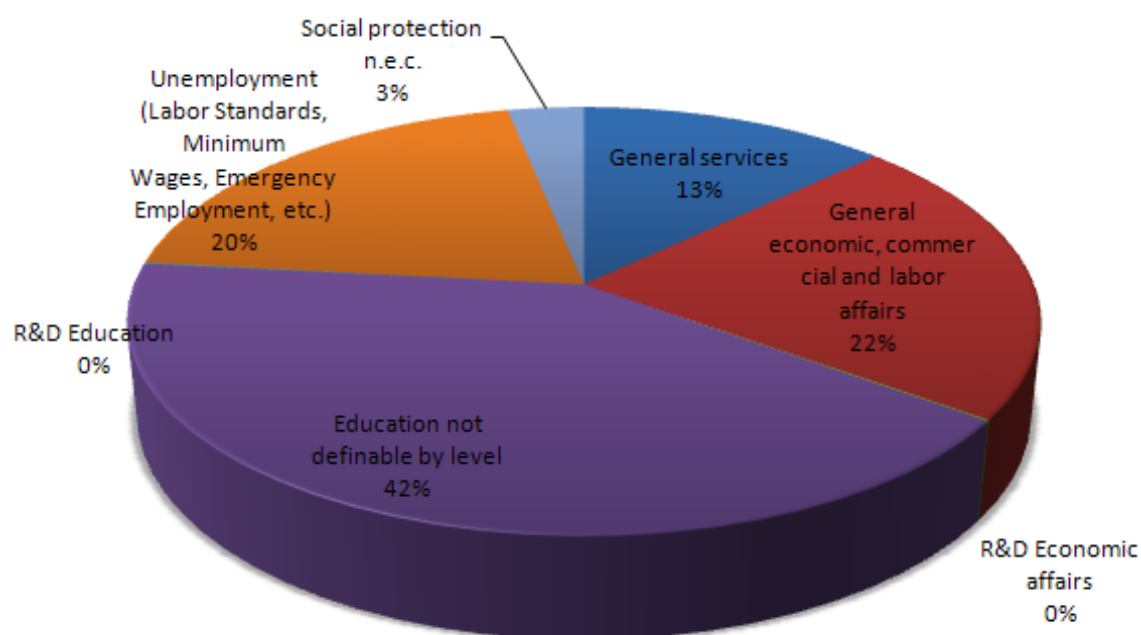
CODE	SECTOR	AMOUNT (In Thousand Pesos)	% (Dept)	% (NEP)
260	Education	5,034,227.00	41.63%	0.19%
280	Social protection	2,817,983.00	23.30%	0.11%
160	Economic affairs	2,683,490.00	22.19%	0.10%
100	General public services	1,558,061.00	12.88%	0.06%
	TOTAL	12,093,761.00	100.00%	0.464%



The sub-sector distribution shows the details of the DOLE proposed budget, with the largest being Education Not Definable by Level (TESDA) with 41.54%. The table and chart below shows the detailed breakdown by sub-sector for DOLE:

CODE	SUBSECTOR	AMOUNT (In Thousand Pesos)	% (Dept)	% (NEP)
265	Education not definable by level	5,024,122.00	41.54%	0.19%
161	General economic, commercial and labor affairs	2,671,114.00	22.09%	0.10%
285	Unemployment (Labor Standards, Minimum Wages, Emergency Employment, etc.)	2,432,781.00	20.12%	0.09%
103	General services	1,558,061.00	12.88%	0.06%
292	Social protection n.e.c.	385,202.00	3.19%	0.01%
168	R&D Economic affairs	12,376.00	0.10%	0.00%
267	R&D Education	10,105.00	0.08%	0.00%
	TOTAL	12,093,761.00	100.00%	0.46%

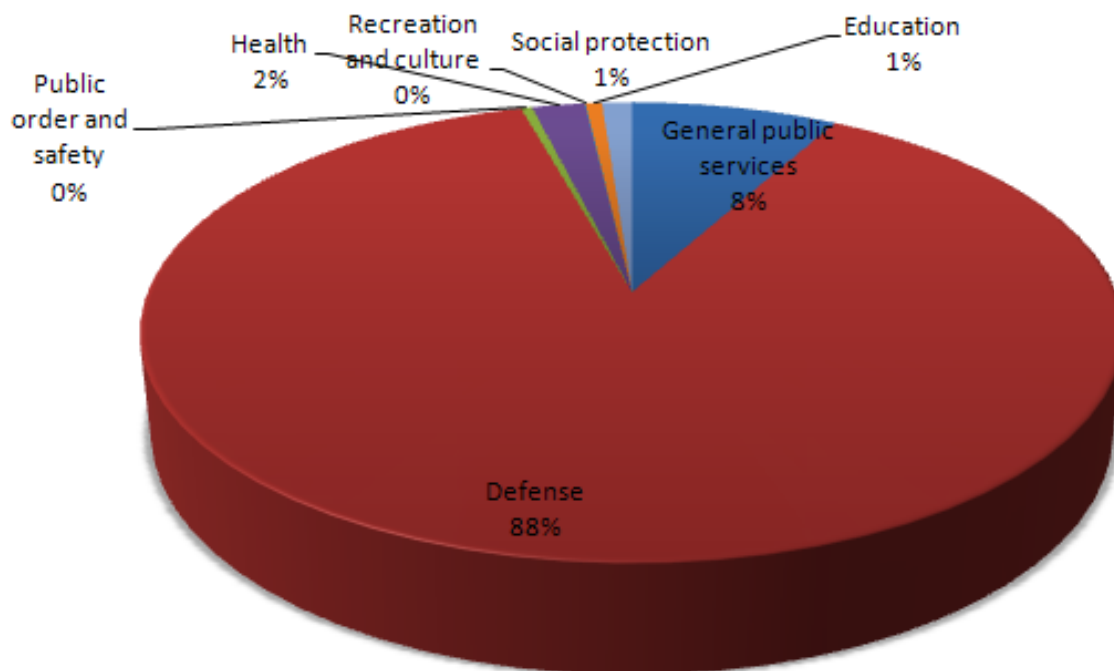
Note: n.e.c. is Not Elsewhere Classified



Department of National Defense (DND)

The proposed budget for the Department of National Defense (DND) is primarily in the Defense Sector as would be expected with 87.65% of the DND budget, which is 3.351% of the overall National Budget. The General Public Services Sectors (GAS) is 8.03% of the DND budget, along with other Sectors for the various other services provided by DND. The table and chart below shows the detailed breakdown for DND by Sector:

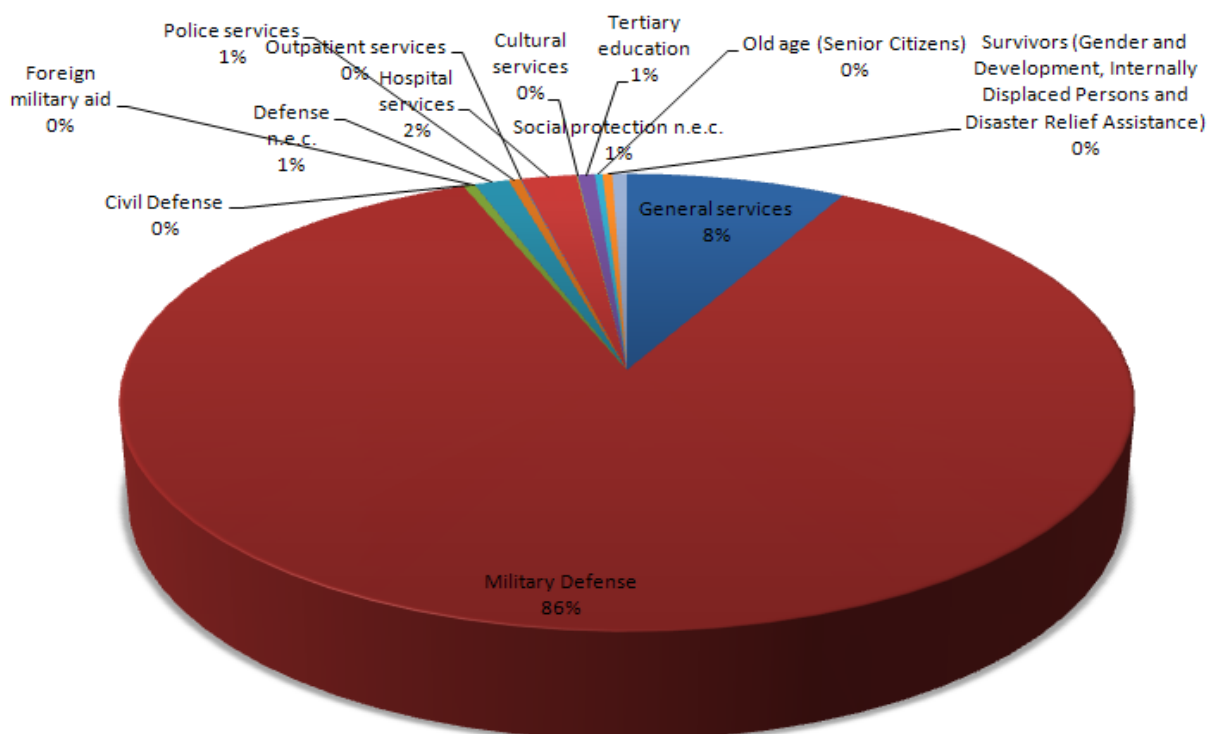
CODE	SECTOR	AMOUNT (In Thousand Pesos)	% (Dept)	% (NEP)
120	Defense	87,333,569.00	87.65%	3.351%
100	General public services	8,001,512.00	8.03%	0.307%
220	Health	2,051,837.00	2.06%	0.079%
280	Social protection	1,160,889.00	1.17%	0.045%
260	Education	629,521.00	0.63%	0.024%
140	Public order and safety	426,583.00	0.43%	0.016%
240	Recreation and culture	35,425.00	0.04%	0.001%
	TOTAL	99,639,336.00	100.00%	3.823%



The DND distribution by sub-sector of the proposed budget shows Military Defense with majority having 85.96% of the DND budget along with the various other services they provide. The table and chart below shows the detailed breakdown of the DND budget by sub-sector:

CODE	SUBSECTOR	AMOUNT (In Thousand Pesos)	% (Dept)	% (NEP)
121	Military Defense	85,646,864.00	85.96%	3.29%
103	General services	8,001,512.00	8.03%	0.31%
223	Hospital services	2,012,101.00	2.02%	0.08%
127	Defense n.e.c.	1,259,695.00	1.26%	0.05%
264	Tertiary education	629,521.00	0.63%	0.02%
292	Social protection n.e.c.	530,000.00	0.53%	0.02%
141	Police services	426,583.00	0.43%	0.02%
122	Civil Defense	418,751.00	0.42%	0.02%
283	Survivors (Gender and Development, Internally Displaced Persons and Disaster Relief Assistance)	352,500.00	0.35%	0.01%
282	Old age (Senior Citizens)	278,389.00	0.28%	0.01%
222	Outpatient services	39,736.00	0.04%	0.00%
242	Cultural services	35,425.00	0.04%	0.00%
123	Foreign military aid	8,259.00	0.01%	0.00%
	TOTAL	99,639,336.00	100.00%	3.82%

Note: n.e.c. is Not Elsewhere Classified

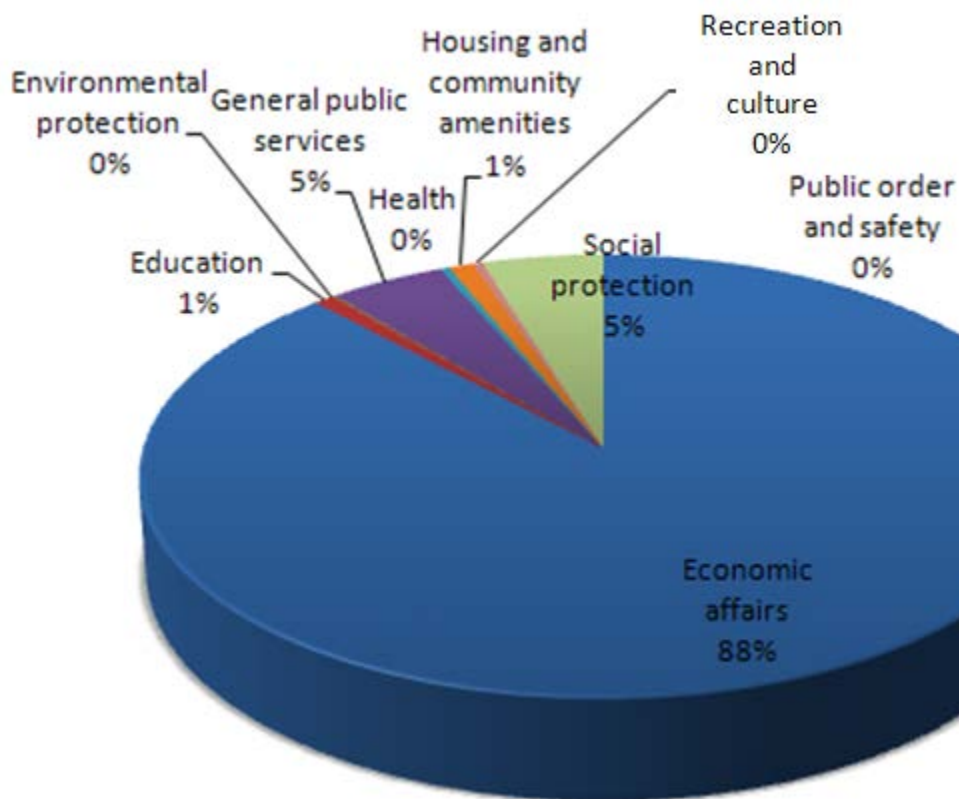


Department of Public Works and Highways (DPWH)

The Department of Public Works and Highways (DPWH) proposed budget for FY 2015 is the second largest budget with P300.519 billion or 11.532% of the National Budget. The Economic Affairs Sector has the largest share with 88.03% of the DPWH proposed budget. The DPWH is allocated various other sectors in their budget for the other types of projects it performs. The following table and chart is the detailed breakdown by Sector of the DPWH Budget:

CODE	SECTOR	AMOUNT (In Thousand Pesos)	% (Dept)	% (NEP)
160	Economic affairs	264,546,997.00	88.03%	10.151%
280	Social protection	14,372,533.00	4.78%	0.552%
100	General public services	13,798,941.00	4.59%	0.530%
200	Housing and community amenities	2,990,068.00	0.99%	0.115%
260	Education	2,489,273.00	0.83%	0.096%
220	Health	1,059,400.00	0.35%	0.041%
240	Recreation and culture	977,408.00	0.33%	0.038%
180	Environmental protection	218,000.00	0.07%	0.008%
140	Public order and safety	66,500.00	0.02%	0.003%
	TOTAL	300,519,120.00	100.00%	11.532%

Note: n.e.c. is Not Elsewhere Classified

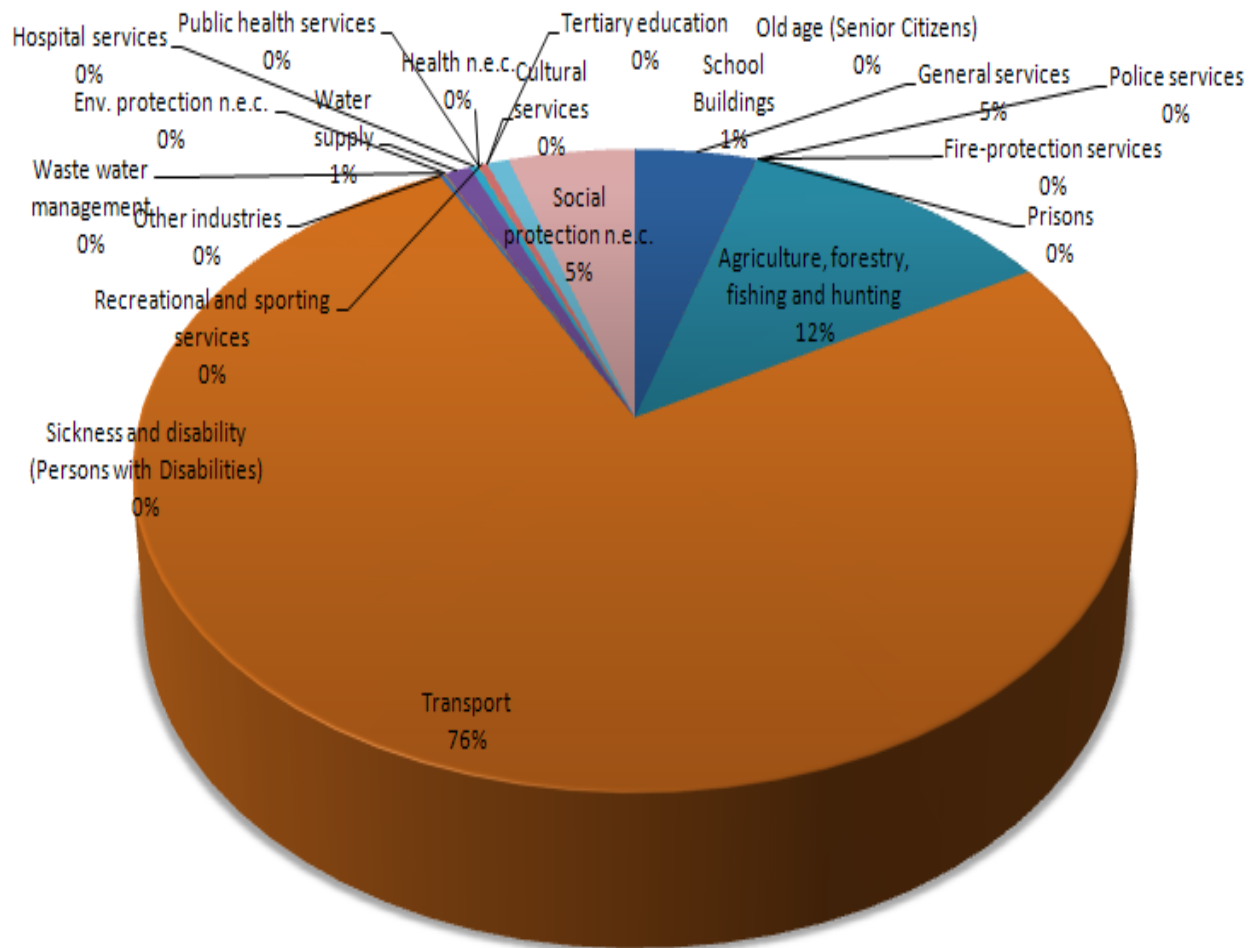


The DPWH sub-sector distribution shows the Transport Sub-Sector is 75.93% of the DPWH budget, which is 8.76% of the proposed National Budget. The next largest is the Agriculture sub-sector for rural flood control projects, with 11.59% of the DPWH budget. The table and chart below show the detailed sub-sector breakdown for DPWH:

CODE	SUBSECTOR	AMOUNT (In Thousand Pesos)	% (Dept)	% (NEP)
165	Transport	228,191,485.00	75.93%	8.76%
162	Agriculture, forestry, fishing and hunting	35,903,312.00	11.95%	1.38%
292	Social protection n.e.c.	14,341,333.00	4.77%	0.55%
103	General services	13,798,941.00	4.59%	0.53%
203	Water supply	2,990,068.00	0.99%	0.11%
268	School Buildings	2,487,273.00	0.83%	0.10%
241	Recreational and sporting services	965,408.00	0.32%	0.04%
223	Hospital services	957,400.00	0.32%	0.04%
167	Other industries	452,200.00	0.15%	0.02%
182	Waste water management	118,000.00	0.04%	0.00%
186	Environmental protection n.e.c.	100,000.00	0.03%	0.00%
224	Public health services	79,700.00	0.03%	0.00%
144	Prisons	50,000.00	0.02%	0.00%
227	Health n.e.c.	22,300.00	0.01%	0.00%
282	Old age (Senior Citizens)	16,200.00	0.01%	0.00%
281	Sickness and disability (Persons with Disabilities)	15,000.00	0.00%	0.00%
242	Cultural services	12,000.00	0.00%	0.00%
141	Police services	9,000.00	0.00%	0.00%
142	Fire-protection services	7,500.00	0.00%	0.00%
264	Tertiary education	2,000.00	0.00%	0.00%
	TOTAL	300,519,120.00	100.00%	11.53%

Note: n.e.c. is Not Elsewhere Classified

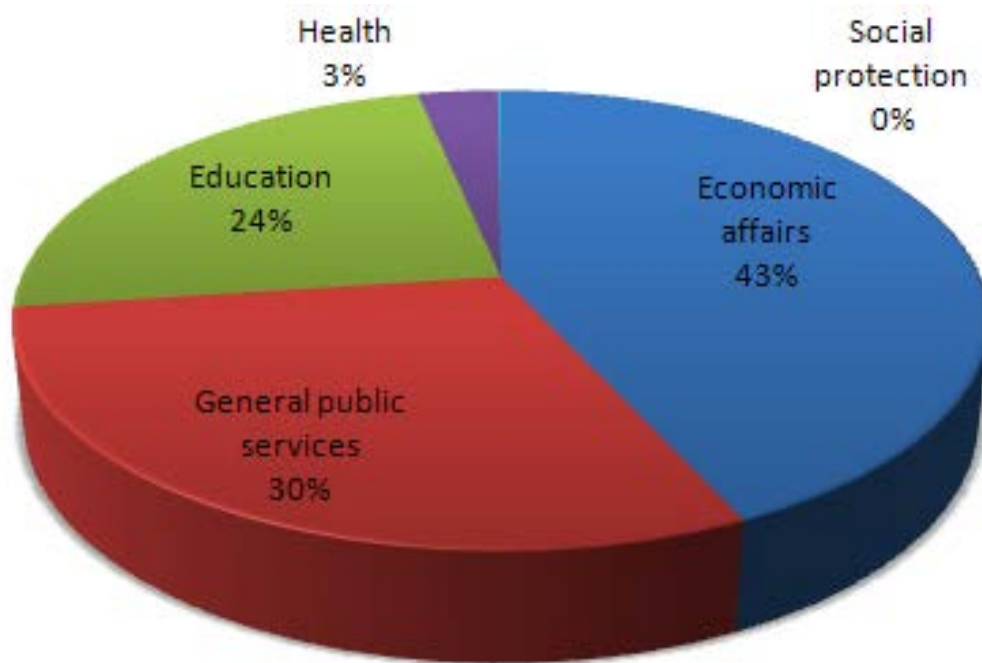
Department of Public Works and Highways (DPWH) Sub-Sector Chart



Department of Science and Technology (DOST)

The Department of Science and Technology (DOST) proposed budget is primarily in three (3) Sectors, Economic Affairs with 43.19% of the Departments proposed budget, General Public Services with 29.70%, and Education with 23.81%. The DOST proposed budget is 0.743% of the National Budget. The following table and chart shows the breakdown of the DOST budget:

CODE	SECTOR	AMOUNT (In Thousand Pesos)	% (Dept)	% (NEP)
160	Economic affairs	8,357,640.00	43.19%	0.32%
100	General public services	5,748,346.00	29.70%	0.22%
260	Education	4,607,113.00	23.81%	0.18%
220	Health	613,621.00	3.17%	0.02%
280	Social protection	25,196.00	0.13%	0.00%
	TOTAL	19,351,916.00	100.00%	0.743%

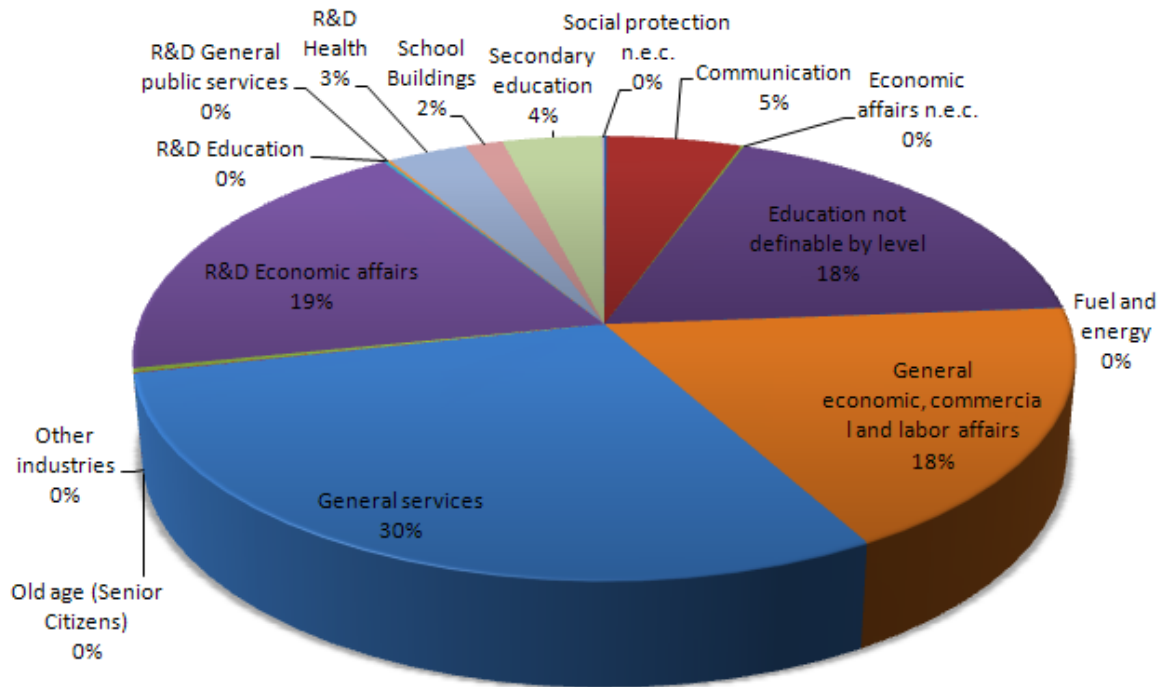


The sub-sector proposed budget distribution for DOST shows General Services receiving 29.58% of the DOST budget, followed by R&D for Economic Affairs, Education Not Definable by Level, and General Economic, Commercial and Labor Affairs comprising of almost 85% of the DOST proposed budget. The table and chart below show the detailed breakdown by sub-sector for DOST:

CODE	SUBSECTOR	AMOUNT (In Thousand Pesos)	% (Dept)	% (NEP)
103	General services	5,723,361.00	29.58%	0.22%
168	R&D Economic affairs	3,704,025.00	19.14%	0.14%
265	Education not definable by level	3,520,588.00	18.19%	0.14%
161	General economic, commercial and labor affairs	3,494,727.00	18.06%	0.13%
166	Communication	1,039,952.00	5.37%	0.04%
262	Secondary education	755,162.00	3.90%	0.03%
225	R&D Health	613,621.00	3.17%	0.02%
268	School Buildings	302,512.00	1.56%	0.01%
167	Other industries	74,150.00	0.38%	0.00%
267	R&D Education	28,851.00	0.15%	0.00%
105	R&D General public services	24,985.00	0.13%	0.00%
169	Economic affairs n.e.c.	20,488.00	0.11%	0.00%
162	Agriculture, forestry, fishing and hunting	19,798.00	0.10%	0.00%
292	Social protection n.e.c.	16,950.00	0.09%	0.00%
282	Old age (Senior Citizens)	8,246.00	0.04%	0.00%
163	Fuel and energy	4,500.00	0.02%	0.00%
	TOTAL	19,351,916.00	100.00%	0.743%

Note: n.e.c. is Not Elsewhere Classified

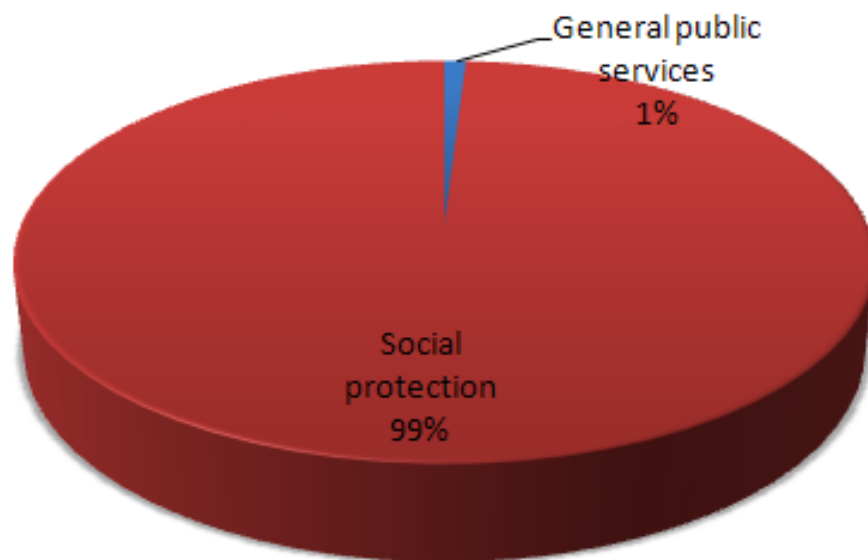
Department of Science and Technology (DOST) Sub-Sector Chart



Department of Social Welfare and Development (DSWD)

The Department of Social Welfare and Development (DSWD) proposed budget is almost entirely in the Social Protection Sector, with 99.04% of the Departments budget, which is 4.141% of the proposed National Budget. The table below shows the detailed breakdown of the DSWD proposed budget by Sector:

CODE	SECTOR	AMOUNT (In Thousand Pesos)	% (Dept)	% (NEP)
280	Social protection	107,918,446.00	99.04%	4.141%
100	General public services	1,051,249.00	0.96%	0.040%
	TOTAL	108,969,695.00	100.00%	4.181%

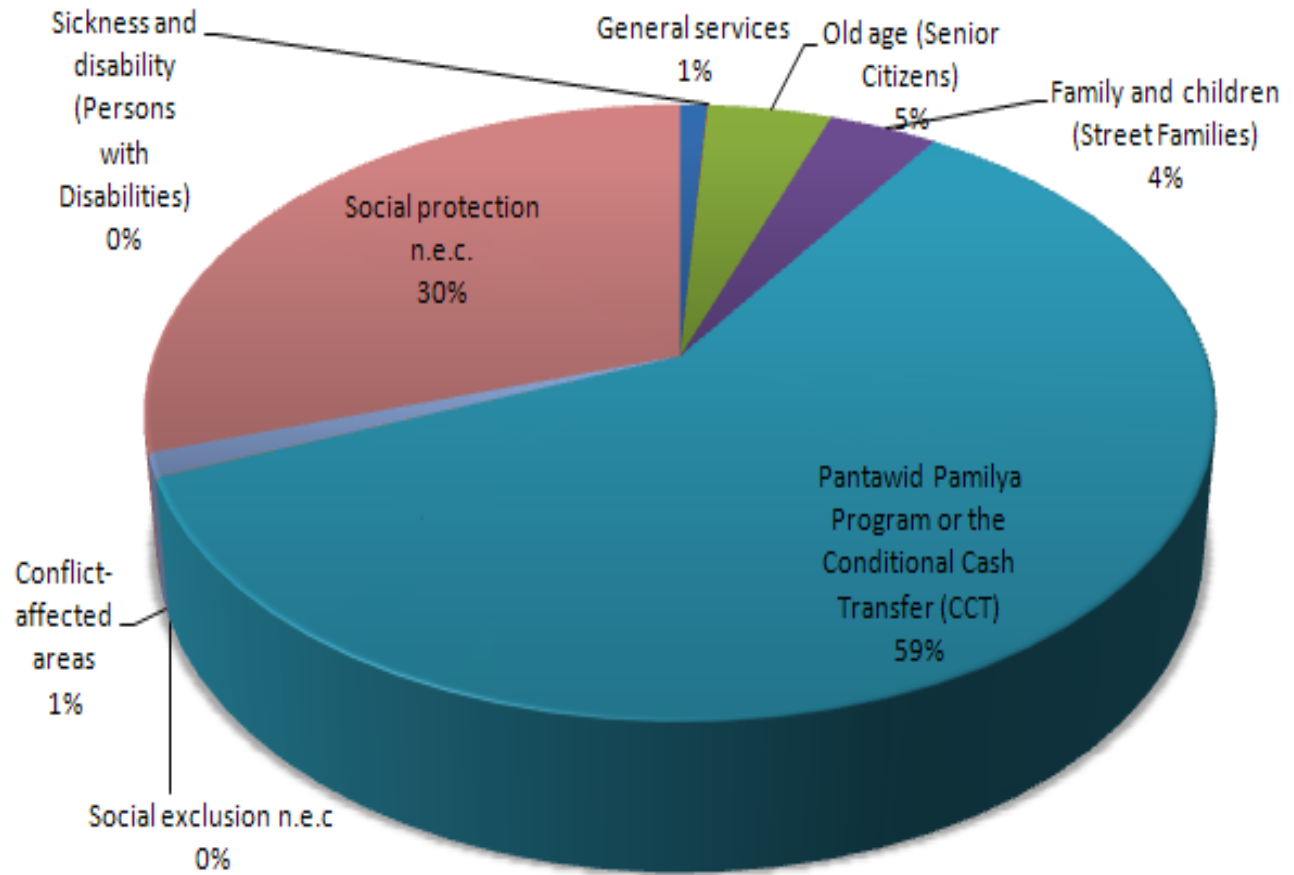


The majority of the DSWD proposed budget is in the Pantawid Pamilya Program or the Conditional Cash Transfer (CCT) sub-sector with 59.41% of the DSWD proposed budget, or 2.48% of the National Budget. The other major sub-sector is Social Protection Not Elsewhere Classified (n.e.c.) with 29.96% of the DSWD proposed budget. The following table and chart shows the detailed breakdown by sib-sector for DSWD:

CODE	SECTOR	AMOUNT (In Thousand Pesos)	% (Dept)	% (NEP)
287	Pantawid Pamilya Program or the Conditional Cash Transfer (CCT)	64,737,890.00	59.41%	2.48%
292	Social protection n.e.c.	32,643,894.00	29.96%	1.25%
282	Old age (Senior Citizens)	4,884,806.00	4.48%	0.19%
284	Family and children (Street Families)	4,259,678.00	3.91%	0.16%
291	Conflict-affected areas	1,343,033.00	1.23%	0.05%
103	General services	1,051,249.00	0.96%	0.04%
281	Sickness and disability (Persons with Disabilities)	25,510.00	0.02%	0.00%
288	Social exclusion n.e.c	23,635.00	0.02%	0.00%
	TOTAL	108,969,695.00	100.00%	4.181%

Note: n.e.c. is Not Elsewhere Classified

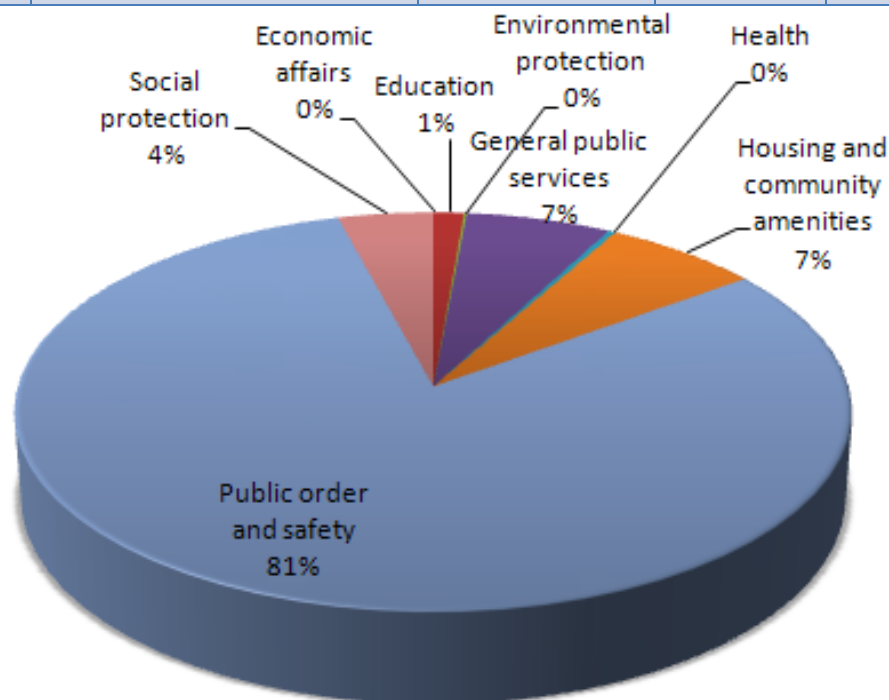
Department of Social Welfare and Development Sub-Sector Chart



Department of the Interior and Local Government (DILG)

The Department of Interior and Local Government (DILG) proposed budget is primarily in the Public Order and Safety Sector (PNP, Bureau of Fire Protection, and Prisons), with 80.90%, or 3.282% of the National Budget. The table bellows shows the detailed breakdown of the DILG proposed budget by Sector:

CODE	SECTOR	AMOUNT (In Thousand Pesos)	% (Dept)	% (NEP)
140	Public order and safety	85,537,329.00	80.90%	3.282%
200	Housing and community amenities	7,237,864.00	6.85%	0.278%
100	General public services	6,703,546.00	6.34%	0.257%
280	Social protection	4,388,349.00	4.15%	0.168%
260	Education	1,406,138.00	1.33%	0.054%
220	Health	326,418.00	0.31%	0.013%
180	Environmental protection	126,000.00	0.12%	0.005%
160	Economic affairs	9,105.00	0.01%	0.000%
	TOTAL	105,734,749.00	100.00%	4.057%

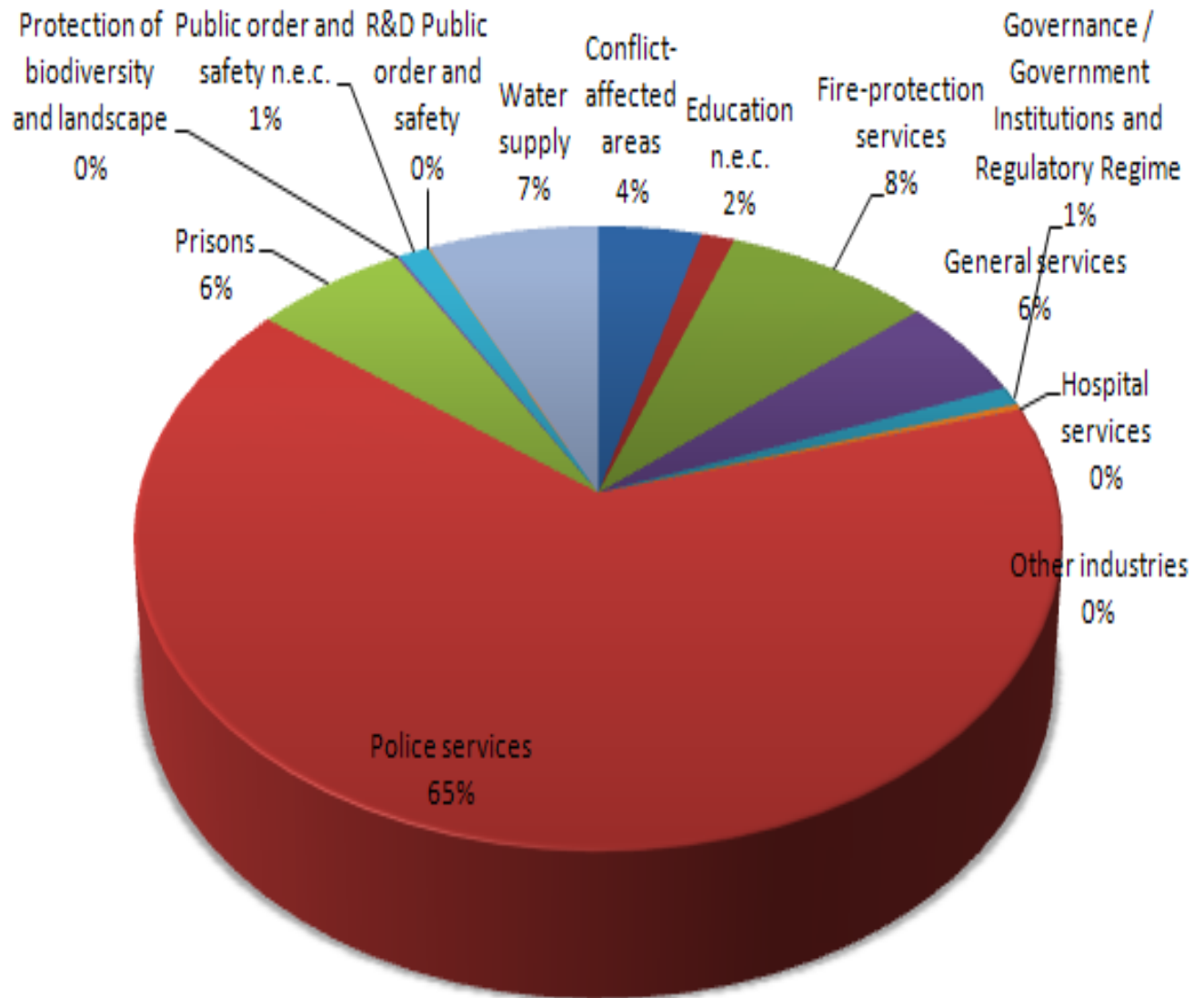


The largest subsector allocation for the DILG proposed budget is with Police Services (PNP) with 65.21% of the DILG budget, or 2.646% of the National Budget, followed by Fire-Protection Services, Water Supply, and General Services. The table and chart below shows the detailed breakdown by sub-sector of the DILG proposed budget:

CODE	SUBSECTOR	AMOUNT (In Thousand Pesos)	% (Dept)	% (NEP)
141	Police services	68,952,296.00	65.21%	2.646%
142	Fire-protection services	8,742,830.00	8.27%	0.335%
203	Water supply	7,237,864.00	6.85%	0.278%
144	Prisons	6,478,510.00	6.13%	0.249%
103	General services	5,665,588.00	5.36%	0.217%
291	Conflict-affected areas	4,388,349.00	4.15%	0.168%
269	Education n.e.c.	1,406,138.00	1.33%	0.054%
146	Public order and safety n.e.c.	1,295,874.00	1.23%	0.050%
109	Governance / Government Institutions and Regulatory Regime	1,037,958.00	0.98%	0.040%
223	Hospital services	326,418.00	0.31%	0.013%
184	Protection of biodiversity and landscape	126,000.00	0.12%	0.005%
145	R&D Public order and safety	67,819.00	0.06%	0.003%
167	Other industries	9,105.00	0.01%	0.000%
	TOTAL	105,734,749.00	100.00%	4.057%

Note: n.e.c. is Not Elsewhere Classified

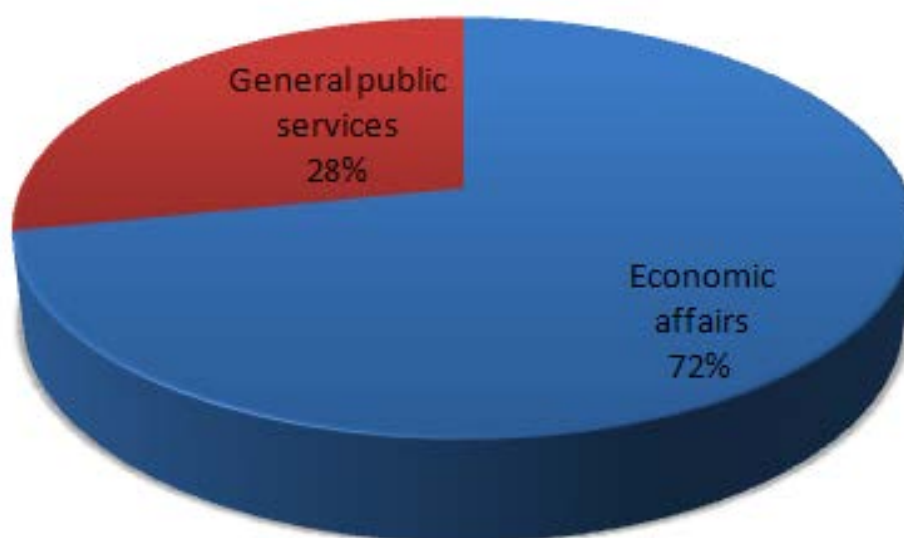
Department of Interior and Local Government Sub-Sector Chart



Department of Tourism (DOT)

The proposed budget for the Department of Tourism (DOT) is primarily in the Economic Affairs Sector with 71.77% of the DOT budget and 28.23% in General Public Services as shown below in the table and chart below:

CODE	SECTOR	AMOUNT (In Thousand Pesos)	% (Dept)	% (NEP)
160	Economic affairs	1,565,888.00	71.77%	0.060%
100	General public services	616,036.00	28.23%	0.024%
	TOTAL	2,181,924.00	100.00%	0.084%



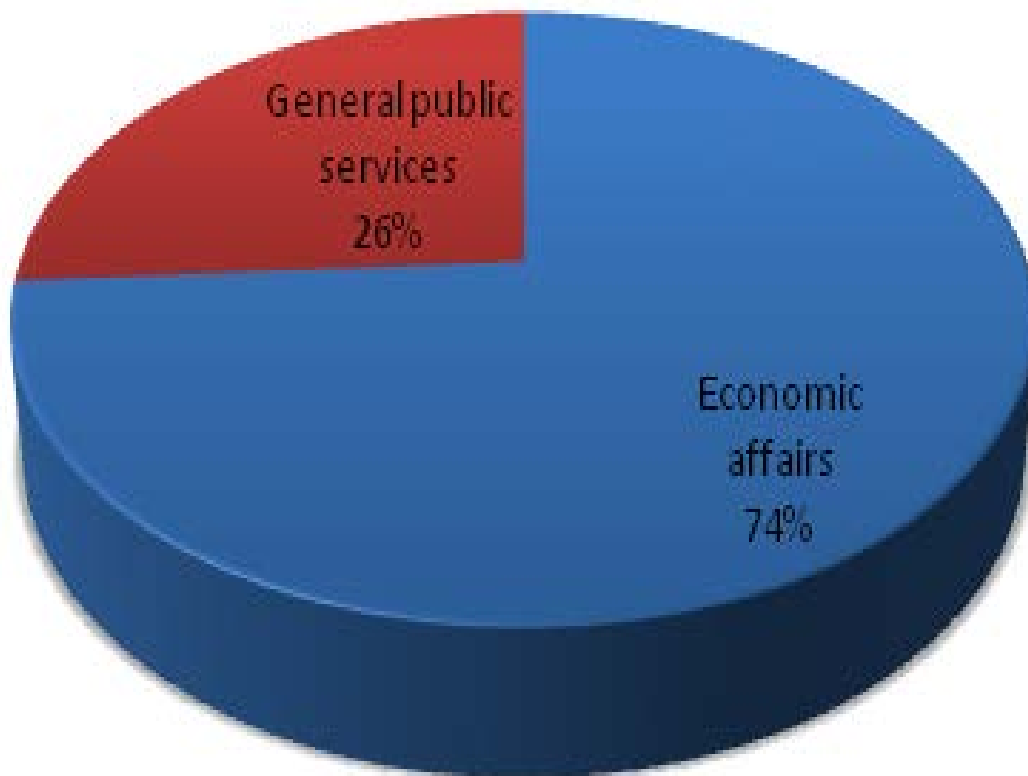
The breakdown by sub-sector of the DOT proposed budget is the same as that by Sector with each Sector having only one sub-sector as shown below:

CODE	SUBSECTOR	AMOUNT (In Thousand Pesos)	% (Dept)	% (NEP)
167	Other industries	1,565,888.00	71.77%	0.060%
103	General services	616,036.00	28.23%	0.024%
	TOTAL	2,181,924.00	100.00%	0.084%

Department of Trade and Industry (DTI)

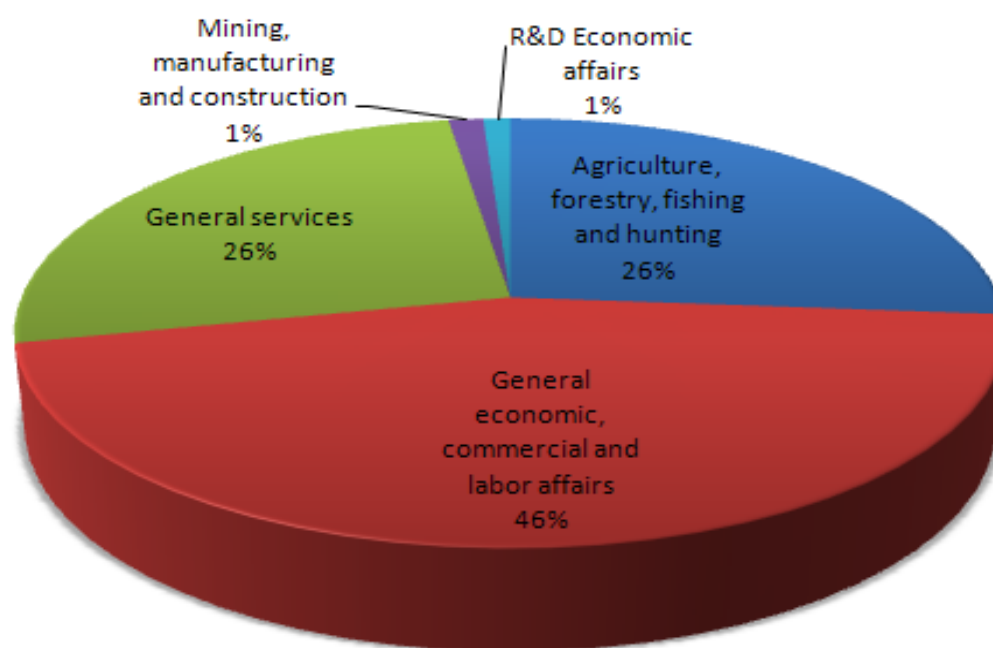
The budget total for the Department of Trade and Industry (DTI) is also primarily in the Economic Affairs Sector with 73.97% of the DTI budget and 26.03% in General Public Services as shown below in the table and chart below:

CODE	SECTOR	AMOUNT (In Thousand Pesos)	% (Dept)	% (NEP)
160	Economic affairs	2,774,165.00	73.97%	0.106%
100	General public services	976,095.00	26.03%	0.037%
	TOTAL	3,750,260.00	100.00%	0.144%



The DTI sub-sector allocation of the proposed budget for the Economic Affairs Sector is split between four (4) sub-sectors, with the two largest being General Economic, Commercial and Labor Affairs with 45.34% of the DTI proposed budget, followed by Agriculture, Forestry, Fishing and Hunting with 26.27% of the DTI proposed budget. The General Services sub-sector makes up the entire General Public Sectors 26.03% of the DTI budget. The following table and chart provides the detailed breakdown of the DTI proposed budget by sub-sector:

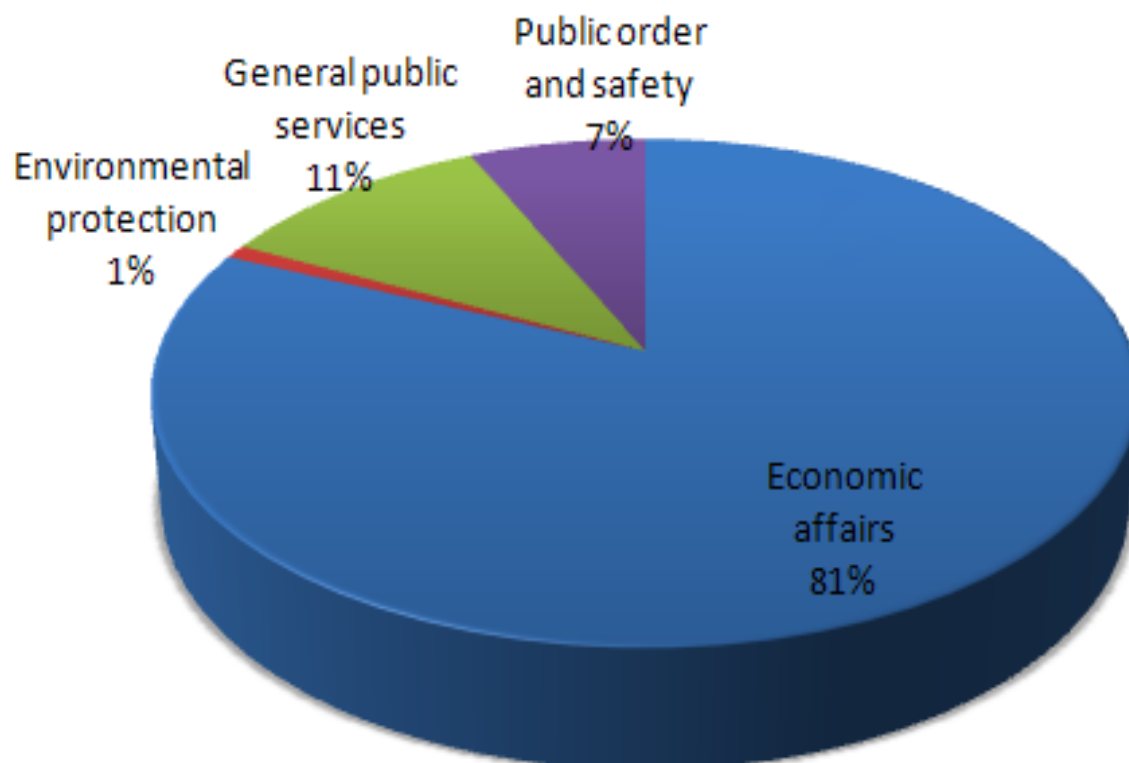
CODE	SUBSECTOR	AMOUNT (In Thousand Pesos)	% (Dept)	% (NEP)
161	General economic, commercial and labor affairs	1,700,481.00	45.34%	0.065%
162	Agriculture, forestry, fishing and hunting	985,282.00	26.27%	0.038%
103	General services	976,095.00	26.03%	0.037%
164	Mining, manufacturing and construction	49,641.00	1.32%	0.002%
168	R&D Economic affairs	38,761.00	1.03%	0.001%
	TOTAL	3,750,260.00	100.00%	0.144%



Department of Transportation and Communications (DOTC)

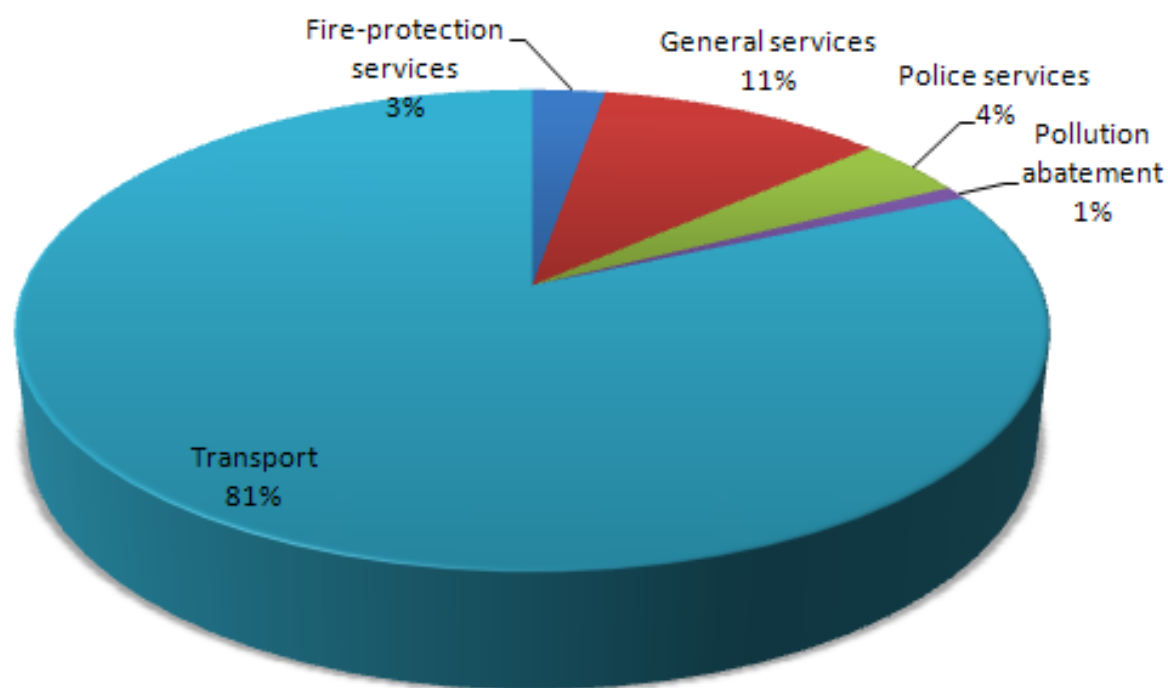
The Department of Transportation and Communications (DOTC) proposed budget is almost entirely with the Economic Affairs Sector, 81.67% of the DOTC budget, followed by General Public Services with 10.74%, and Public Order and Safety (mostly Coast Guard) with 6.77%. The table and chart below show the breakdown of the DOTC proposed budget:

CODE	SECTOR	AMOUNT (In Thousand Pesos)	% (Dept)	% (NEP)
160	Economic affairs	44,538,273.00	81.67%	1.709%
100	General public services	5,836,775.00	10.70%	0.224%
140	Public order and safety	3,690,263.00	6.77%	0.142%
180	Environmental protection	472,388.00	0.87%	0.018%
	TOTAL	54,537,699.00	100.00%	2.093%



The sub-sector allocation of the DOTC proposed budget is almost entirely in one sub-sector for each Sector, with Transport for Economic Affairs Sector and General Services for the General Public Services Sector. The Public Order and Safety Sector were split into two (2) sub-sectors, Police Services (most Coast Guard) with 4.04% of the DOTC budget and Fire-Protection Services (Rescue Operations) with 2.72%. The table and chart below show the details:

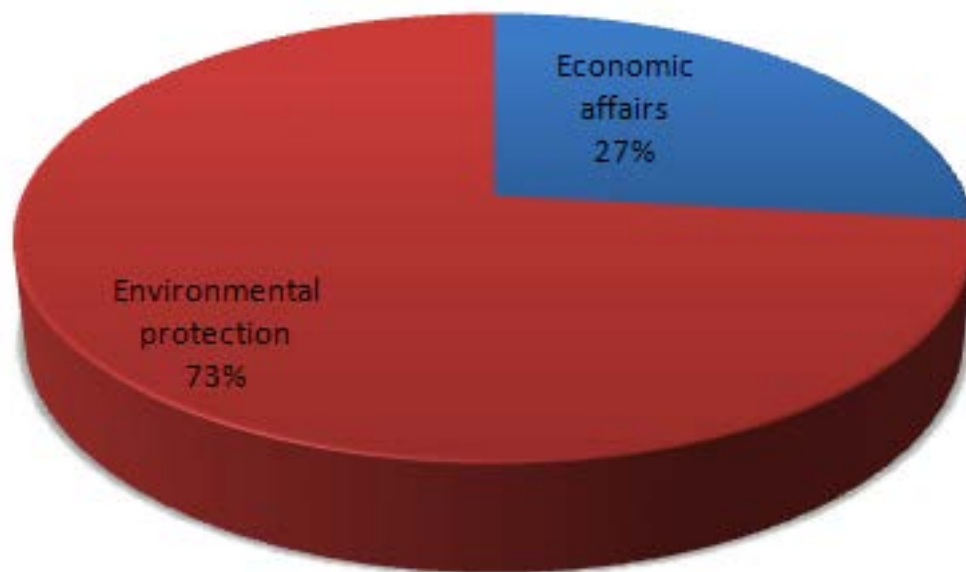
CODE	SUBSECTOR	AMOUNT (In Thousand Pesos)	% (Dept)	% (NEP)
165	Transport	44,538,273.00	81.67%	1.709%
103	General services	5,836,775.00	10.70%	0.224%
141	Police services	2,205,898.00	4.04%	0.085%
142	Fire-protection services	1,484,365.00	2.72%	0.057%
183	Pollution abatement	472,388.00	0.87%	0.018%
	TOTAL	54,537,699.00	100.00%	2.093%



Allocations to Local Government Units (MMDA)

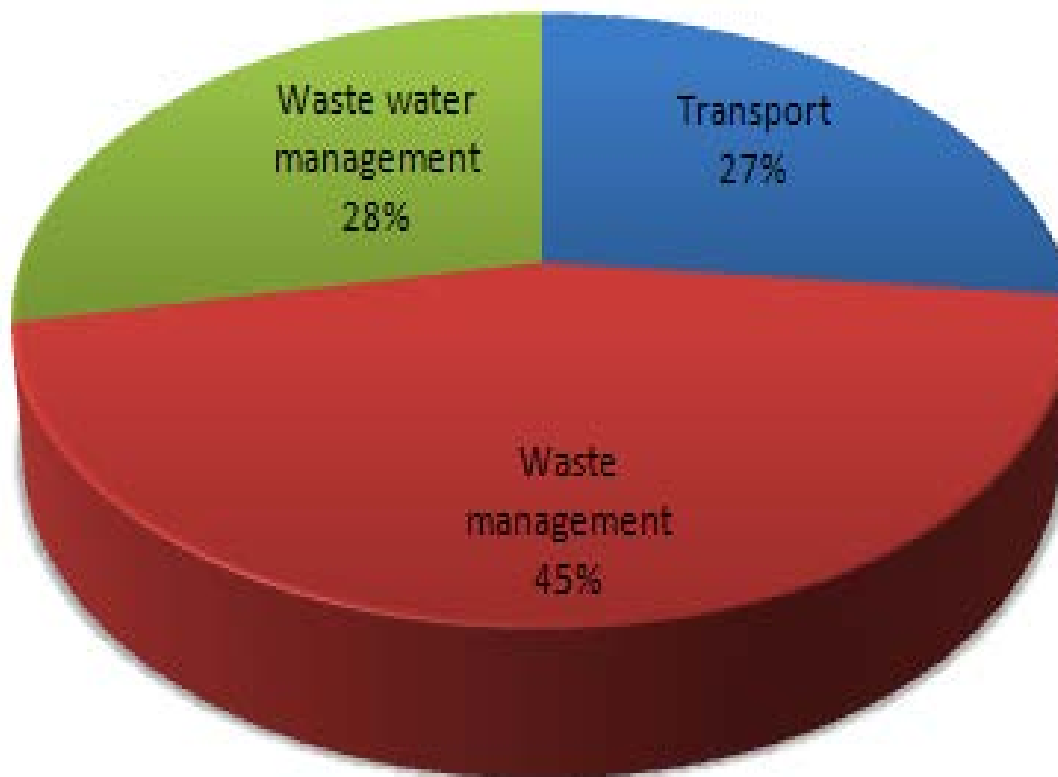
The proposed budget of Allocations to Local Government Units, which is entirely the Metro Manila Development Authority (MMDA) is split between Environmental Protection with 73.28% of the proposed MMDA budget, and Economic Affairs with 26.72%, as shown below:

CODE	SECTOR	AMOUNT (In Thousand Pesos)	% (Dept)	% (NEP)
180	Environmental protection	1,458,473.00	73.28%	0.056%
160	Economic affairs	531,889.00	26.72%	0.020%
	TOTAL	1,990,362.00	100.00%	0.076%



The sub-sector allocation of the proposed MMDA budget is shared in the Environment Protection Sector between Waste Management with 45.14% of the proposed MMDA budget and Waste Water Management with 28.13% of the budget. The entire Economic Affairs Sector is in the Transport sub-sector as shown in the table and chart below:

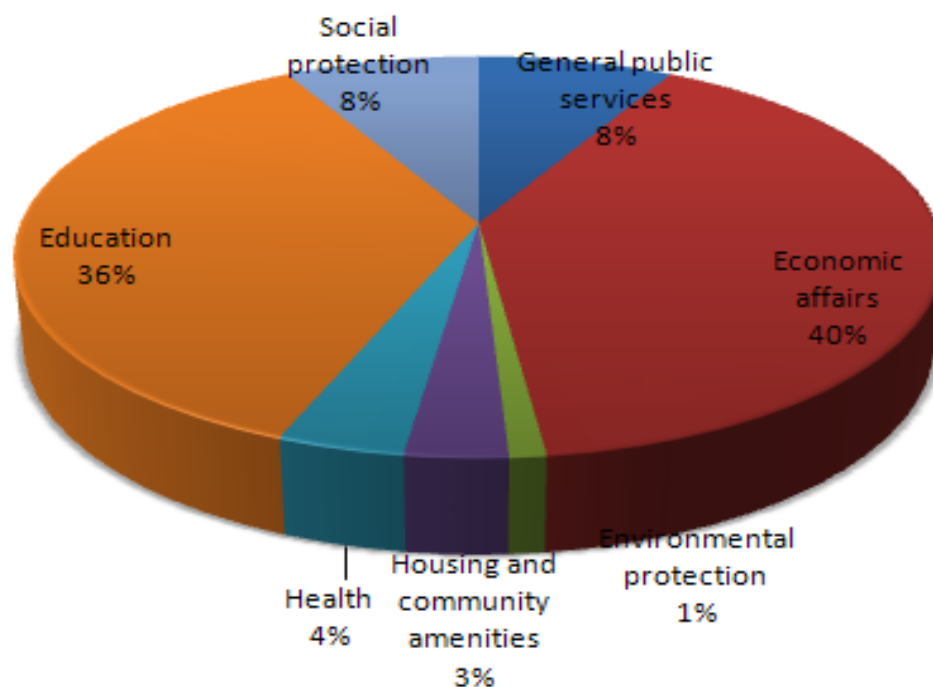
CODE	SUBSECTOR	AMOUNT (In Thousand Pesos)	% (Dept)	% (NEP)
181	Waste management	898,538.00	45.14%	0.034%
182	Waste water management	559,935.00	28.13%	0.021%
165	Transport	531,889.00	26.72%	0.020%
	TOTAL	1,990,362.00	100.00%	0.076%



Autonomous Region in Muslim Mindanao (ARMM)

The Autonomous Region of Muslim Mindanao (ARMM) proposed budget is 0.968% of the National Budget with Economic Affairs receiving the largest with 40.04% of the proposed ARMM budget, followed by Education with 36.03%, then General Public Services with 7.98% and Social Protection with 7.97% as shown in the table and chart below:

CODE	SECTOR	AMOUNT (In Thousand Pesos)	% (Dept)	% (NEP)
160	Economic affairs	10,101,756.00	40.04%	0.388%
260	Education	9,089,420.00	36.03%	0.349%
100	General public services	2,013,145.00	7.98%	0.077%
280	Social protection	2,010,156.00	7.97%	0.077%
220	Health	961,604.00	3.81%	0.037%
200	Housing and community amenities	776,026.00	3.08%	0.030%
180	Environmental protection	277,157.00	1.10%	0.011%
	TOTAL	25,229,264.00	100.00%	0.968%

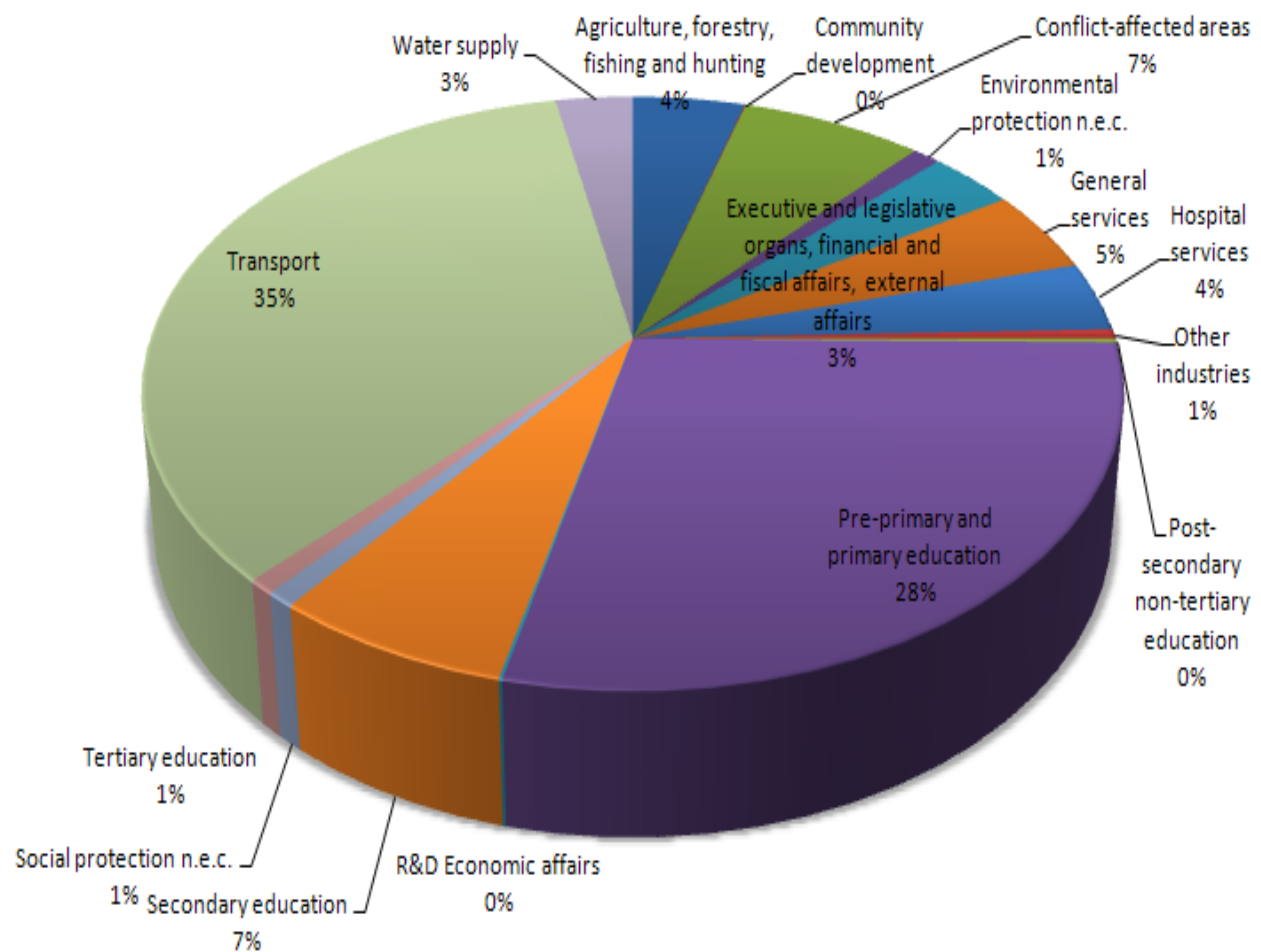


The ARMM sub-sector allocation of the proposed budget had many sub-sectors with Transport being the largest with 35.02% of the proposed ARMM budget, followed by Pre-Primary and Primary Education with 28.34%. The Conflict-Affected Areas sub-sector has 7.14% of the proposed budget along with Secondary Education with 6.69% of the proposed budget. The table and chart below show the detailed breakdown of the sub-sectors of the ARMM proposed budget:

CODE	SUBSECTOR	AMOUNT (In Thousand Pesos)	% (Dept)	% (NEP)
165	Transport	8,835,869.00	35.02%	0.339%
261	Pre-primary and primary education	7,149,371.00	28.34%	0.274%
291	Conflict-affected areas	1,801,702.00	7.14%	0.069%
262	Secondary education	1,687,494.00	6.69%	0.065%
103	General services	1,168,628.00	4.63%	0.045%
162	Agriculture, forestry, fishing	1,114,018.00	4.42%	0.043%
223	Hospital services	961,604.00	3.81%	0.037%
101	Executive and legislative organs, financial and fiscal affairs, external affairs	844,517.00	3.35%	0.032%
203	Water supply	765,816.00	3.04%	0.029%
186	Environmental protection n.e.c.	277,157.00	1.10%	0.011%
292	Social protection n.e.c.	208,454.00	0.83%	0.008%
264	Tertiary education	194,075.00	0.77%	0.007%
167	Other industries	127,836.00	0.51%	0.005%
263	Post-secondary non-tertiary education	58,480.00	0.23%	0.002%
168	R&D Economic affairs	24,033.00	0.10%	0.001%
202	Community development	10,210.00	0.04%	0.000%
	TOTAL	25,229,264.00	100.00%	0.968%

Note: n.e.c. is Not Elsewhere Classified

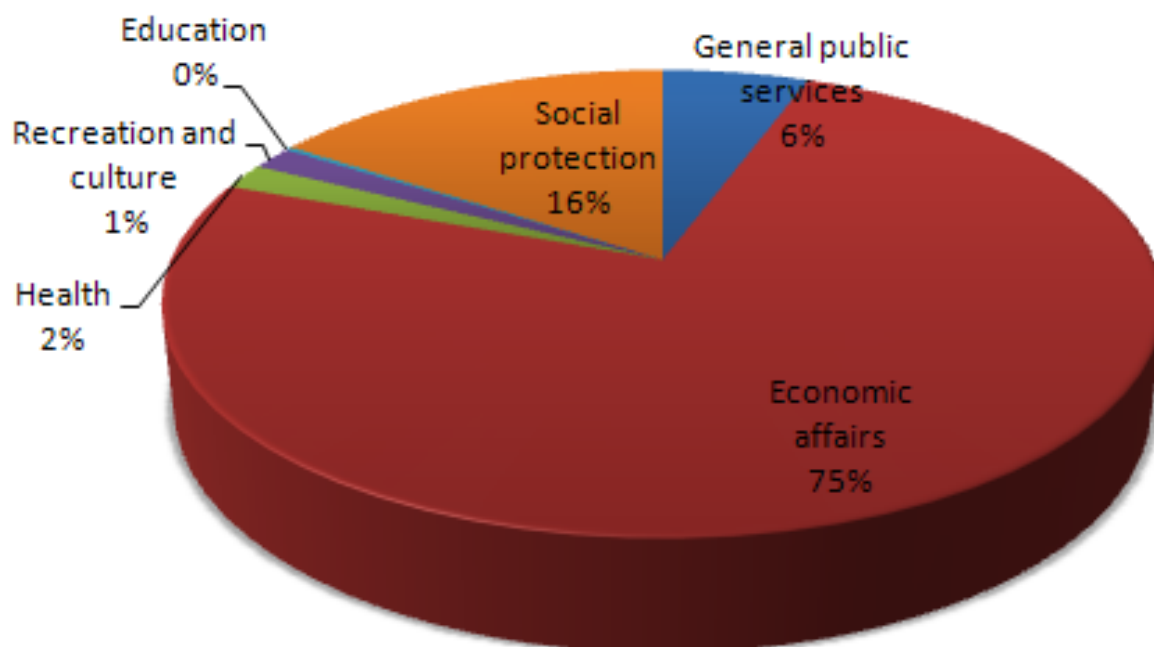
Autonomous Region of Muslim Mindanao (ARMM) Sub-Sector Chart



Budgetary Support to Government Corporations

The Budgetary Support to Government Corporations (BSGC) in the General Fund proposed budget is 2.404% of the National Budget with the largest allocation in the Economic Affairs Sector with 74.96% of the BSGC budget, followed by the Social Protection Sector with 15.72%. The following table and chart shows the detailed breakdown by Sector:

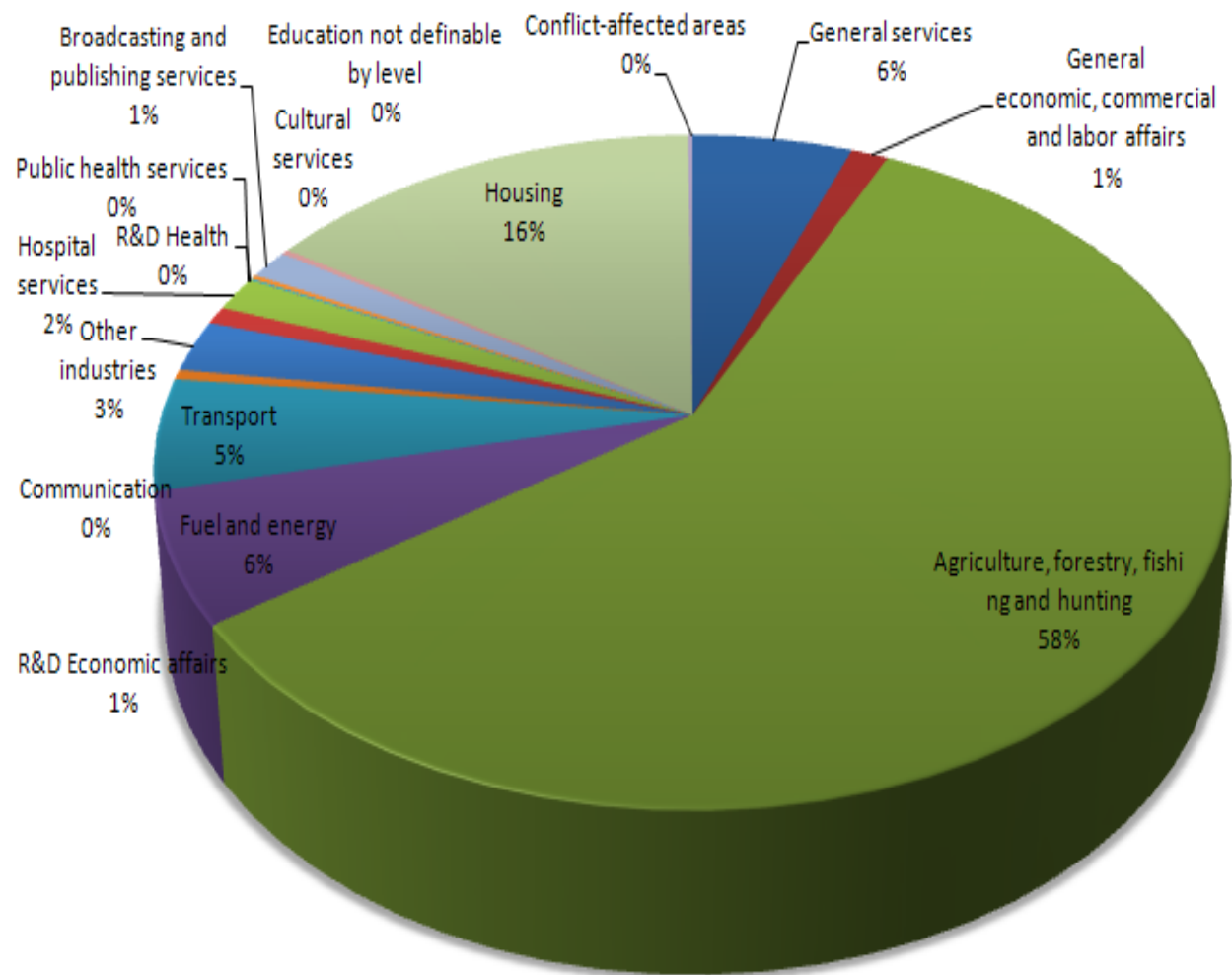
CODE	SECTOR	AMOUNT (In Thousand Pesos)	% (Dept)	% (NEP)
160	Economic affairs	46,951,290.00	74.96%	1.80%
280	Social protection	9,845,455.00	15.72%	0.38%
100	General public services	3,546,602.00	5.66%	0.14%
220	Health	1,111,129.00	1.77%	0.04%
240	Recreation and culture	1,020,212.00	1.63%	0.04%
260	Education	160,650.00	0.26%	0.01%
	TOTAL	62,635,338.00	100.00%	2.404%



The proposed sub-sector budget allocation for BSGC has many sub-sectors with the largest being Agriculture, Forestry, Fishing and Hunting with 58.20% of the BSGC proposed budget, followed by the Housing sub-sector with 15.55%. The following table and chart shows the detailed breakdown by sub-sector for BSGC:

CODE	SUBSECTOR	AMOUNT (In Thousand Pesos)	% (Dept)	% (NEP)
162	Agriculture, forestry, fishing and hunting	36,456,051.00	58.20%	1.40%
286	Housing	9,742,865.00	15.55%	0.37%
163	Fuel and energy	3,900,000.00	6.23%	0.15%
103	General services	3,546,602.00	5.66%	0.14%
165	Transport	3,366,857.00	5.38%	0.13%
167	Other industries	1,573,688.00	2.51%	0.06%
223	Hospital services	1,050,745.00	1.68%	0.04%
243	Broadcasting and publishing services	892,014.00	1.42%	0.03%
161	General economic, commercial and labor affairs	819,334.00	1.31%	0.03%
168	R&D Economic affairs	534,360.00	0.85%	0.02%
166	Communication	301,000.00	0.48%	0.01%
265	Education not definable by level	160,650.00	0.26%	0.01%
242	Cultural services	128,198.00	0.20%	0.00%
291	Conflict-affected areas	102,590.00	0.16%	0.00%
225	R&D Health	54,384.00	0.09%	0.00%
224	Public health services	6,000.00	0.01%	0.00%
		62,635,338.00	100.00%	2.404%

Budgetary Support to Government Corporations (BSGC) Sub-Sector Chart



Civil Service Commission (CSC)

The Civil Service Commission (CSC) proposed budget is entirely in the General Public Services Sector as shown below:

CODE	SECTOR	AMOUNT (In Thousand Pesos)	% (Dept)	% (NEP)
100	General public services	1,175,924.00	100.00%	0.045%

The sub-sector distribution for CSC is entirely in the General Services sub-sector as shown below:

CODE	SUBSECTOR	AMOUNT (In Thousand Pesos)	% (Dept)	% (NEP)
103	General services	1,175,924.00	100.00%	0.045%

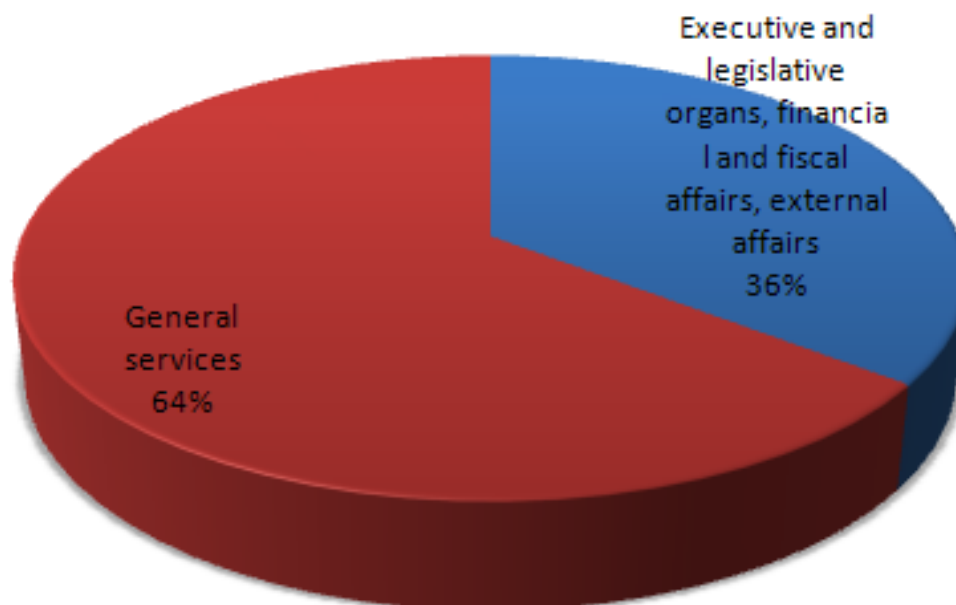
Commission on Audit (COA)

The Commission on Audit (COA) proposed budget is entirely in the General Public Services Sector as shown below:

CODE	SECTOR	AMOUNT (In Thousand Pesos)	% (Dept)	% (NEP)
100	General public services	8,162,753.00	100.00%	0.313%

The COA proposed budget is split into two (2) sub-sectors, the largest being the General Services sub-sector with 64.49% of their proposed budget, followed by the Executive and Legislative Organs, Financial and Fiscal Affairs sub-sector with 35.51% as shown below:

CODE	SUBSECTOR	AMOUNT (In Thousand Pesos)	% (Dept)	% (NEP)
103	General services	5,264,374.00	64.49%	0.202%
101	Executive and legislative organs, financial and fiscal affairs, external affairs	2,898,379.00	35.51%	0.111%
	TOTAL	8,162,753.00	100.00%	0.313%



Commission on Elections (COMELEC)

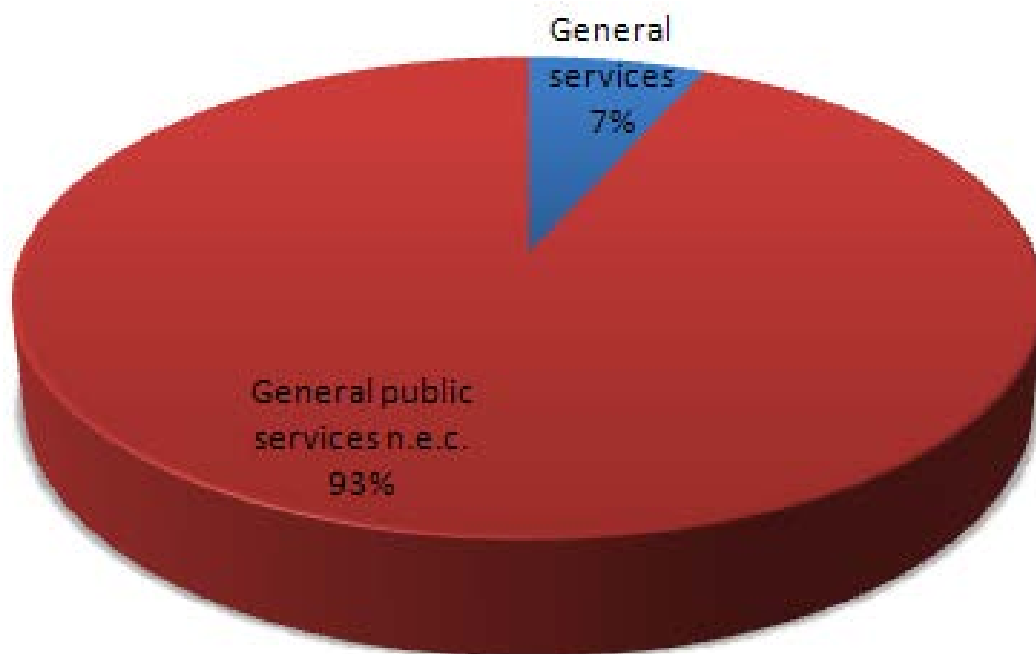
The Commission on Elections (COMELEC) proposed budget is also entirely in the General Public Services Sector as shown below:

CODE	SECTOR	AMOUNT (In Thousand Pesos)	% (Dept)	% (NEP)
100	General public services	16,944,100.00	100.00%	0.650%

The COMELEC proposed budget is split into two (2) sub-sectors, the largest being the General Public Services Not Elsewhere Classified (n.e.c.) sub-sector with 93.34% of their proposed budget, followed by the General Services sub-sector with 6.66% as shown below:

CODE	SUBSECTOR	AMOUNT (In Thousand Pesos)	% (Dept)	% (NEP)
106	General public services n.e.c.	15,816,433.00	93.34%	0.607%
103	General services	1,127,667.00	6.66%	0.043%
	TOTAL	16,944,100.00	100.00%	0.650%

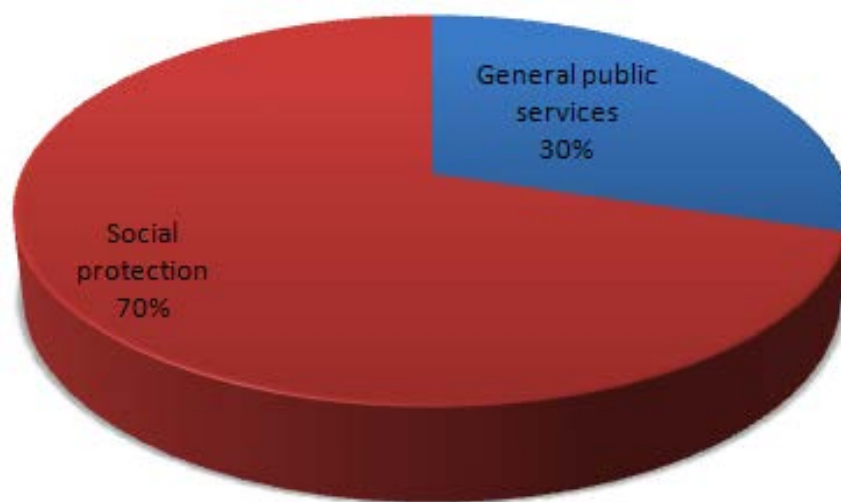
Note: n.e.c. is Not Elsewhere Classified



Commission on Human Rights (CHR)

The Commission on Human Rights (CHR) proposed budget is split into two Sectors, the largest Social Protection with 70.27% of their budget, and General Public Services with 29.73% as shown in the table and chart below:

CODE	SECTOR	AMOUNT (In Thousand Pesos)	% (Dept)	% (NEP)
280	Social protection	239,938.00	70.27%	0.009%
100	General public services	101,512.00	29.73%	0.004%
	TOTAL	341,450.00	100.00%	0.013%



The sub-sector distribution for the CHR was entirely Social Protection Not Elsewhere Classified (n.e.c.) for Social Protection Sector and General Services for General Public Services Sector as shown below:

CODE	SUBSECTOR	AMOUNT (In Thousand Pesos)	% (Dept)	% (NEP)
292	Social protection n.e.c.	239,938.00	70.27%	0.009%
103	General services	101,512.00	29.73%	0.004%
	TOTAL	341,450.00	100.00%	0.013%

Note: n.e.c. is Not Elsewhere Classified

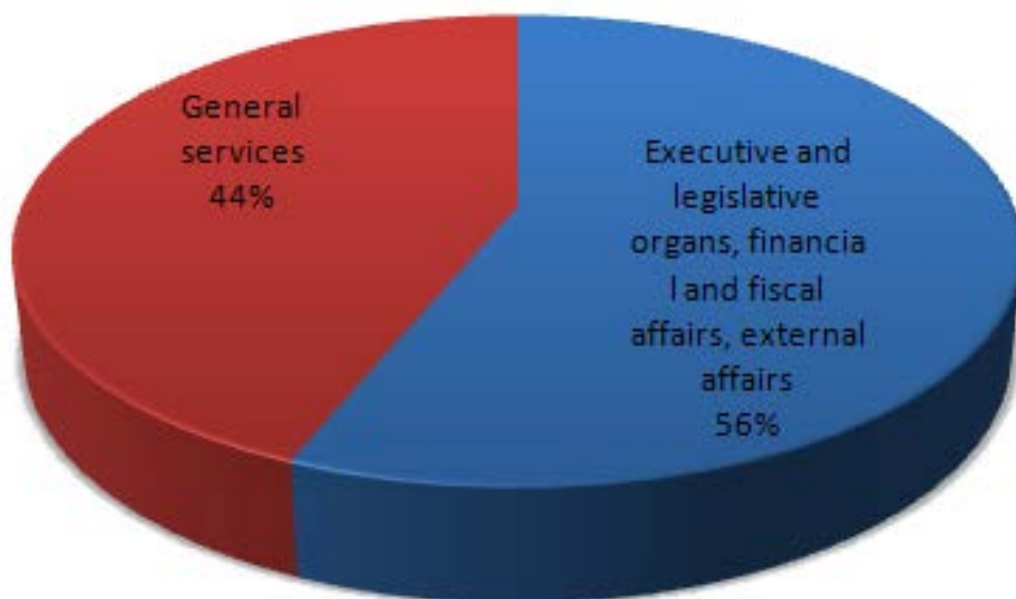
Congress of the Philippines

The proposed budget of the Congress of the Philippines is entirely in the General Public Services Sector as shown below:

CODE	SECTOR	AMOUNT (In Thousand Pesos)	% (Dept)	% (NEP)
100	General public services	11,090,677.00	100.00%	0.426%

The proposed sub-sector budget for Congress is split into two sub-sectors, the largest is the Executive and Legislative Organs, Financial and Fiscal Affairs, External Affairs with 56.19% followed by General Services with 43.81% as shown below:

CODE	SUBSECTOR	AMOUNT (In Thousand Pesos)	% (Dept)	% (NEP)
101	Executive and legislative organs, financial and fiscal affairs, external affairs	6,231,975.00	56.19%	0.239%
103	General services	4,858,702.00	43.81%	0.186%
	TOTAL	11,090,677.00	100.00%	0.426%



Joint Legislative-Executive Councils

The proposed budget of Joint Legislative-Executive Councils is entirely in the General Public Services Sector as shown below:

CODE	SECTOR	AMOUNT (In Thousand Pesos)	% (Dept)	% (NEP)
100	General public services	2,897.00	100.00%	0.000%

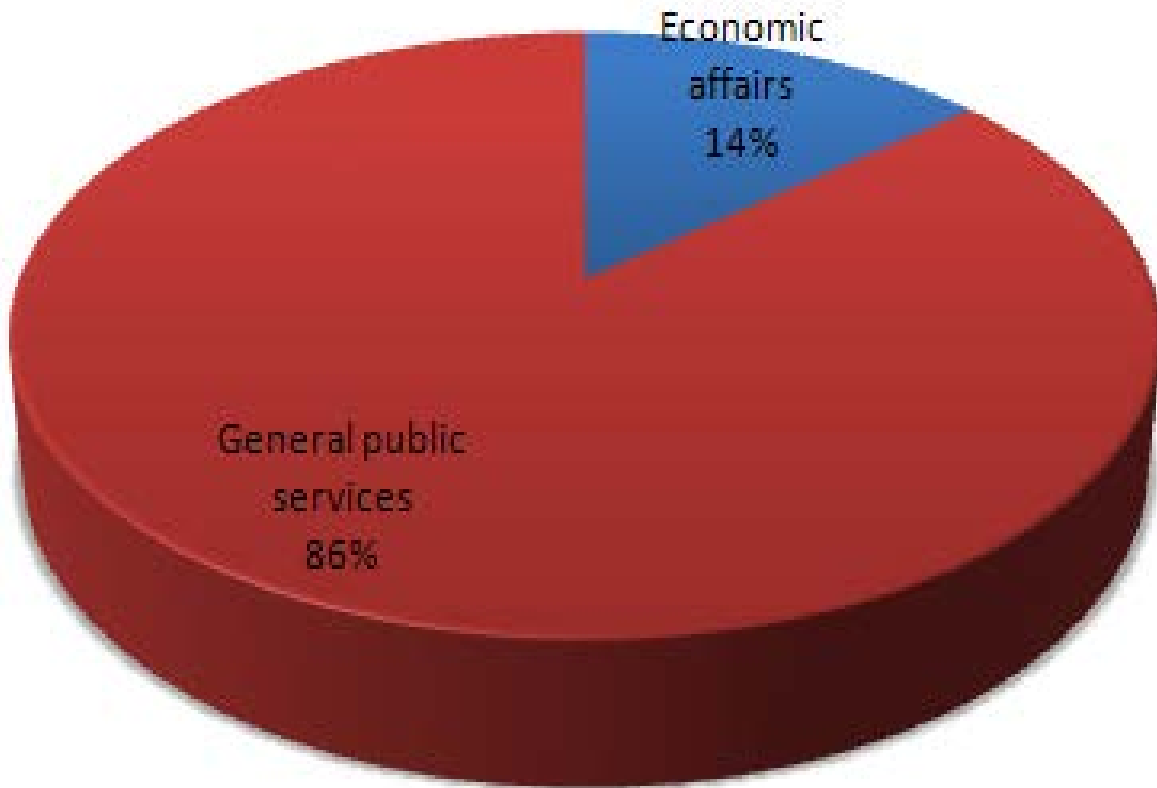
The sub-sector allocation for the Joint Councils is entirely in the Executive and Legislative Organs, Financial and Fiscal Affairs, External Affairs subsector as shown below:

CODE	SUBSECTOR	AMOUNT (In Thousand Pesos)	% (Dept)	% (NEP)
101	Executive and legislative organs, financial and fiscal affairs, external affairs	2,897.00	100.00%	0.000%

National Economic and Development Authority (NEDA)

The proposed budget of National Economic and Development Authority (NEDA) was primarily in the General Public Services Sector with 86.19% of the NEDA proposed budget, followed by the Economic Affairs Sector with the remaining 13.81% as shown below:

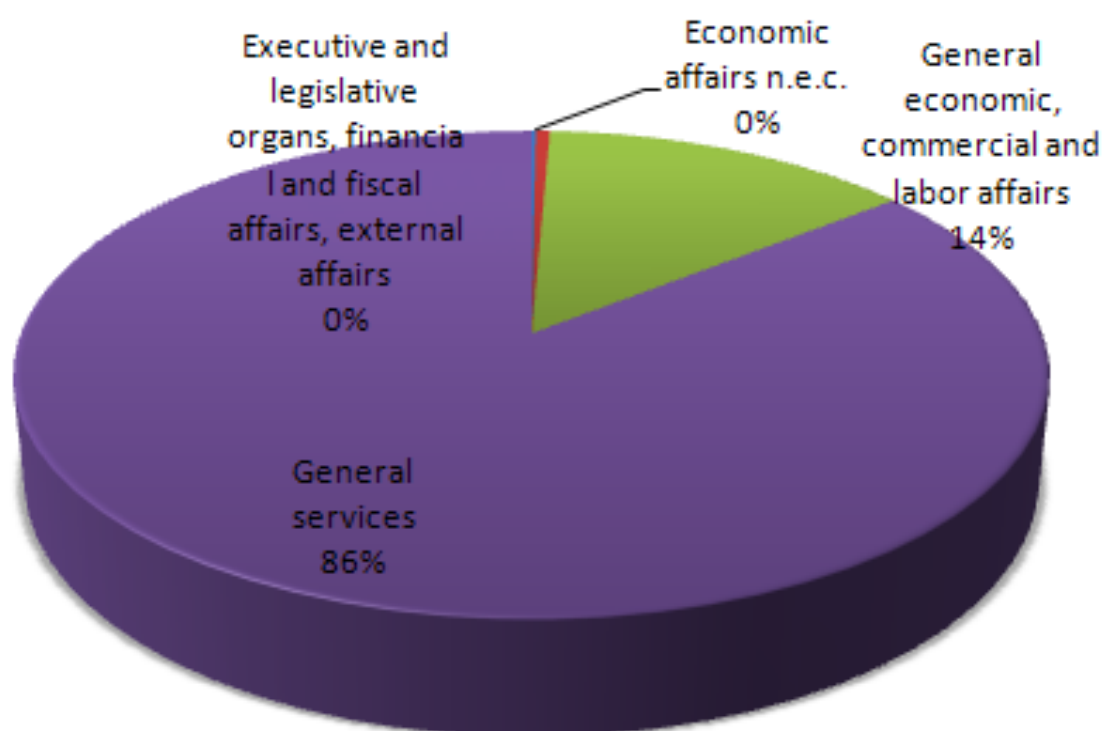
CODE	SECTOR	AMOUNT (In Thousand Pesos)	% (Dept)	% (NEP)
100	General public services	5,524,124.00	86.19%	0.212%
160	Economic affairs	885,439.00	13.81%	0.034%
	TOTAL	6,409,563.00	100.00%	0.246%



The majority of the NEDA proposed budget is in the General Services sub-sector with 85.67% of their proposed budget, followed by General economic, commercial and labor affairs sub-sector with 13.66% as shown in detail in the table and chart below:

CODE	SUBSECTOR	AMOUNT (In Thousand Pesos)	% (Dept)	% (NEP)
103	General services	5,490,972.00	85.67%	0.211%
161	General economic, commercial and labor affairs	875,652.00	13.66%	0.034%
101	Executive and legislative organs, financial and fiscal affairs, external affairs	33,152.00	0.52%	0.001%
169	Economic affairs n.e.c.	9,787.00	0.15%	0.000%
	TOTAL	6,409,563.00	100.00%	0.246%

Note: n.e.c. is Not Elsewhere Classified



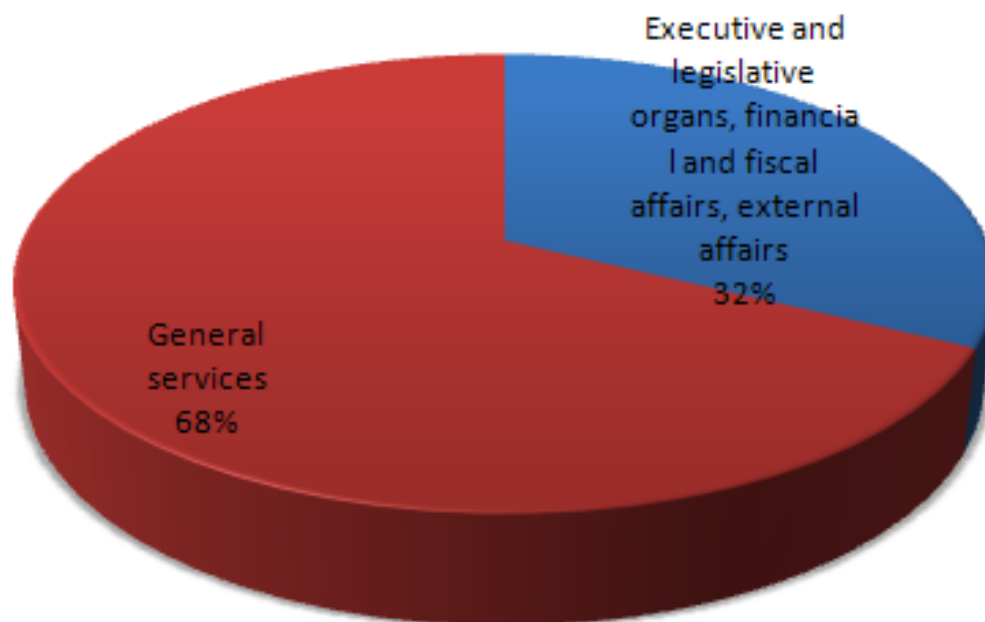
Office of the Ombudsman

The entire Office of the Ombudsman proposed budget is in the General Public Services Sector as shown below:

CODE	SECTOR	AMOUNT (In Thousand Pesos)	% (Dept)	% (NEP)
100	General public services	1,731,504.00	100.00%	0.066%

The Ombudsman allocation by sub-sector is in two sub-sectors, the largest is General Services with 67.62%, followed by the Executive and Legislative Organs, Financial and Fiscal Affairs, External Affairs sub-sector with 32.38% as shown below:

CODE	SUBSECTOR	AMOUNT (In Thousand Pesos)	% (Dept)	% (NEP)
103	General services	1,170,816.00	67.62%	0.045%
101	Executive and legislative organs, financial and fiscal affairs, external affairs	560,688.00	32.38%	0.022%
	TOTAL	1,731,504.00	100.00%	0.066%



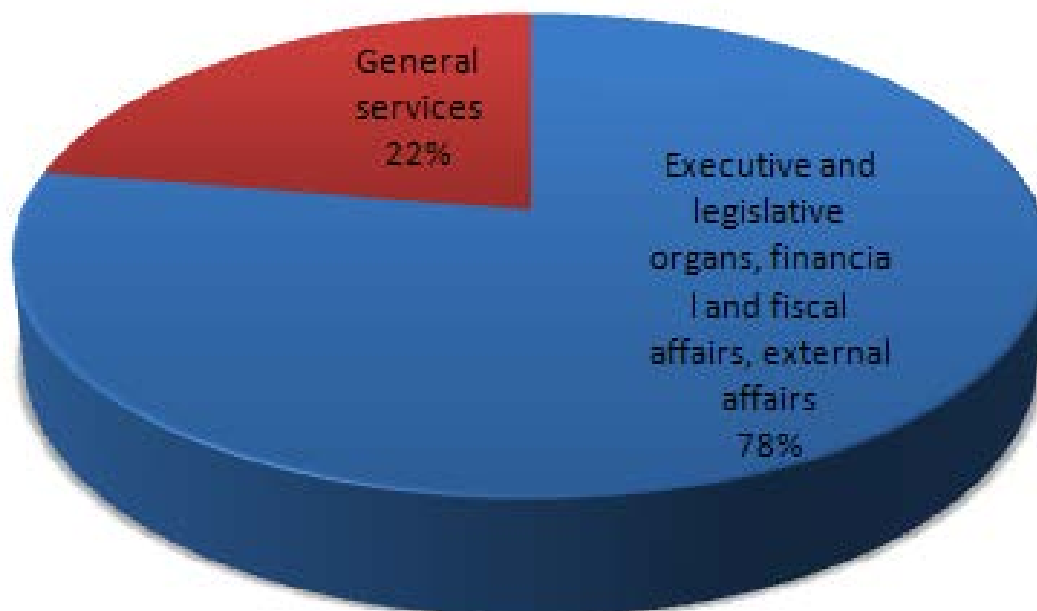
Office of the President (OP)

The Office of the President's proposed budget is entirely in the General Public Services Sector as shown below:

CODE	SECTOR	AMOUNT (In Thousand Pesos)	% (Dept)	% (NEP)
100	General public services	2,602,457.00	100.00%	0.100%

The Office of the President's proposed budget by sub-sector is in two sub-sectors, the largest is Executive and Legislative Organs, Financial and Fiscal Affairs, External Affairs sub-sector with 77.65%, followed by the General Services with 22.35% as shown below:

CODE	SUBSECTOR	AMOUNT (In Thousand Pesos)	% (Dept)	% (NEP)
101	Executive and legislative organs, financial and fiscal affairs, external affairs	2,020,685.00	77.65%	0.078%
103	General services	581,772.00	22.35%	0.022%
	TOTAL	2,602,457.00	100.00%	0.100%



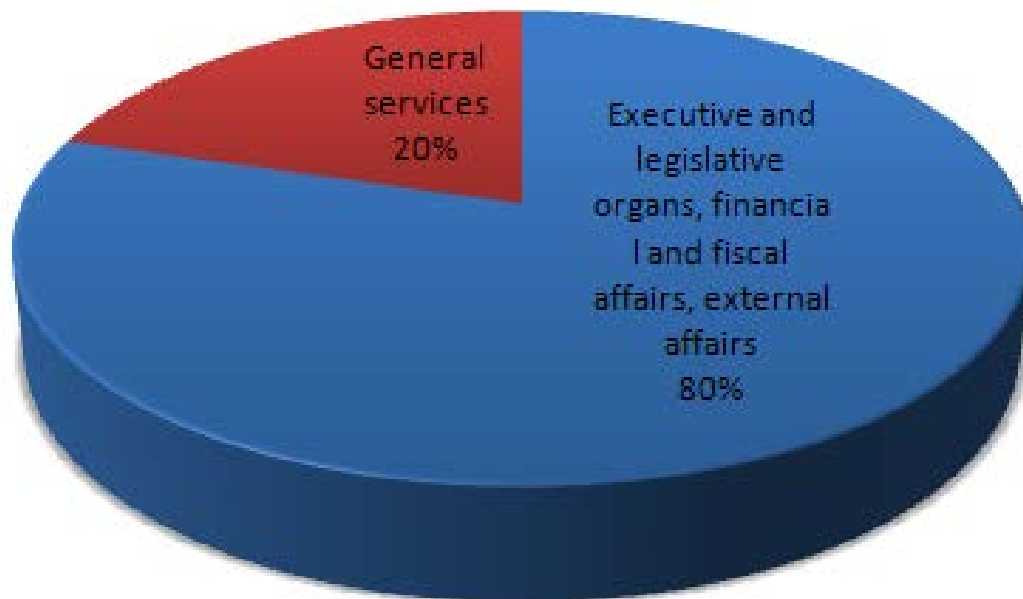
Office of the Vice-President (OVP)

The proposed budget for the Office of the Vice-President (OVP) is entirely in the General Public Services Sector as shown below:

CODE	SECTOR	AMOUNT (In Thousand Pesos)	% (Dept)	% (NEP)
100	General public services	226,517.00	100.00%	0.009%

The Office of the Vice President proposed budget by sub-sector is in two sub-sectors, the largest is Executive and Legislative Organs, Financial and Fiscal Affairs, External Affairs sub-sector with 79.65%, followed by the General Services with 20.35% as shown below:

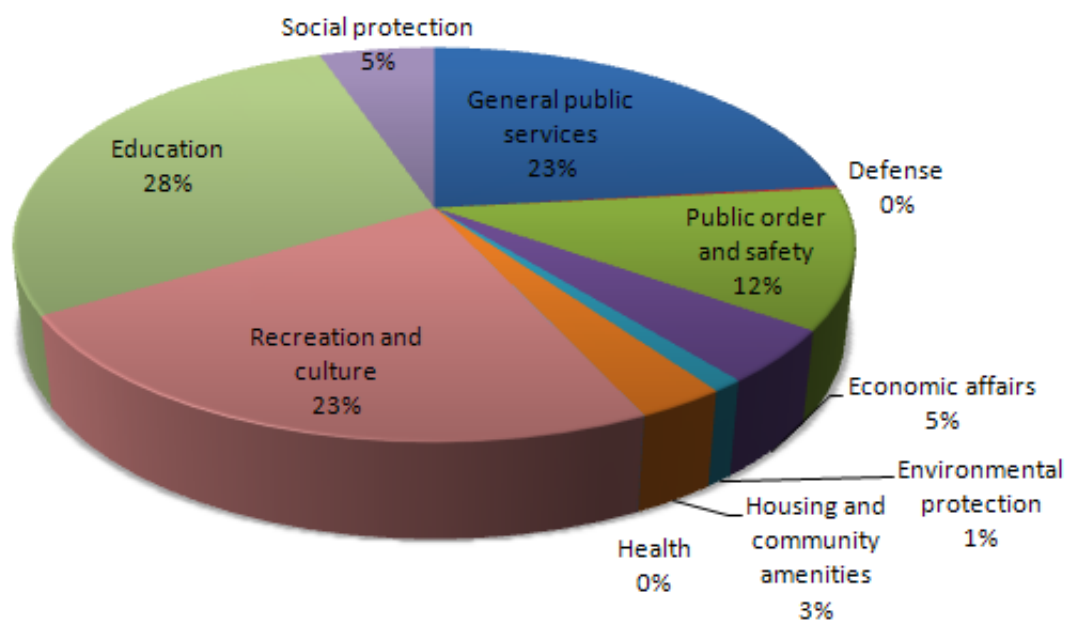
CODE	SUBSECTOR	AMOUNT (In Thousand Pesos)	% (Dept)	% (NEP)
101	Executive and legislative organs, financial and fiscal affairs, external affairs	180,420.00	79.65%	0.007%
103	General services	46,097.00	20.35%	0.002%
	TOTAL	226,517.00	100.00%	0.009%



Other Executive Offices

The proposed budget for the Other Executive Offices is in almost all Sectors, with the largest three (3) in Education with 28.29%, Recreation and Culture with 23.33%, followed by General Public Services with 23.12%, with the detailed breakdown shown in the table and chart below:

CODE	SECTOR	AMOUNT (In Thousand Pesos)	% (Dept)	% (NEP)
260	Education	3,598,787.00	28.29%	0.14%
240	Recreation and culture	2,968,833.00	23.33%	0.11%
100	General public services	2,941,531.00	23.12%	0.11%
140	Public order and safety	1,460,478.00	11.48%	0.06%
280	Social protection	672,938.00	5.29%	0.03%
160	Economic affairs	556,935.00	4.38%	0.02%
200	Housing and community amenities	365,762.00	2.87%	0.01%
180	Environmental protection	129,696.00	1.02%	0.00%
120	Defense	23,985.00	0.19%	0.00%
220	Health	3,966.00	0.03%	0.00%
	TOTAL	12,722,911.00	100.00%	0.49%



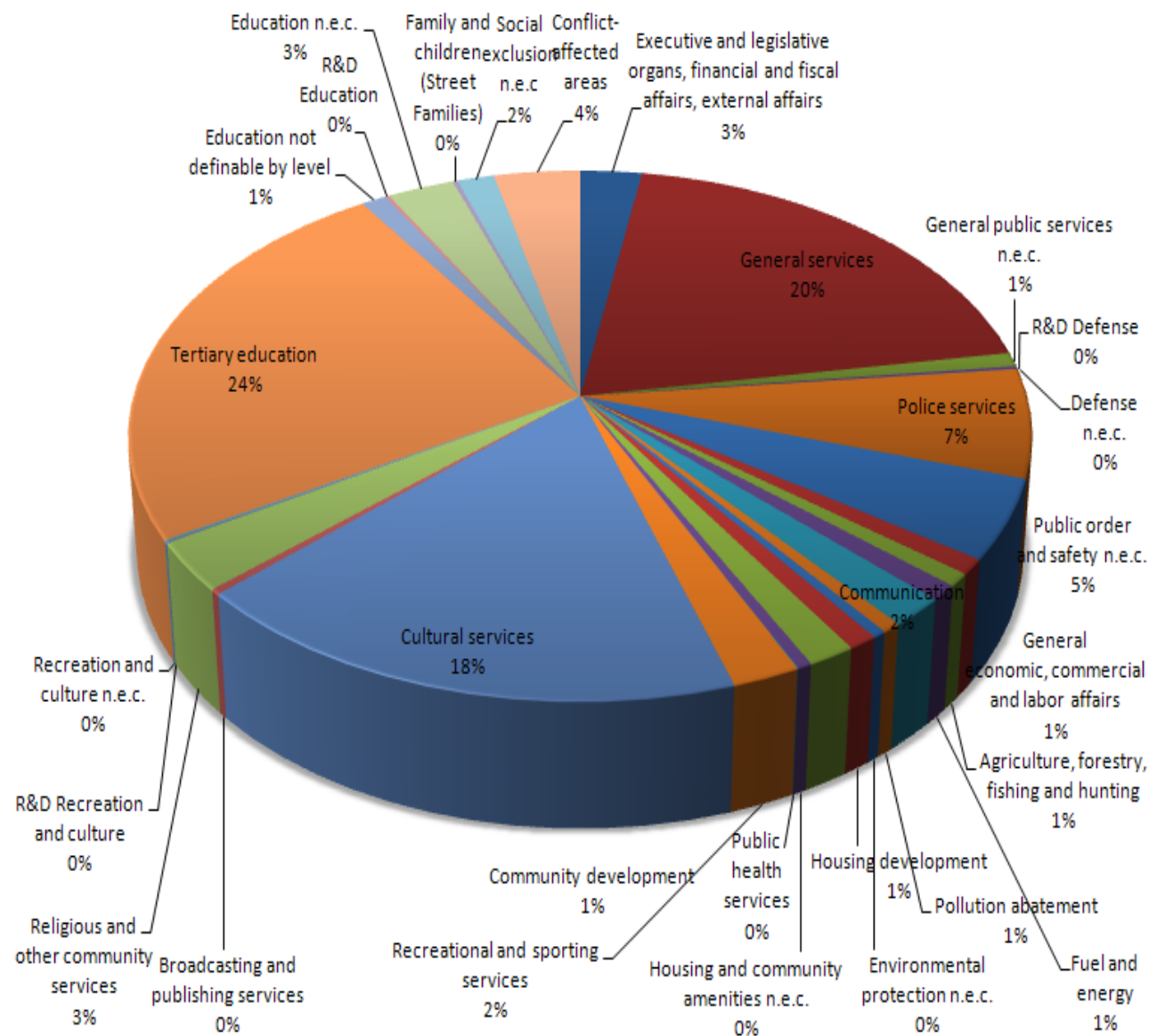
The proposed budget for Other Executive Offices has many sub-sectors with Tertiary Education having the largest with 24.32%, followed by General Services with 19.72% and Cultural Services with 17.75%, as shown in the detailed breakdown in the table and chart below:

CODE	SUBSECTOR	AMOUNT (In Thousand Pesos)	% (Dept)	% (NEP)
264	Tertiary education	3,093,940.00	24.32%	0.12%
103	General services	2,509,277.00	19.72%	0.10%
242	Cultural services	2,258,462.00	17.75%	0.09%
141	Police services	842,114.00	6.62%	0.03%
146	Public order and safety n.e.c.	618,364.00	4.86%	0.02%
291	Conflict-affected areas	452,254.00	3.55%	0.02%
244	Other community services	375,832.00	2.95%	0.01%
269	Education n.e.c.	352,057.00	2.77%	0.01%
101	Executive and legislative organs, financial and fiscal affairs, external affairs	323,428.00	2.54%	0.01%
241	Recreational and sporting services	270,613.00	2.13%	0.01%
166	Communication	224,416.00	1.76%	0.01%
288	Social exclusion n.e.c	195,460.00	1.54%	0.01%
202	Community development	190,675.00	1.50%	0.01%
265	Education not definable by level	131,360.00	1.03%	0.01%
163	Fuel and energy	118,571.00	0.93%	0.00%
201	Housing development	117,765.00	0.93%	0.00%
161	General economic, commercial and labor affairs	115,791.00	0.91%	0.00%
106	General public services n.e.c.	108,826.00	0.86%	0.00%
162	Agriculture, forestry, fishing and hunting	98,157.00	0.77%	0.00%

CODE	SUBSECTOR	AMOUNT (In Thousand Pesos)	% (Dept)	% (NEP)
183	Pollution abatement	75,020.00	0.59%	0.00%
206	Housing and community amenities n.e.c.	57,322.00	0.45%	0.00%
186	Environmental protection n.e.c.	54,676.00	0.43%	0.00%
243	Broadcasting and publishing services	41,442.00	0.33%	0.00%
284	Family and children (Street Families)	25,224.00	0.20%	0.00%
124	R&D Defense	21,750.00	0.17%	0.00%
267	R&D Education	21,430.00	0.17%	0.00%
246	Recreation and culture n.e.c.	15,755.00	0.12%	0.00%
245	R&D Recreation and culture	6,729.00	0.05%	0.00%
224	Public health services	3,966.00	0.03%	0.00%
127	Defense n.e.c.	2,235.00	0.02%	0.00%
	TOTAL	12,722,911.00	100.00%	0.49%

Note: n.e.c. is Not Elsewhere Classified

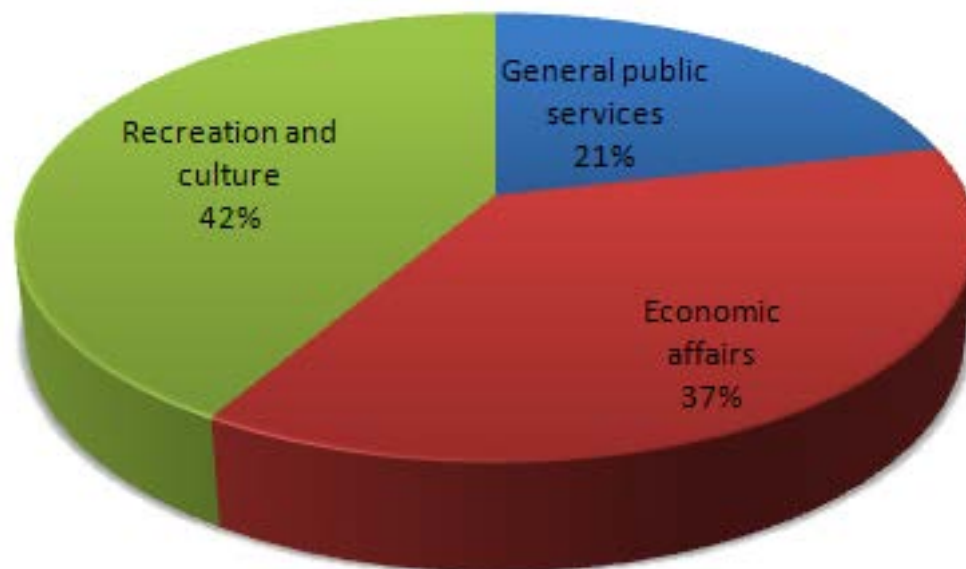
Other Executive Offices Sub-Sector Chart



Presidential Communications Operations Office (PCOO)

The proposed budget for the Presidential Communications Operations Office (PCOO) is distributed into three (3) sectors, with the largest Recreation and Culture Sector as shown below:

CODE	SECTOR	AMOUNT (In Thousand Pesos)	% (Dept)	% (NEP)
240	Recreation and culture	424,775.00	41.56%	0.016%
160	Economic affairs	378,419.00	37.03%	0.015%
100	General public services	218,778.00	21.41%	0.008%
	TOTAL	1,021,972.00	100.00%	0.039%



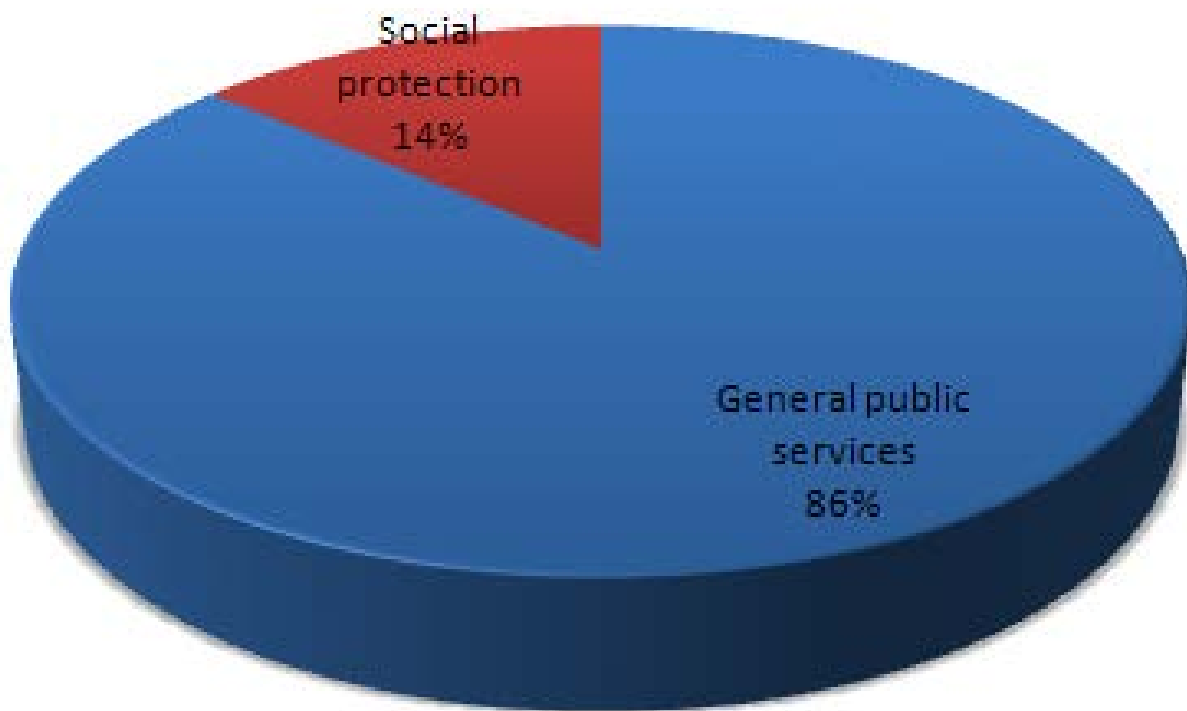
The proposed budget for sub-sectors one sub-sector for each Sector as shown below:

CODE	SUBSECTOR	AMOUNT (In Thousand Pesos)	% (Dept)	% (NEP)
243	Broadcasting and publishing services	424,775.00	41.56%	0.016%
166	Communication	378,419.00	37.03%	0.015%
103	General services	218,778.00	21.41%	0.008%
	TOTAL	1,021,972.00	100.00%	0.039%

Special Purpose Funds (SPFs)

Special Purpose Funds (SPFs) are not allocated to a specific Department in the proposed budget. This is the largest portion of the proposed budget. The proposed budget of SPF is 43.36% of the National Budget, with the largest allocation in the General Public Services Sector, with 86.40% and Social Protection with 13.60% as shown below:

CODE	SECTOR	AMOUNT (In Thousand Pesos)	% (Dept)	% (NEP)
100	General public services	976,306,556.00	86.40%	37.46%
280	Social protection	153,716,386.00	13.60%	5.90%
	TOTAL	1,130,022,942.00	100.00%	43.362%

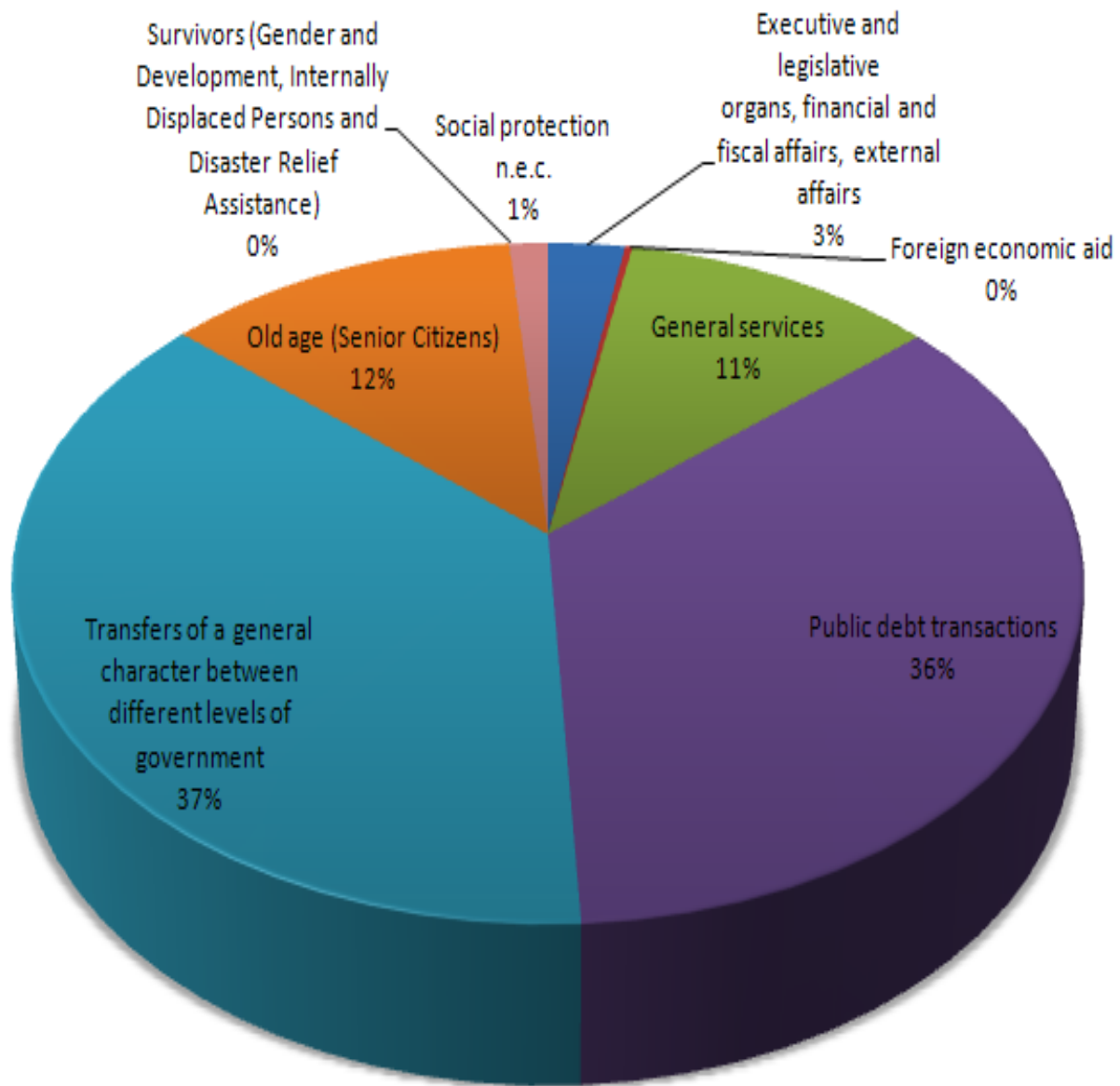


The proposed budget for Special Purpose Funds by sub-sector has many sub-sectors, with the four largest being Transfers of a General Character between Different Levels of Government (Internal Revenue Allocation to Local Government Units (IRA)) with 37.25%, Public Debt Transactions (Debt Service) with 35.34%, Old Age (mostly Terminal Leave) with 12.27% and General Services (mostly MPBF) with 10.89% as shown below:

CODE	SUBSECTOR	AMOUNT (In Thousand Pesos)	% (Dept)	% (NEP)
108	Transfers of a general character between different levels of government	420,982,150.00	37.25%	16.15%
107	Public debt transactions	399,363,000.00	35.34%	15.32%
282	Old age (Senior Citizens)	138,666,386.00	12.27%	5.32%
103	General services	123,042,443.00	10.89%	4.72%
101	Executive and legislative organs, financial and fiscal affairs, external affairs	30,107,096.00	2.66%	1.16%
292	Social protection n.e.c.	15,000,000.00	1.33%	0.58%
102	Foreign economic aid	2,811,867.00	0.25%	0.11%
283	Survivors (Gender and Development, Internally Displaced Persons and Disaster Relief Assistance)	50,000.00	0.00%	0.00%
	TOTAL	1,130,022,942.00	100.00%	43.362%

Note: n.e.c. is Not Elsewhere Classified

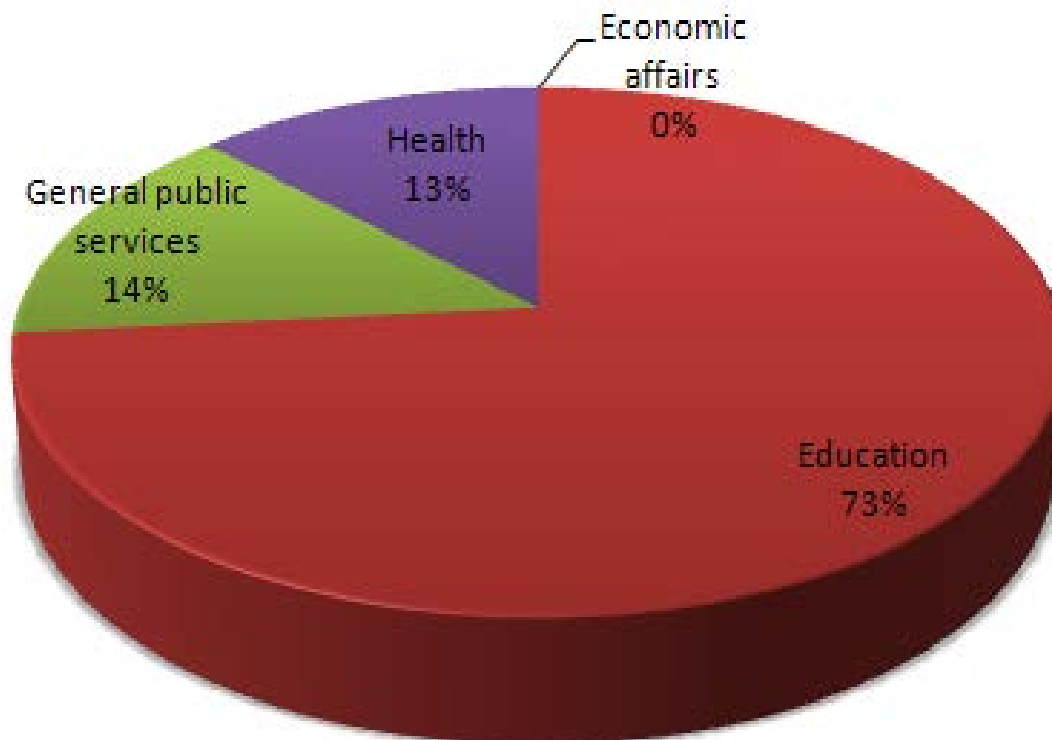
Special Purpose Funds Sub-Sector Chart



State Universities and Colleges (SUCs)

The proposed budget for State Universities and Colleges (SUCs) is 1.663% of the National budget split into four (4) Sectors. The largest three (3) Sectors are Education with 73.44% of the SUCs proposed budget followed by General Public Services with 13.98% and Health (Hospitals) with 12.58%, with the detailed breakdown shown in the table and chart below:

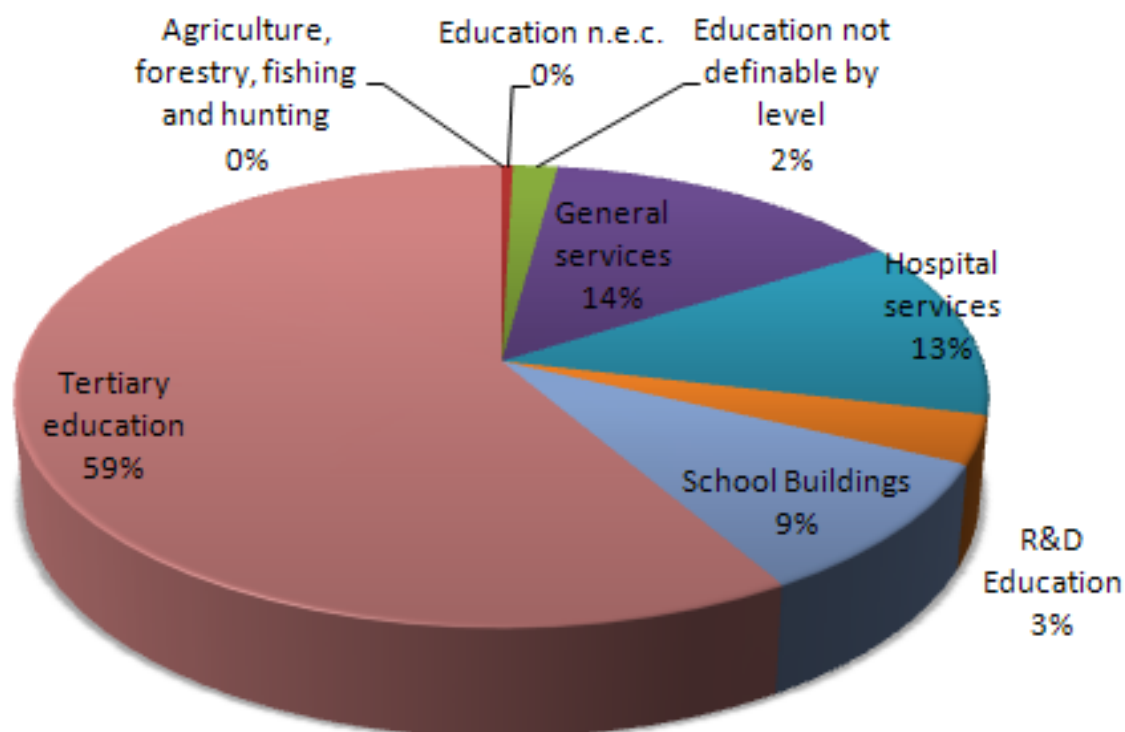
CODE	SECTOR	AMOUNT (In Thousand Pesos)	% (Dept)	% (NEP)
260	Education	31,828,770.00	73.44%	1.221%
100	General public services	6,058,555.00	13.98%	0.232%
220	Health	5,452,011.00	12.58%	0.209%
160	Economic affairs	3,000.00	0.01%	0.000%
	TOTAL	43,342,336.00	100.00%	1.663%



The sub-sector distribution for the SUCs generally follows the Sector allocations, with Education split into several sub-sectors, with Tertiary Education the largest with 58.47% as shown below:

CODE	SUBSECTOR	AMOUNT (In Thousand Pesos)	% (Dept)	% (NEP)
264	Tertiary education	25,344,244.00	58.47%	0.973%
103	General services	6,058,555.00	13.98%	0.232%
223	Hospital services	5,452,011.00	12.58%	0.209%
268	School Buildings	4,103,037.00	9.47%	0.157%
267	R&D Education	1,452,829.00	3.35%	0.056%
265	Education not definable by level	744,471.00	1.72%	0.029%
269	Education n.e.c.	184,189.00	0.42%	0.007%
162	Agriculture, forestry, fishing and hunting	3,000.00	0.01%	0.000%
	TOTAL	43,342,336.00	100.00%	1.663%

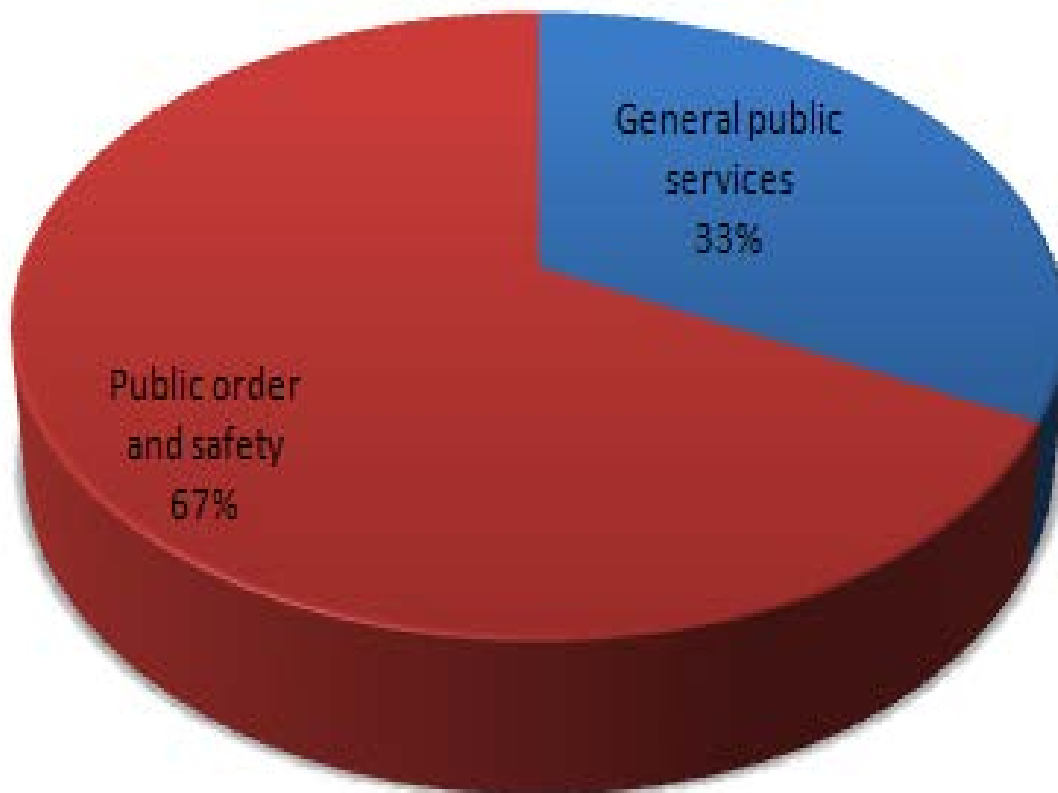
Note: n.e.c. is Not Elsewhere Classified



The Judiciary

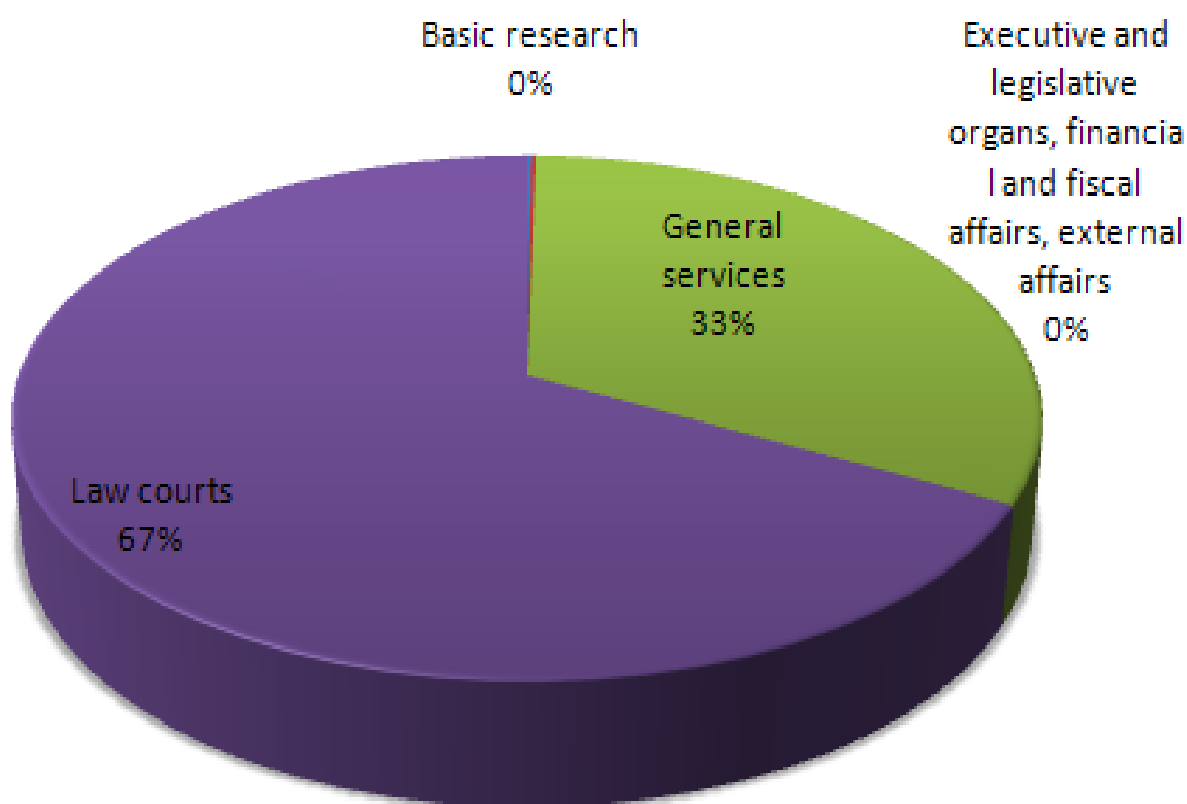
The proposed budget for The Judiciary is 0.778% of the National Budget, and is allocated between two (2) Sectors, Public Order and Safety with 67.21% and General Public Services with 32.79% as shown in the table and chart below:

CODE	SECTOR	AMOUNT (In Thousand Pesos)	% (Dept)	% (NEP)
140	Public order and safety	13,633,132.00	67.21%	0.523%
100	General public services	6,651,777.00	32.79%	0.255%
	TOTAL	20,284,909.00	100.00%	0.778%



The proposed budget for The Judiciary by sub-sector has two primary sub-sectors, Law Courts with 67.21% and General Services with 32.47% as shown in the table and chart below:

CODE	SUBSECTOR	AMOUNT (In Thousand Pesos)	% (Dept)	% (NEP)
143	Law courts	13,633,132.00	67.21%	0.523%
103	General services	6,586,898.00	32.47%	0.253%
101	Executive and legislative organs, financial and fiscal affairs, external affairs	34,879.00	0.17%	0.001%
104	Basic research	30,000.00	0.15%	0.001%
	TOTAL	20,284,909.00	100.00%	0.778%



SECTION 4 - SECTOR BREAKDOWN BY DEPARTMENT

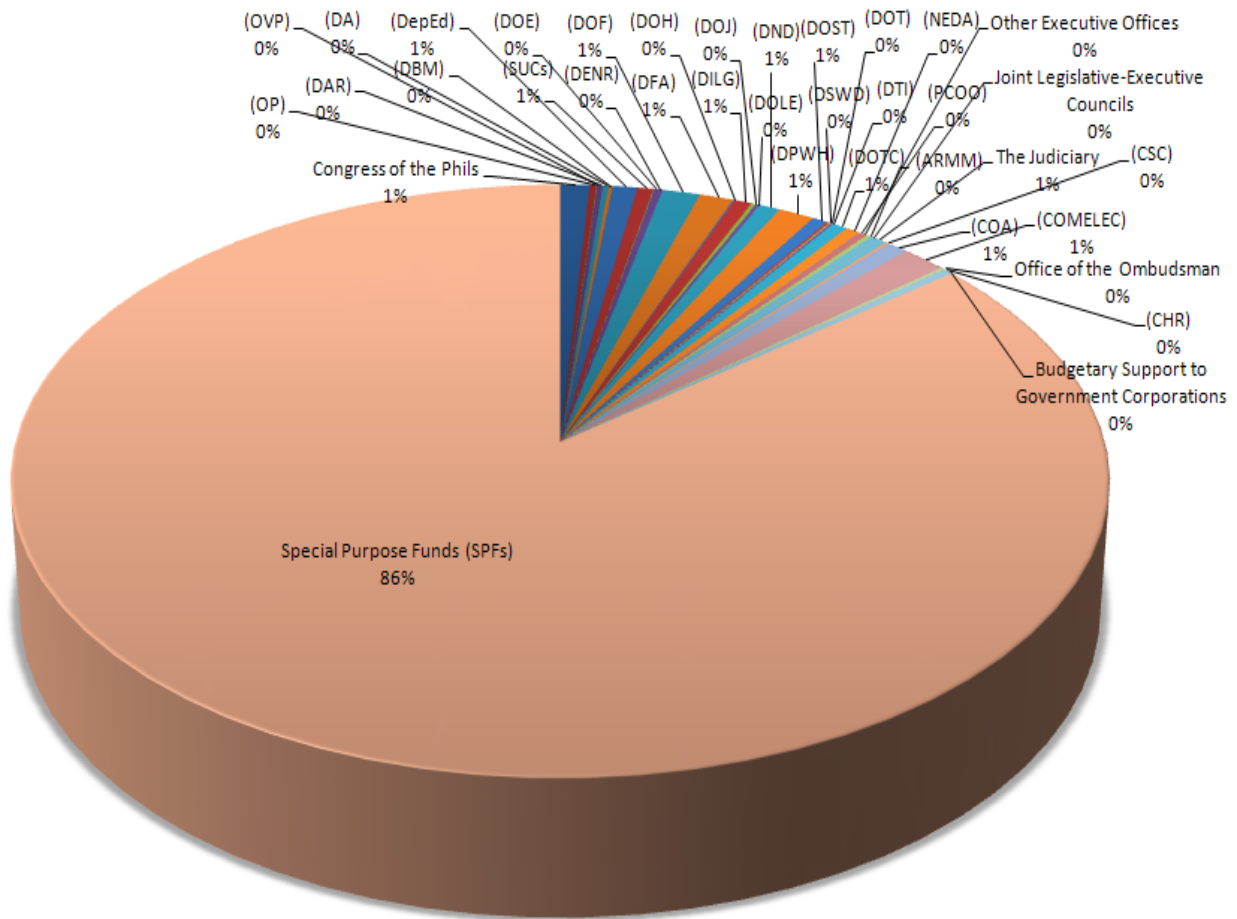
The following section provides the Sector breakdown by Department. Each Sector is shown separately with a table a chart showing the detailed breakdown. The Department includes the Attached Agencies of the respective Department.

100 GENERAL SERVICES SECTOR

CODE DEPARTMENT NAME		AMOUNT (In Thousand Pesos)	% SECTOR	% NEP
	Special Purpose Funds (SPFs) (Mostly Debt Service and IRA Distribution to LGUs)	976,306,556.00	85.79%	37.46%
32	Commission on Elections (COMELEC)	16,944,100.00	1.49%	0.65%
11	Department of Finance (DOF)	14,346,441.00	1.26%	0.55%
18	Department of Public Works and Highways (DPWH)	13,798,941.00	1.21%	0.53%
12	Department of Foreign Affairs (DFA)	12,969,177.00	1.14%	0.50%
01	Congress of the Philippines	11,090,677.00	0.97%	0.43%
07	Department of Education (DepEd)	9,455,564.00	0.83%	0.36%
31	Commission on Audit (COA)	8,162,753.00	0.72%	0.31%
17	Department of National Defense (DND)	8,001,512.00	0.70%	0.31%
14	Department of the Interior and Local Government (DILG)	6,703,546.00	0.59%	0.26%
29	The Judiciary	6,651,777.00	0.58%	0.26%
08	State Universities and Colleges (SUCs)	6,058,555.00	0.53%	0.23%
19	Department of Science and Technology (DOST)	5,748,346.00	0.51%	0.22%
23	Department of Transportation and Communications (DOTC)	5,836,775.00	0.51%	0.22%
24	National Economic and Development Authority (NEDA)	5,524,124.00	0.49%	0.21%
35	Budgetary Support to Government Corporations	3,546,602.00	0.31%	0.14%

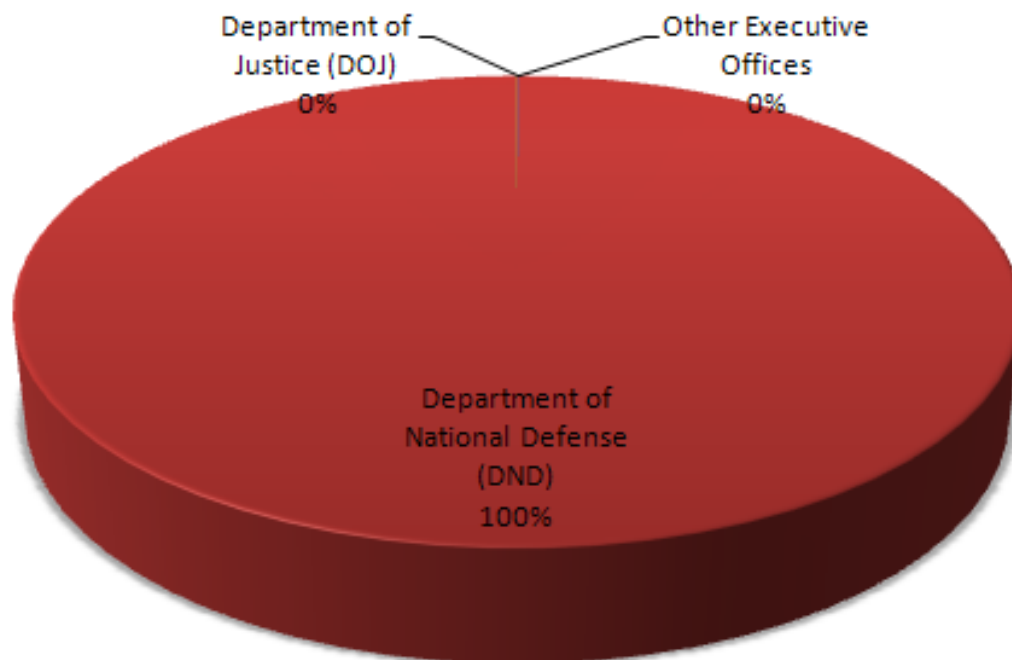
CODE	DEPARTMENT NAME	AMOUNT (In Thousand Pesos)	% SECTOR	% NEP
10	Department of Environment and Natural Resources (DENR)	3,174,951.00	0.28%	0.12%
26	Other Executive Offices	2,941,531.00	0.26%	0.11%
02	Office of the President (OP)	2,602,457.00	0.23%	0.10%
04	Department of Agrarian Reform (DAR)	2,161,610.00	0.19%	0.08%
05	Department of Agriculture (DA)	2,218,543.00	0.19%	0.09%
27	Autonomous Region in Muslim Mindanao (ARMM)	2,013,145.00	0.18%	0.08%
33	Office of the Ombudsman	1,731,504.00	0.15%	0.07%
15	Department of Justice (DOJ)	1,630,882.00	0.14%	0.06%
16	Department of Labor and Employment (DOLE)	1,558,061.00	0.14%	0.06%
06	Department of Budget and Management (DBM)	1,455,942.00	0.13%	0.06%
30	Civil Service Commission (CSC)	1,175,924.00	0.10%	0.05%
20	Department of Social Welfare and Development (DSWD)	1,051,249.00	0.09%	0.04%
22	Department of Trade and Industry (DTI)	976,095.00	0.09%	0.04%
13	Department of Health (DOH)	633,675.00	0.06%	0.02%
21	Department of Tourism (DOT)	616,036.00	0.05%	0.02%
09	Department of Energy (DOE)	325,096.00	0.03%	0.01%
03	Office of the Vice-President (OVP)	226,517.00	0.02%	0.01%
25	Presidential Communications Operations Office (PCOO)	218,778.00	0.02%	0.01%
34	Commission on Human Rights (CHR)	101,512.00	0.01%	0.00%
28	Joint Legislative-Executive Councils	2,897.00	0.00%	0.00%
	TOTAL	1,137,961,851.00	100.00%	43.67%

General Public Services Sector Department Distribution Chart



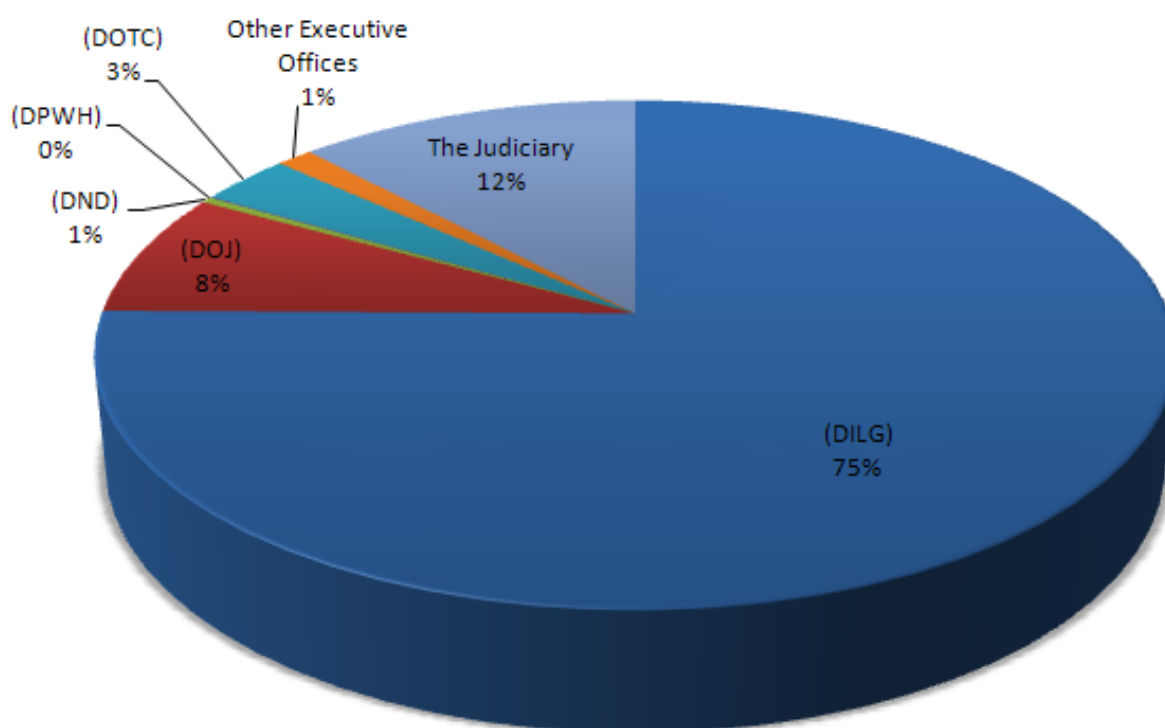
120 DEFENSE SECTOR

CODE	DEPARTMENT NAME	AMOUNT (In Thousand Pesos)	% SECTOR	% NEP
17	Department of National Defense (DND)	87,333,569.00	99.95%	3.35%
26	Other Executive Offices	23,985.00	0.03%	0.00%
15	Department of Justice (DOJ)	17,437.00	0.02%	0.00%
	TOTAL	87,374,991.00	100.00%	3.35%



140 PUBLIC ORDER AND SAFETY SECTOR

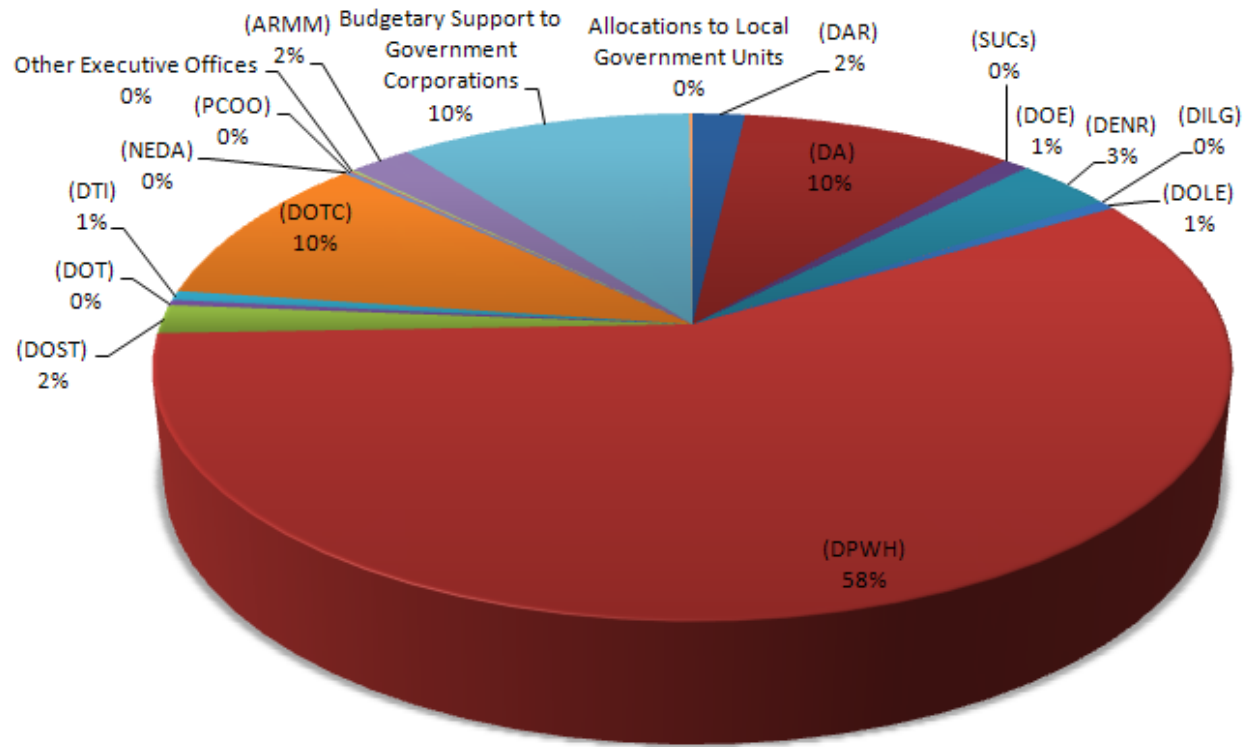
CODE	DEPARTMENT NAME	AMOUNT (In Thousand Pesos)	% SECTOR	% NEP
14	Department of the Interior and Local Government (DILG)	85,537,329.00	75.17%	3.28%
29	The Judiciary	13,633,132.00	11.98%	0.52%
15	Department of Justice (DOJ)	8,981,610.00	7.89%	0.34%
23	Department of Transportation and Communications (DOTC)	3,690,263.00	3.24%	0.14%
26	Other Executive Offices	1,460,478.00	1.28%	0.06%
17	Department of National Defense (DND)	426,583.00	0.37%	0.02%
18	Department of Public Works and Highways (DPWH)	66,500.00	0.06%	0.00%
	TOTAL	113,795,895.00	100.00%	4.37%



160 ECONOMIC AFFAIRS SECTOR

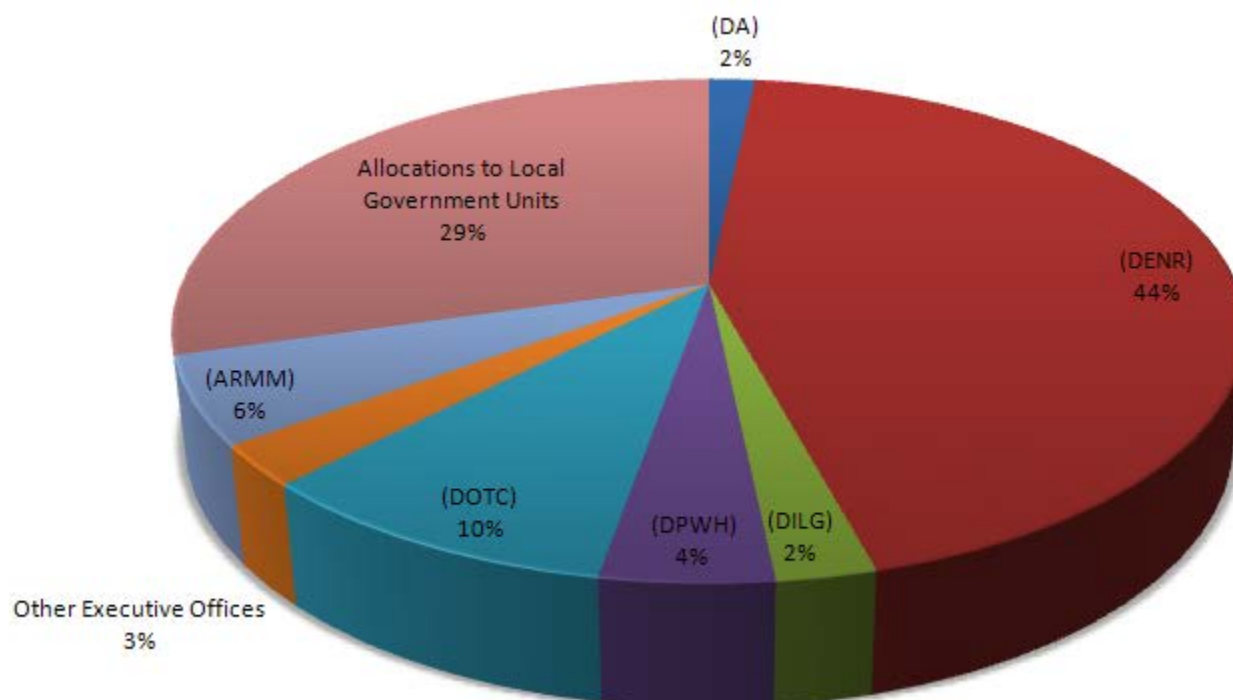
CODE	DEPARTMENT NAME	AMOUNT (In Thousand Pesos)	% SECTOR	% NEP
18	Department of Public Works and Highways (DPWH)	264,546,997.00	57.99%	10.15%
35	Budgetary Support to Government Corporations	46,951,290.00	10.29%	1.80%
23	Department of Transportation and Communications (DOTC)	44,538,273.00	9.76%	1.71%
05	Department of Agriculture (DA)	44,082,930.00	9.66%	1.69%
10	Department of Environment and Natural Resources (DENR)	15,640,732.00	3.43%	0.60%
27	Autonomous Region in Muslim Mindanao (ARMM)	10,101,756.00	2.21%	0.39%
04	Department of Agrarian Reform (DAR)	8,424,564.00	1.85%	0.32%
19	Department of Science and Technology (DOST)	8,357,640.00	1.83%	0.32%
09	Department of Energy (DOE)	4,134,516.00	0.91%	0.16%
22	Department of Trade and Industry (DTI)	2,774,165.00	0.61%	0.11%
16	Department of Labor and Employment (DOLE)	2,683,490.00	0.59%	0.10%
21	Department of Tourism (DOT)	1,565,888.00	0.34%	0.06%
24	National Economic and Development Authority (NEDA)	885,439.00	0.19%	0.03%
26	Other Executive Offices	556,935.00	0.12%	0.02%
36	Allocations to Local Government Units	531,889.00	0.12%	0.02%
25	Presidential Communications Operations Office (PCOO)	378,419.00	0.08%	0.01%
08	State Universities and Colleges (SUCs)	3,000.00	0.00%	0.00%
14	Department of the Interior and Local Government (DILG)	9,105.00	0.00%	0.00%
	TOTAL	456,167,028.00	100.00%	17.50%

Economic Affairs Sector Department Distribution Chart



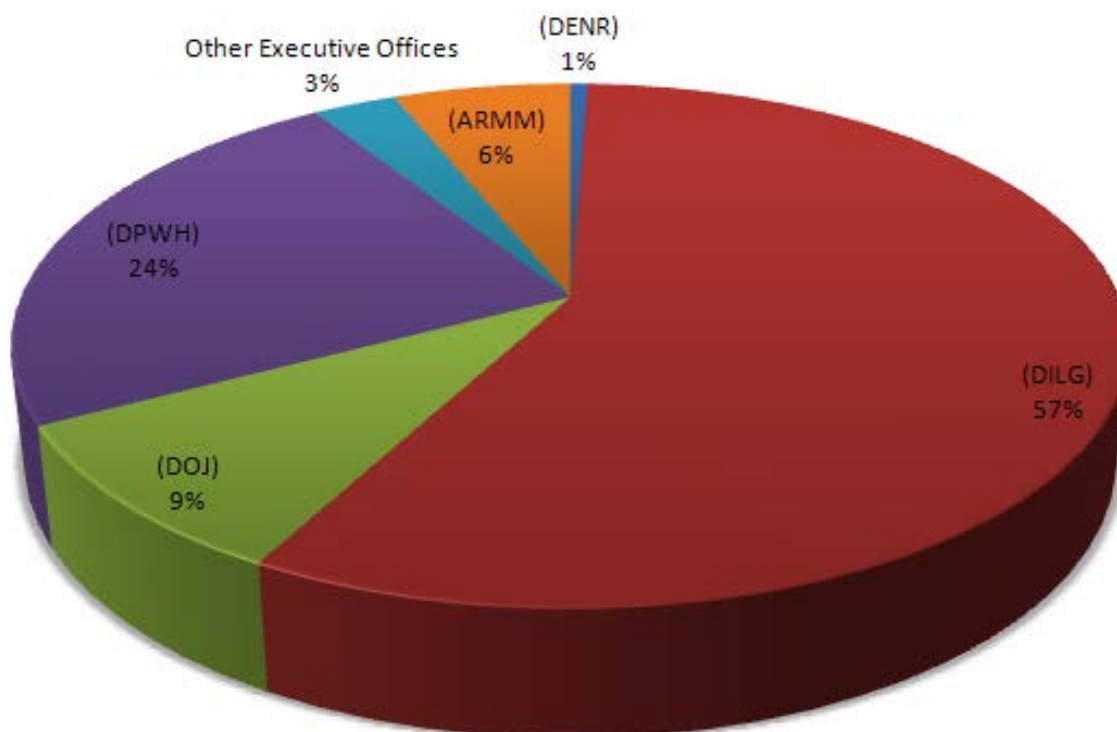
180 ENVIRONMENTAL PROTECTION SECTOR

CODE	DEPARTMENT NAME	AMOUNT (In Thousand Pesos)	% SECTOR	% NEP
10	Department of Environment and Natural Resources (DENR)	2,184,535.00	44.15%	0.08%
36	Allocations to Local Government Units	1,458,473.00	29.48%	0.06%
23	Department of Transportation and Communications (DOTC)	472,388.00	9.55%	0.02%
27	Autonomous Region in Muslim Mindanao (ARMM)	277,157.00	5.60%	0.01%
18	Department of Public Works and Highways (DPWH)	218,000.00	4.41%	0.01%
26	Other Executive Offices	129,696.00	2.62%	0.00%
14	Department of the Interior and Local Government (DILG)	126,000.00	2.55%	0.00%
05	Department of Agriculture (DA)	81,777.00	1.65%	0.00%
	TOTAL	4,948,026.00	100.00%	0.19%



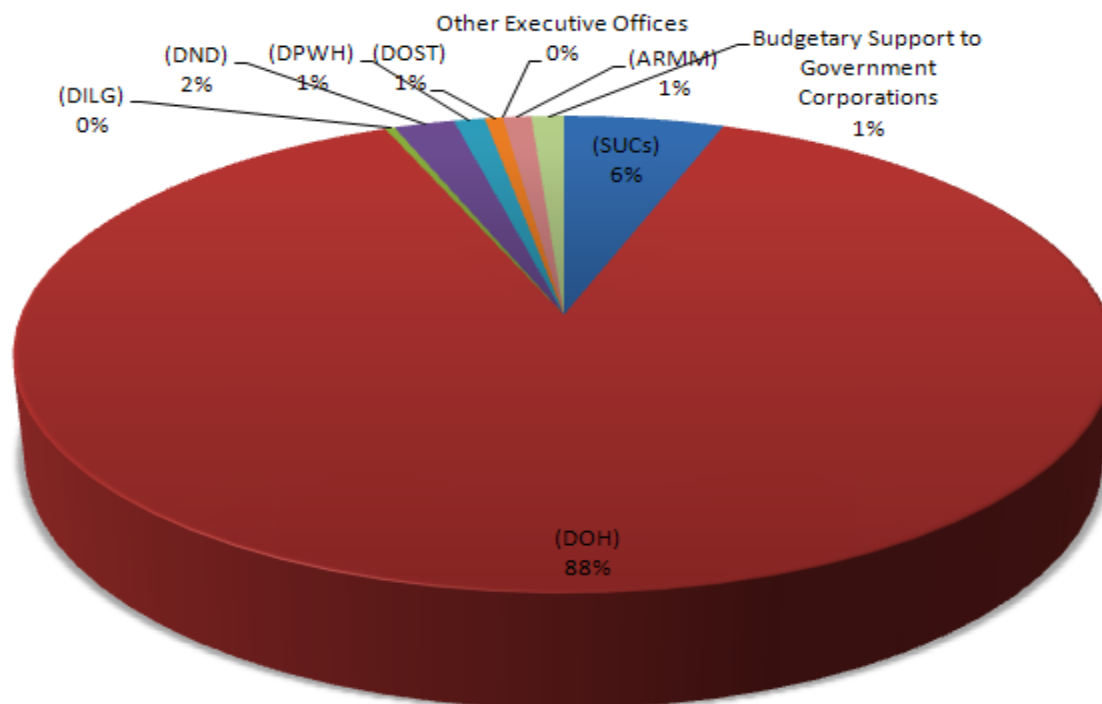
200 HOUSING AND COMMUNITY AMENITIES SECTOR

CODE	DEPARTMENT NAME	AMOUNT (In Thousand Pesos)	% SECTOR	% NEP
14	Department of the Interior and Local Government (DILG)	7,237,864.00	57.30%	0.28%
18	Department of Public Works and Highways (DPWH)	2,990,068.00	23.67%	0.11%
15	Department of Justice (DOJ)	1,188,265.00	9.41%	0.05%
27	Autonomous Region in Muslim Mindanao (ARMM)	776,026.00	6.14%	0.03%
26	Other Executive Offices	365,762.00	2.90%	0.01%
10	Department of Environment and Natural Resources (DENR)	74,228.00	0.59%	0.00%
	TOTAL	12,632,213.00	100.00%	0.48%



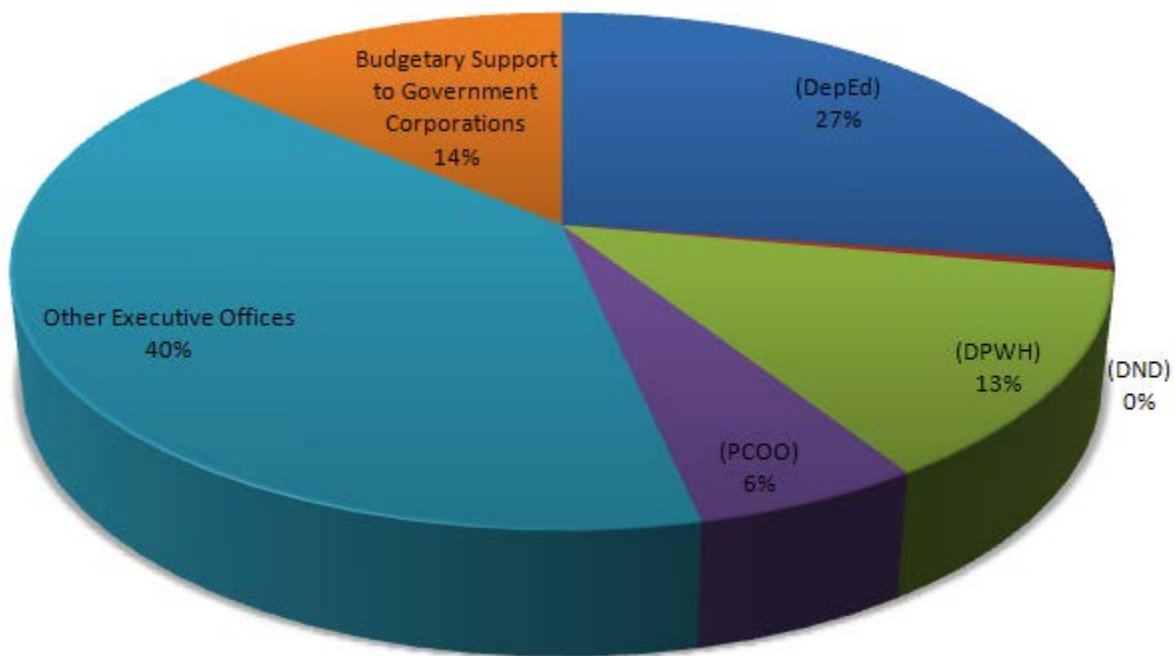
220 HEALTH SECTOR

CODE	DEPARTMENT NAME	AMOUNT (In Thousand Pesos)	% SECTOR	% NEP
13	Department of Health (DOH)	87,258,152.00	88.28%	3.35%
08	State Universities and Colleges (SUCs)	5,452,011.00	5.52%	0.21%
17	Department of National Defense (DND)	2,051,837.00	2.08%	0.08%
35	Budgetary Support to Government Corporations	1,111,129.00	1.12%	0.04%
18	Department of Public Works and Highways (DPWH)	1,059,400.00	1.07%	0.04%
27	Autonomous Region in Muslim Mindanao (ARMM)	961,604.00	0.97%	0.04%
19	Department of Science and Technology (DOST)	613,621.00	0.62%	0.02%
14	Department of the Interior and Local Government (DILG)	326,418.00	0.33%	0.01%
26	Other Executive Offices	3,966.00	0.00%	0.00%
	TOTAL	98,838,138.00	100.00%	3.79%



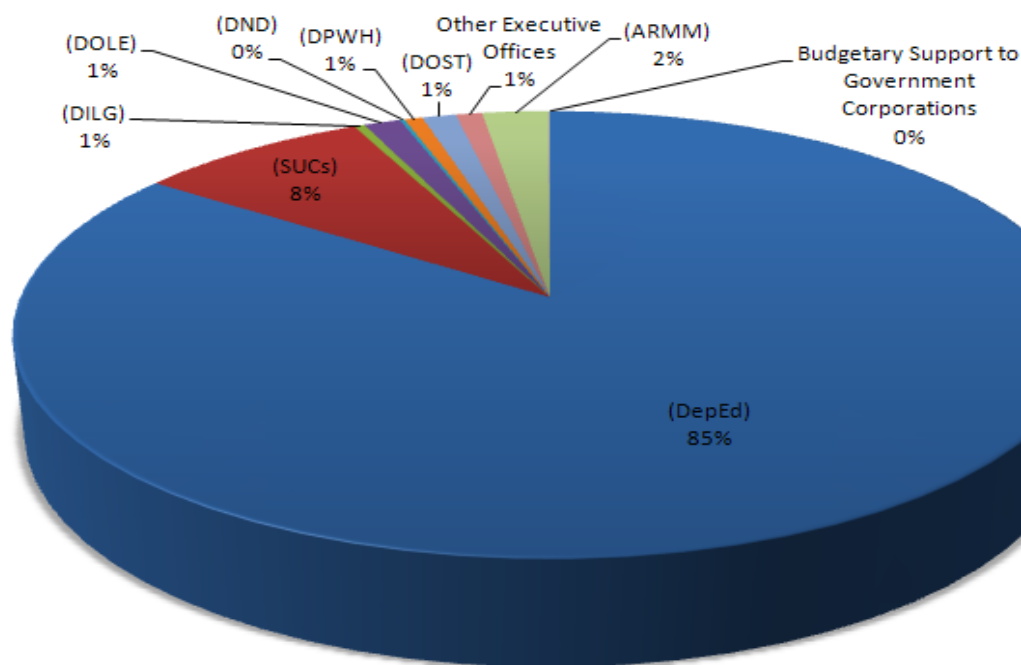
240 RECREATION AND CULTURE SECTOR

CODE	DEPARTMENT NAME	AMOUNT (In Thousand Pesos)	% SECTOR	% NEP
26	Other Executive Offices	2,968,833.00	39.75%	0.11%
07	Department of Education (DepEd)	2,042,581.00	27.35%	0.08%
35	Budgetary Support to Government Corporations	1,020,212.00	13.66%	0.04%
18	Department of Public Works and Highways (DPWH)	977,408.00	13.09%	0.04%
25	Presidential Communications Operations Office (PCOO)	424,775.00	5.69%	0.02%
17	Department of National Defense (DND)	35,425.00	0.47%	0.00%
	TOTAL	7,469,234.00	100.00%	0.29%



260 EDUCATION SECTOR

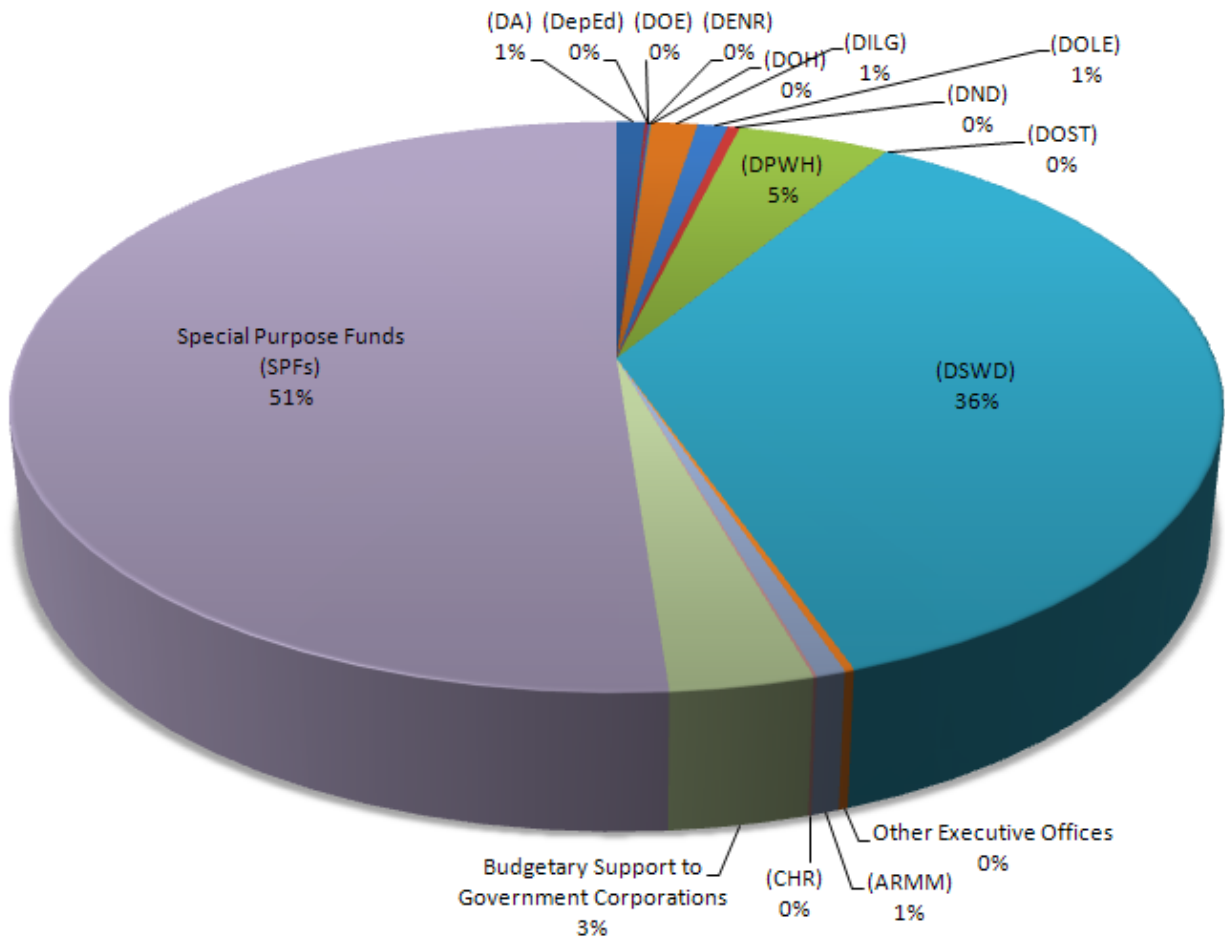
CODE	DEPARTMENT NAME	AMOUNT (In Thousand Pesos)	% SECTOR	% NEP
07	Department of Education (DepEd)	327,558,686.00	84.77%	12.57%
08	State Universities and Colleges (SUCs)	31,828,770.00	8.24%	1.22%
27	Autonomous Region in Muslim Mindanao (ARMM)	9,089,420.00	2.35%	0.35%
16	Department of Labor and Employment (DOLE)	5,034,227.00	1.30%	0.19%
19	Department of Science and Technology (DOST)	4,607,113.00	1.19%	0.18%
26	Other Executive Offices	3,598,787.00	0.93%	0.14%
18	Department of Public Works and Highways (DPWH)	2,489,273.00	0.64%	0.10%
14	Department of the Interior and Local Government (DILG)	1,406,138.00	0.36%	0.05%
17	Department of National Defense (DND)	629,521.00	0.16%	0.02%
35	Budgetary Support to Government Corporations	160,650.00	0.04%	0.01%
	TOTAL	386,402,585.00	100.00%	14.83%



280 SOCIAL PROTECTION SECTOR

CODE	DEPARTMENT NAME	AMOUNT (In Thousand Pesos)	% SECTOR	% NEP
	Special Purpose Funds (SPFs)	153,716,386.00	51.17%	5.90%
20	Department of Social Welfare and Development (DSWD)	107,918,446.00	35.92%	4.14%
18	Department of Public Works and Highways (DPWH)	14,372,533.00	4.78%	0.55%
35	Budgetary Support to Government Corporations	9,845,455.00	3.28%	0.38%
14	Department of the Interior and Local Government (DILG)	4,388,349.00	1.46%	0.17%
16	Department of Labor and Employment (DOLE)	2,817,983.00	0.94%	0.11%
05	Department of Agriculture (DA)	2,678,240.00	0.89%	0.10%
27	Autonomous Region in Muslim Mindanao (ARMM)	2,010,156.00	0.67%	0.08%
17	Department of National Defense (DND)	1,160,889.00	0.39%	0.04%
26	Other Executive Offices	672,938.00	0.22%	0.03%
07	Department of Education (DepEd)	231,175.00	0.08%	0.01%
34	Commission on Human Rights (CHR)	239,938.00	0.08%	0.01%
10	Department of Environment and Natural Resources (DENR)	200,000.00	0.07%	0.01%
13	Department of Health (DOH)	129,035.00	0.04%	0.00%
19	Department of Science and Technology (DOST)	25,196.00	0.01%	0.00%
09	Department of Energy (DOE)	3,320.00	0.00%	0.00%
	TOTAL	300,410,039.00	100.00%	11.53%

Social Protection Sector Department Distribution Chart



SECTION 5 – SUB-SECTOR BREAKDOWN BY DEPARTMENT

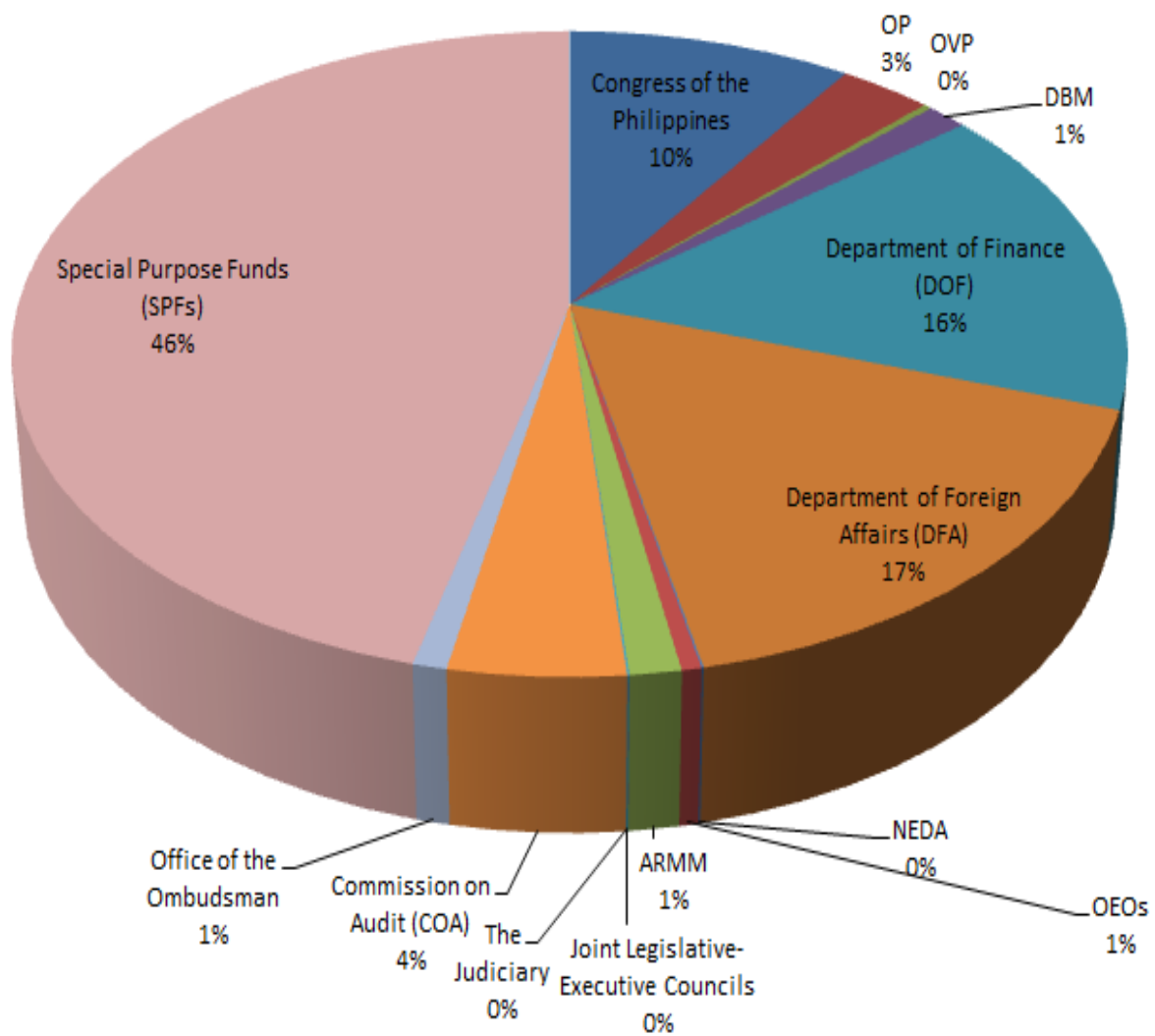
This Section provides the detailed breakdown on the proposed FY 2015 National Budget for each Sub-Sector by Department. This section is organized by Sector showing separately each respective Sub-Sector.

100: GENERAL PUBLIC SERVICES SECTOR

101 Executive and legislative organs, financial and fiscal affairs, external affairs

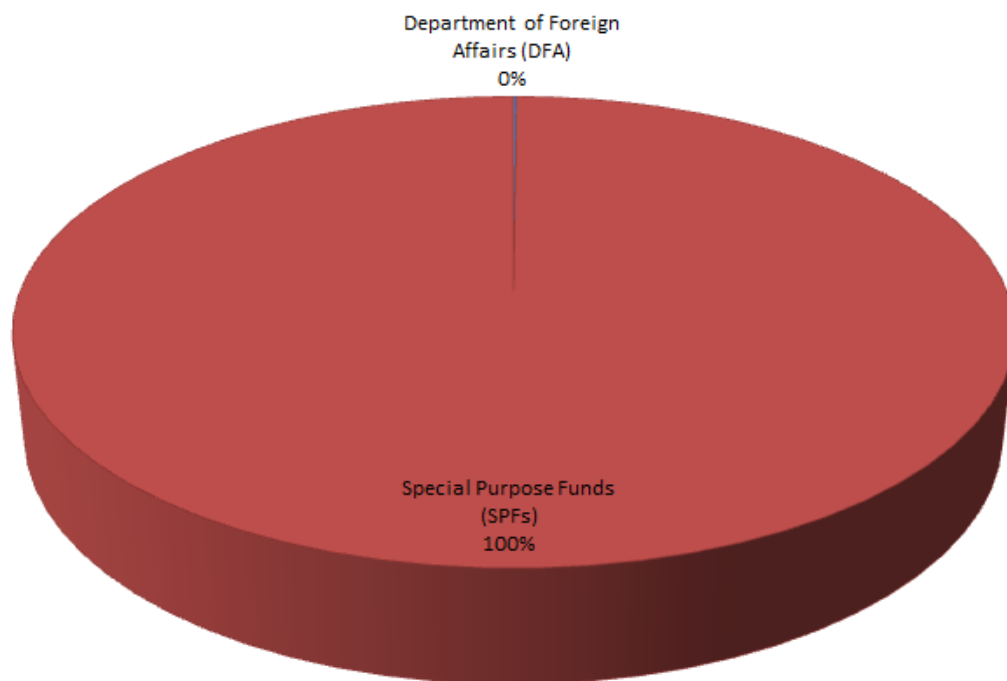
DEPARTMENT NAME	AMOUNT (In Thousand Pesos)	% (Sub-Sector)	% NEP
Special Purpose Funds (SPFs)	30,107,096.00	46.11%	1.155%
Department of Foreign Affairs (DFA)	10,781,912.00	16.51%	0.414%
Department of Finance (DOF)	10,384,691.00	15.90%	0.398%
Congress of the Philippines	6,231,975.00	9.54%	0.239%
Commission on Audit (COA)	2,898,379.00	4.44%	0.111%
Office of the President (OP)	2,020,685.00	3.09%	0.078%
Department of Budget and Management (DBM)	890,702.00	1.36%	0.034%
Autonomous Region in Muslim Mindanao (ARMM)	844,517.00	1.29%	0.032%
Office of the Ombudsman	560,688.00	0.86%	0.022%
Other Executive Offices	323,428.00	0.50%	0.012%
Office of the Vice-President (OVP)	180,420.00	0.28%	0.007%
National Economic and Development Authority (NEDA)	33,152.00	0.05%	0.001%
The Judiciary	34,879.00	0.05%	0.001%
Joint Legislative-Executive Councils	2,897.00	0.00%	0.000%
TOTAL	65,295,421.00	100.00%	2.506%

Executive and Legislative Organs, Financial and Fiscal Affairs, External Affairs Sub-Sector Department Distribution Chart



102 Foreign Economic Aid

DEPARTMENT NAME	AMOUNT (In Thousand Pesos)	% (Sub-sector)	% NEP
Special Purpose Funds (SPFs)	2,811,867.00	99.88%	0.108%
Department of Foreign Affairs (DFA)	3,275.00	0.12%	0.000%
TOTAL	2,815,142.00	100.00%	0.108%



103 General Services

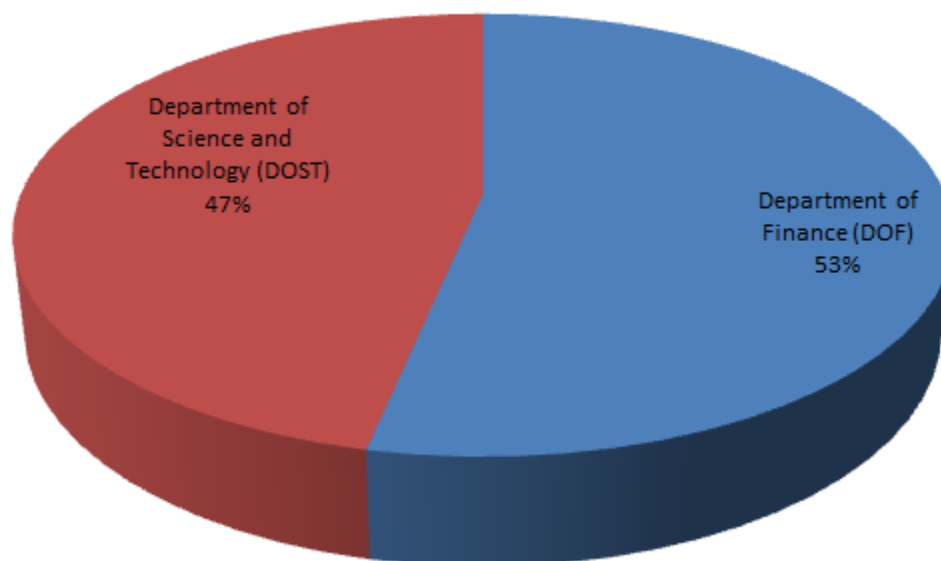
DEPARTMENT NAME	AMOUNT (In Thousand Pesos)	% Subsector	% NEP
Special Purpose Funds (SPFs)	123,042,443.00	52.93%	4.72%
Department of Public Works and Highways (DPWH)	13,798,941.00	5.94%	0.53%
Department of Education (DepEd)	9,455,564.00	4.07%	0.36%
Department of National Defense (DND)	8,001,512.00	3.44%	0.31%
The Judiciary	6,586,898.00	2.83%	0.25%
State Universities and Colleges (SUCs)	6,058,555.00	2.61%	0.23%
Department of Transportation and Communications (DOTC)	5,836,775.00	2.51%	0.22%
Department of Science and Technology (DOST)	5,723,361.00	2.46%	0.22%
Department of the Interior and Local Government (DILG)	5,665,588.00	2.44%	0.22%
National Economic and Development Authority (NEDA)	5,490,972.00	2.36%	0.21%
Commission on Audit (COA)	5,264,374.00	2.26%	0.20%
Congress of the Philippines	4,858,702.00	2.09%	0.19%
Department of Finance (DOF)	3,933,222.00	1.69%	0.15%
Budgetary Support to Government Corporations	3,546,602.00	1.53%	0.14%
Department of Environment and Natural Resources (DENR)	3,174,951.00	1.37%	0.12%
Other Executive Offices	2,509,277.00	1.08%	0.10%
Department of Agriculture (DA)	2,218,543.00	0.95%	0.09%
Department of Foreign Affairs (DFA)	2,183,990.00	0.94%	0.08%
Department of Agrarian Reform (DAR)	2,161,610.00	0.93%	0.08%
Department of Justice (DOJ)	1,630,882.00	0.70%	0.06%
Department of Labor and Employment (DOLE)	1,558,061.00	0.67%	0.06%
Civil Service Commission (CSC)	1,175,924.00	0.51%	0.05%
Autonomous Region in Muslim Mindanao (ARMM)	1,168,628.00	0.50%	0.04%
Office of the Ombudsman	1,170,816.00	0.50%	0.04%
Commission on Elections (COMELEC)	1,127,667.00	0.49%	0.04%
Department of Social Welfare and Development (DSWD)	1,051,249.00	0.45%	0.04%
Department of Trade and Industry (DTI)	976,095.00	0.42%	0.04%
Department of Health (DOH)	633,675.00	0.27%	0.02%
Department of Tourism (DOT)	616,036.00	0.27%	0.02%
Office of the President (OP)	581,772.00	0.25%	0.02%

104 Basic Research

DEPARTMENT NAME	AMOUNT (In Thousand Pesos)	% (Sub-sector)	% NEP
The Judiciary	30,000.00	100.00%	0.001%

105 R&D General Public Services

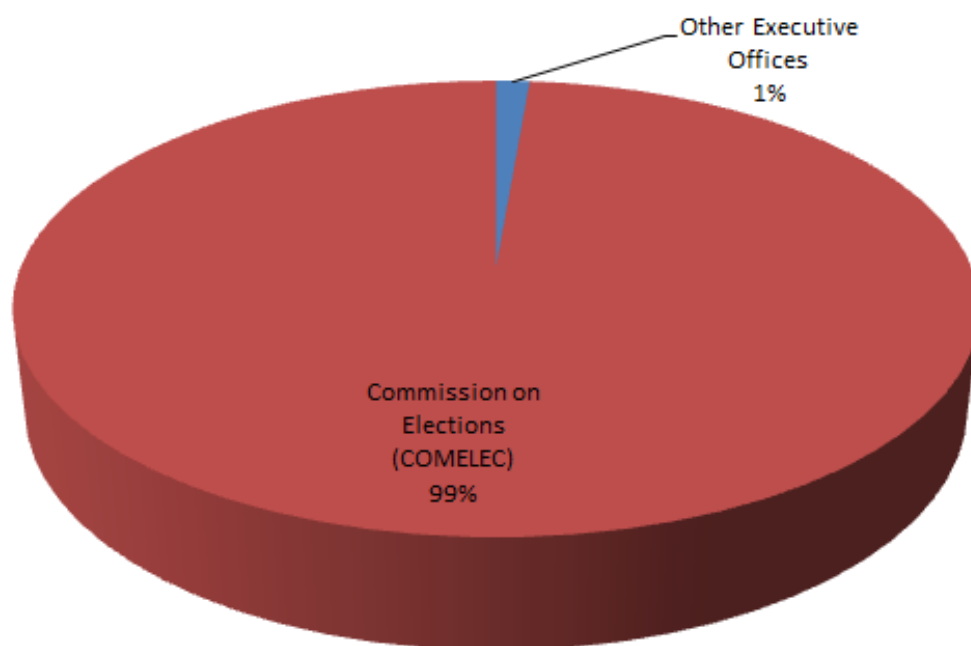
DEPARTMENT NAME	AMOUNT (In Thousand Pesos)	% (Sub-sector)	% NEP
Department of Finance (DOF)	28,528.00	53.31%	0.001%
Department of Science and Technology (DOST)	24,985.00	46.69%	0.001%
TOTAL	53,513.00	100.00%	0.002%



106 General Public Services n.e.c.

DEPARTMENT NAME	AMOUNT (In Thousand Pesos)	% Subsector	% NEP
Commission on Elections (COMELEC)	15,816,433.00	99.32%	0.607%
Other Executive Offices	108,826.00	0.68%	0.004%
TOTAL	15,925,259.00	100.00%	0.611%

Note: n.e.c. is Not Elsewhere Classified



107 Public Debt Transactions

DEPARTMENT NAME	AMOUNT (In Thousand Pesos)	% (Sub-sector)	% NEP
Special Purpose Funds (SPFs)	399,363,000.00	100.00%	15.325%

108 Transfers of a General Character Between Different Levels of Government

DEPARTMENT NAME	AMOUNT (In Thousand Pesos)	% (Sub-sector)	% NEP
Special Purpose Funds (SPFs)	420,982,150.00	100.00%	16.154%

109 Governance / Government Institutions and Regulatory Regime

DEPARTMENT NAME	AMOUNT (In Thousand Pesos)	% (Sub-sector)	% NEP
Department of the Interior and Local Government (DILG)	1,037,958.00	100.00%	0.040%

120: DEFENSE SECTOR

121 Military Defense

DEPARTMENT NAME	AMOUNT (In Thousand Pesos)	% (Sub-sector)	% NEP
Department of National Defense (DND)	85,646,864.00	100.00%	3.287%

122 Civil Defense

DEPARTMENT NAME	AMOUNT (In Thousand Pesos)	% (Sub-sector)	% NEP
Department of National Defense (DND)	418,751.00	100.00%	0.016%

123 Foreign Military Aid

DEPARTMENT NAME	AMOUNT (In Thousand Pesos)	% (Sub-sector)	% NEP
Department of National Defense (DND)	8,259.00	100.00%	0.000%

124 R&D Defense

DEPARTMENT NAME	AMOUNT (In Thousand Pesos)	% (Sub-sector)	% NEP
Other Executive Offices	21,750.00	100.00%	0.001%

126 Defense Against Cybercrimes

DEPARTMENT NAME	AMOUNT (In Thousand Pesos)	% (Sub-sector)	% NEP
Department of Justice (DOJ)	17,437.00	100.00%	0.001%

127 Defense n.e.c.

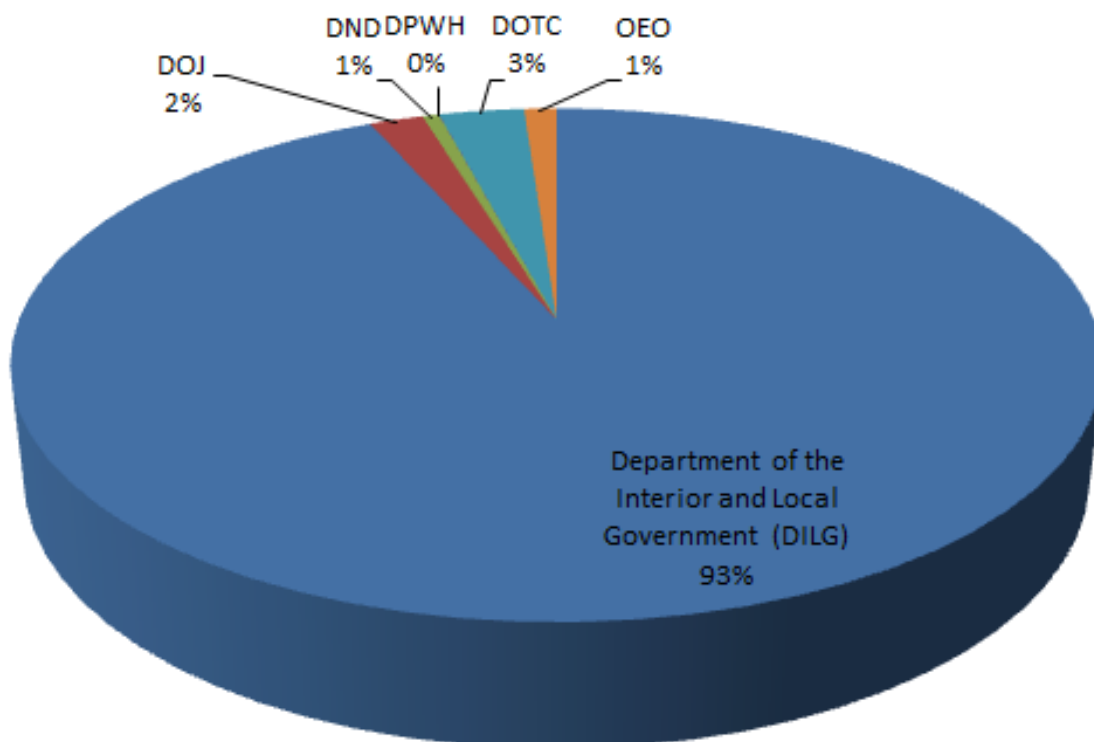
DEPARTMENT NAME	AMOUNT (In Thousand Pesos)	% (Sub-sector)	% NEP
Other Executive Offices	2,235.00	100.00%	0.00%

Note: n.e.c. is Not Elsewhere Classified

140: PUBLIC ORDER AND SAFETY SECTOR

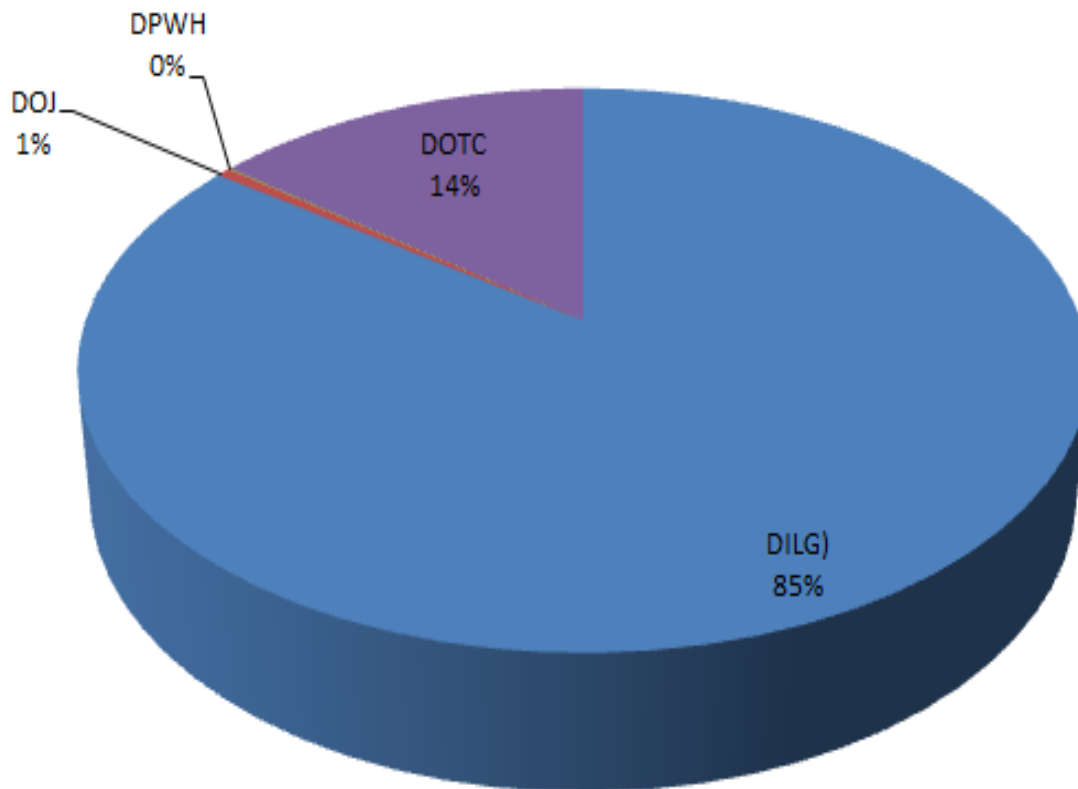
141 Police Services

DEPARTMENT NAME	AMOUNT (In Thousand Pesos)	% (Sub-sector)	% NEP
Department of the Interior and Local Government (DILG)	68,952,296.00	93.39%	2.646%
Department of Transportation and Communications (DOTC)	2,205,898.00	2.99%	0.085%
Department of Justice (DOJ)	1,395,228.00	1.89%	0.054%
Other Executive Offices	842,114.00	1.14%	0.032%
Department of National Defense (DND)	426,583.00	0.58%	0.016%
Department of Public Works and Highways (DPWH)	9,000.00	0.01%	0.000%
TOTAL	73,831,119.00	100.00%	2.833%



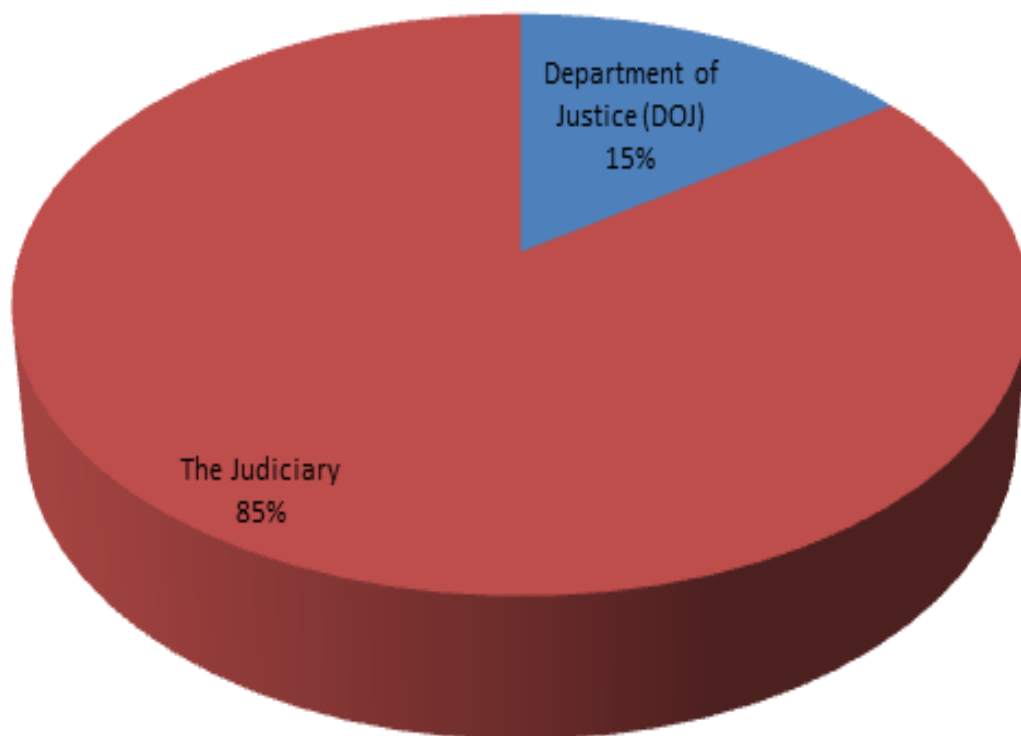
142 Fire-Protection Services

DEPARTMENT NAME	AMOUNT (In Thousand Pesos)	% (Sub-sector)	% NEP
Department of the Interior and Local Government (DILG)	8,742,830.00	84.98%	0.335%
Department of Transportation and Communications (DOTC)	1,484,365.00	14.43%	0.057%
Department of Justice (DOJ)	53,324.00	0.52%	0.002%
Department of Public Works and Highways (DPWH)	7,500.00	0.07%	0.000%
TOTAL	10,288,019.00	100.00%	0.395%



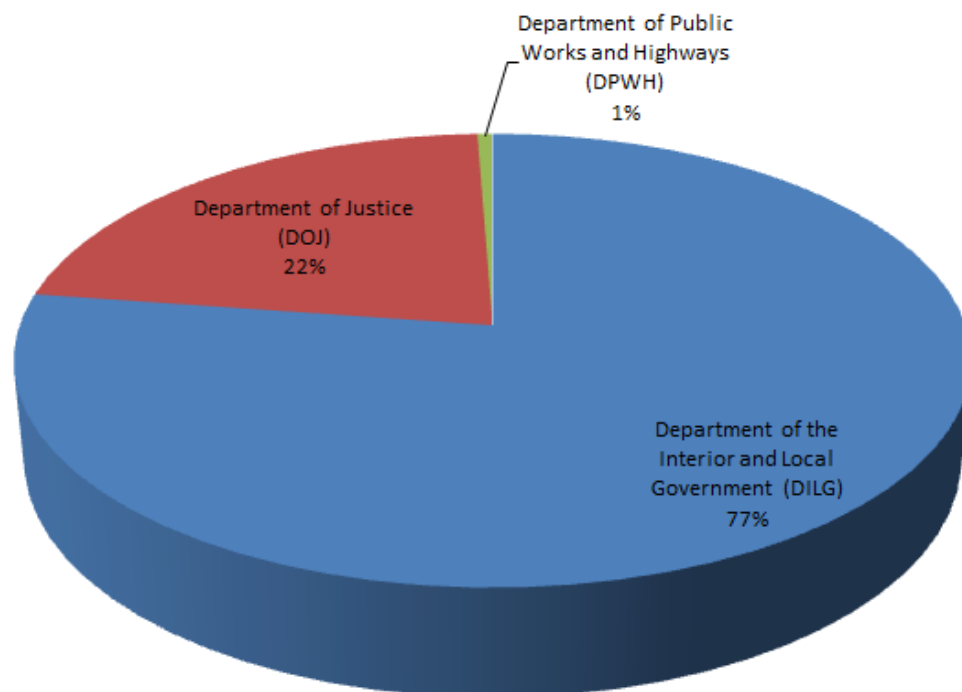
143 Law Courts

DEPARTMENT NAME	AMOUNT (In Thousand Pesos)	% (Sub-sector)	% NEP
The Judiciary	13,633,132.00	84.76%	0.523%
Department of Justice (DOJ)	2,450,667.00	15.24%	0.094%
TOTAL	16,083,799.00	100.00%	0.617%



144 Prisons

DEPARTMENT NAME	AMOUNT (In Thousand Pesos)	% (Sub-sector)	% NEP
Department of the Interior and Local Government (DILG)	6,478,510.00	77.29%	0.249%
Department of Justice (DOJ)	1,853,898.00	22.12%	0.071%
Department of Public Works and Highways (DPWH)	50,000.00	0.60%	0.002%
TOTAL	8,382,408.00	22.71%	0.322%



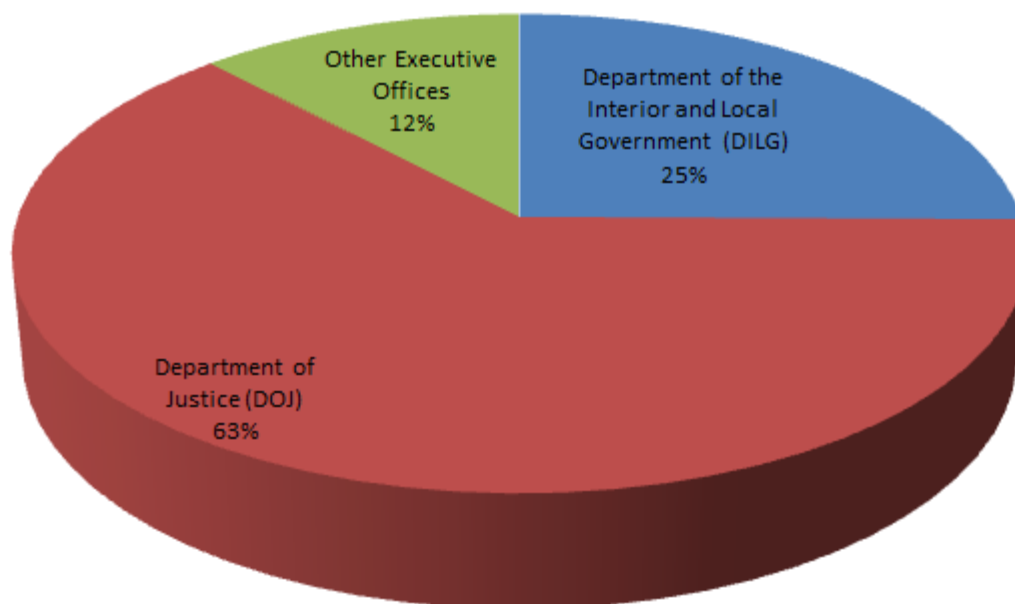
145 R&D Public Order and Safety

DEPARTMENT	AMOUNT (In Thousand Pesos)	% (Sub-sector)	% NEP
Department of the Interior and Local Government (DILG)	67,819.00	100.00%	0.003%

146 Public order and safety n.e.c.

DEPARTMENT NAME	AMOUNT (In Thousand Pesos)	% (Sub-sector)	% NEP
Department of Justice (DOJ)	3,228,493.00	62.78%	0.124%
Department of the Interior and Local Government (DILG)	1,295,874.00	25.20%	0.050%
Other Executive Offices	618,364.00	12.02%	0.024%
TOTAL	5,142,731.00	100.00%	0.197%

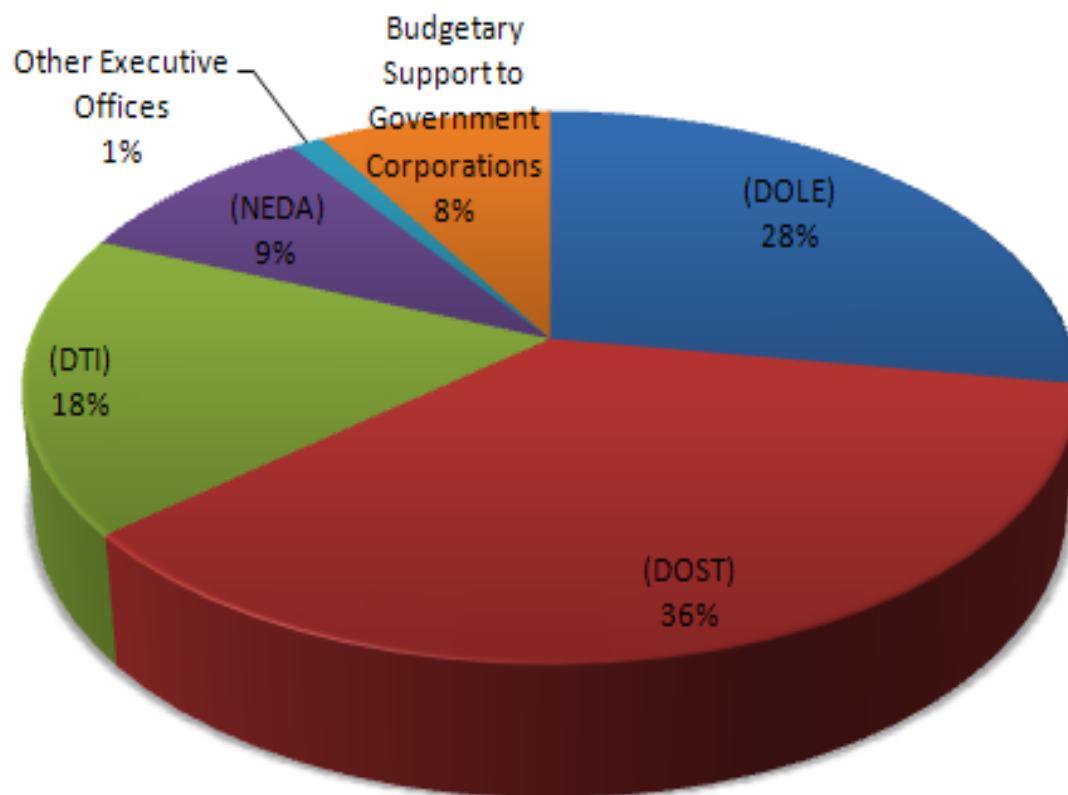
Note: n.e.c. is Not Elsewhere Classified



160: ECONOMIC AFFAIRS SECTOR

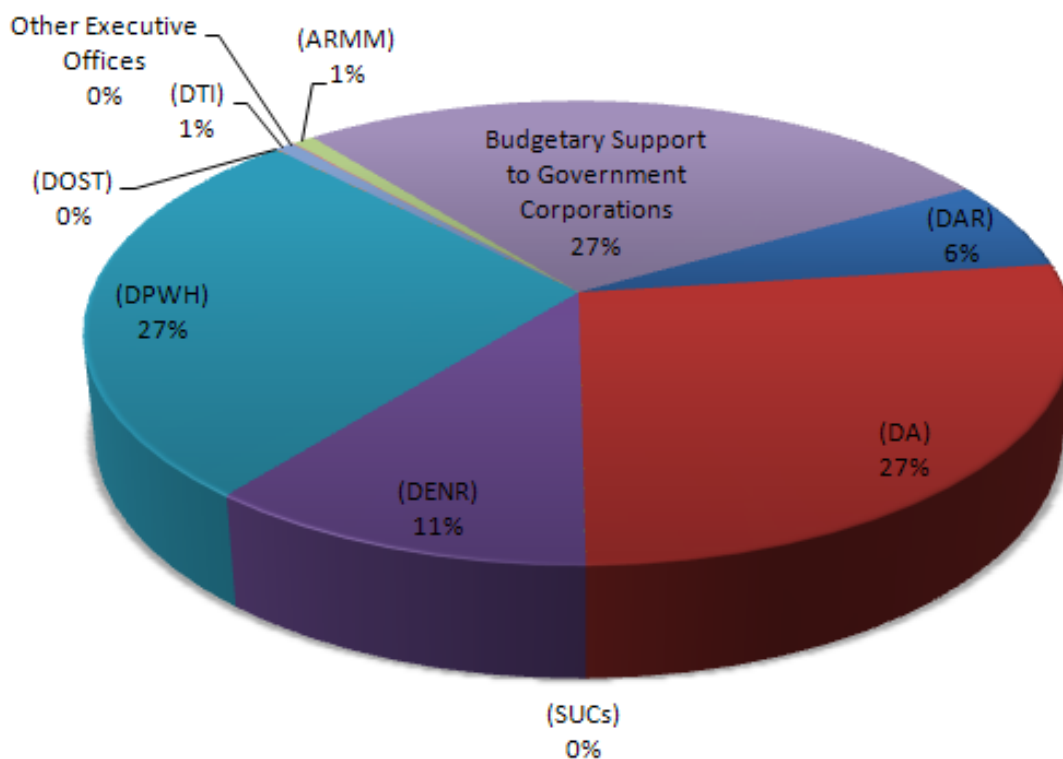
161 General Economic, Commercial and Labor Affairs

DEPARTMENT	AMOUNT (In Thousand Pesos)	% (Sub-sector)	% NEP
Department of Science and Technology (DOST)	3,494,727.00	36.11%	0.13%
Department of Labor and Employment (DOLE)	2,671,114.00	27.60%	0.10%
Department of Trade and Industry (DTI)	1,700,481.00	17.57%	0.07%
National Economic and Development Authority (NEDA)	875,652.00	9.05%	0.03%
Budgetary Support to Government Corporations	819,334.00	8.47%	0.03%
Other Executive Offices	115,791.00	1.20%	0.00%
TOTAL	9,677,099.00	100.00%	0.37%



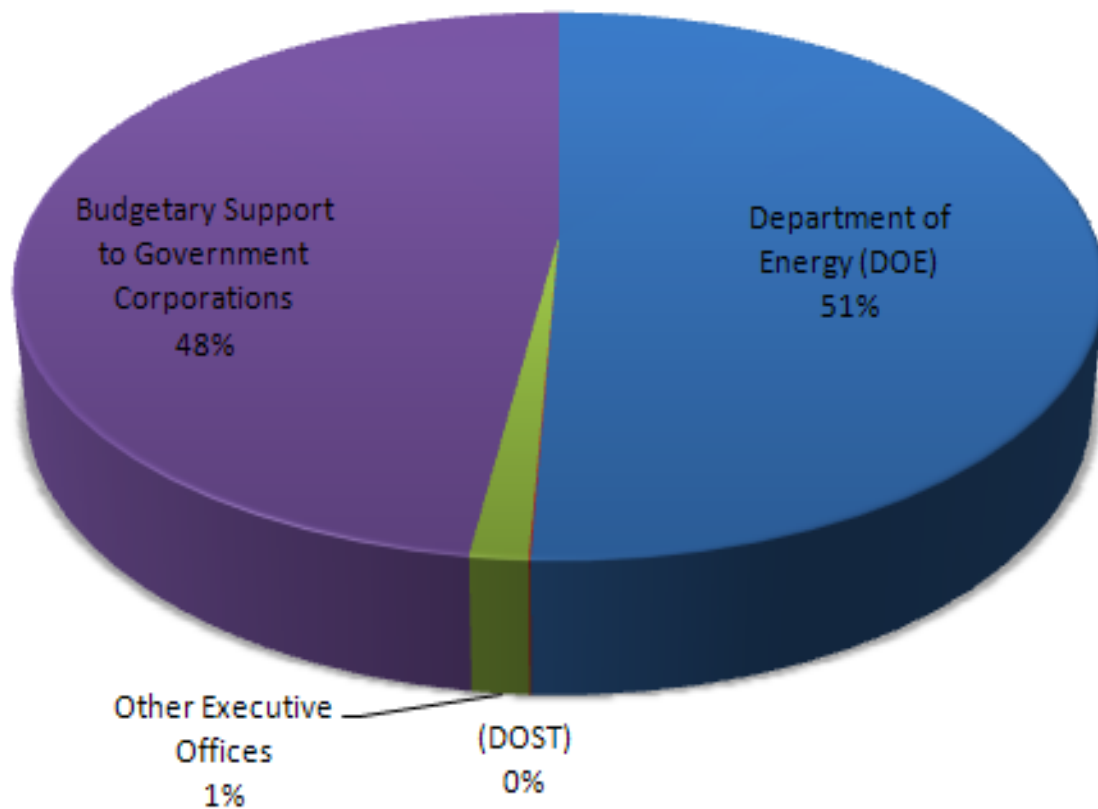
162 Agriculture, Forestry, Fishing and Hunting

DEPARTMENT NAME	AMOUNT (In Thousand Pesos)	% (Sub-sector)	% NEP
Budgetary Support to Government Corporations	36,456,051.00	27.34%	1.40%
Department of Public Works and Highways (DPWH)	35,903,312.00	26.93%	1.38%
Department of Agriculture (DA)	35,764,187.00	26.82%	1.37%
Department of Environment and Natural Resources (DENR)	14,575,842.00	10.93%	0.56%
Department of Agrarian Reform (DAR)	8,424,564.00	6.32%	0.32%
Autonomous Region in Muslim Mindanao (ARMM)	1,114,018.00	0.84%	0.04%
Department of Trade and Industry (DTI)	985,282.00	0.74%	0.04%
Other Executive Offices	98,157.00	0.07%	0.00%
Department of Science and Technology (DOST)	19,798.00	0.01%	0.00%
State Universities and Colleges (SUCs)	3,000.00	0.00%	0.00%
TOTAL	133,344,211.00	100.00%	5.12%



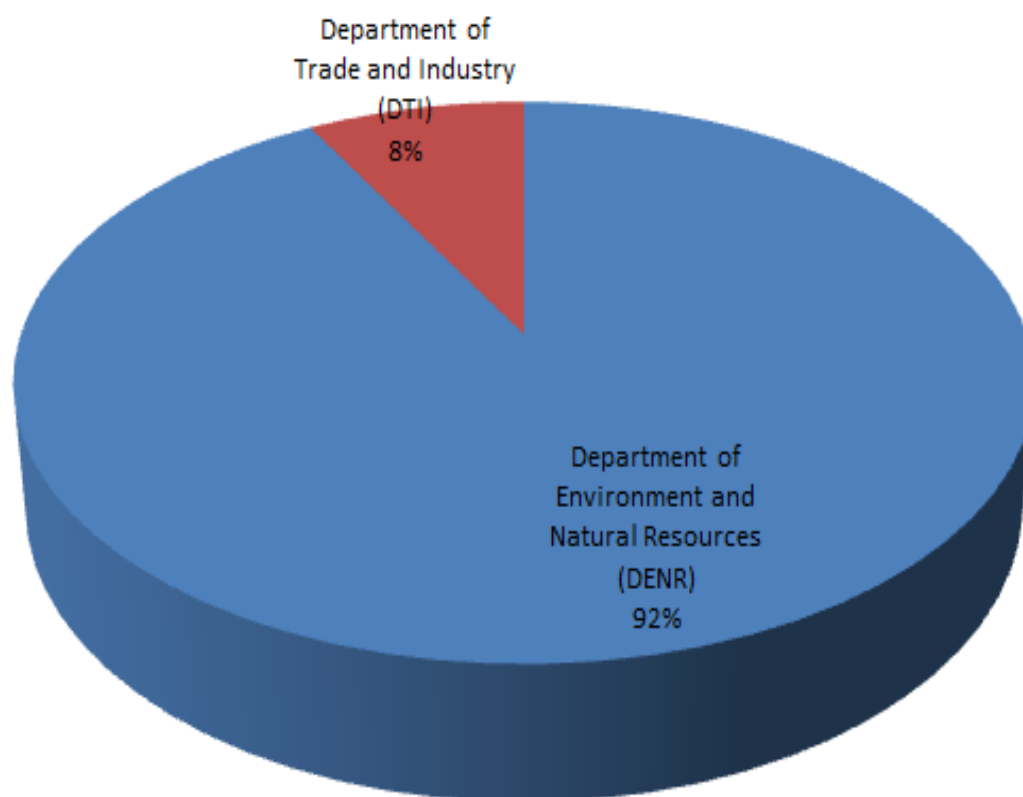
163 Fuel and Energy

DEPARTMENT NAME	AMOUNT (In Thousand Pesos)	% (Sub-sector)	% NEP
Department of Energy (DOE)	4,134,516.00	50.68%	0.16%
Budgetary Support to Government Corporations	3,900,000.00	47.81%	0.15%
Other Executive Offices	118,571.00	1.45%	0.00%
Department of Science and Technology (DOST)	4,500.00	0.06%	0.00%
TOTAL	8,157,587.00	100.00%	0.31%



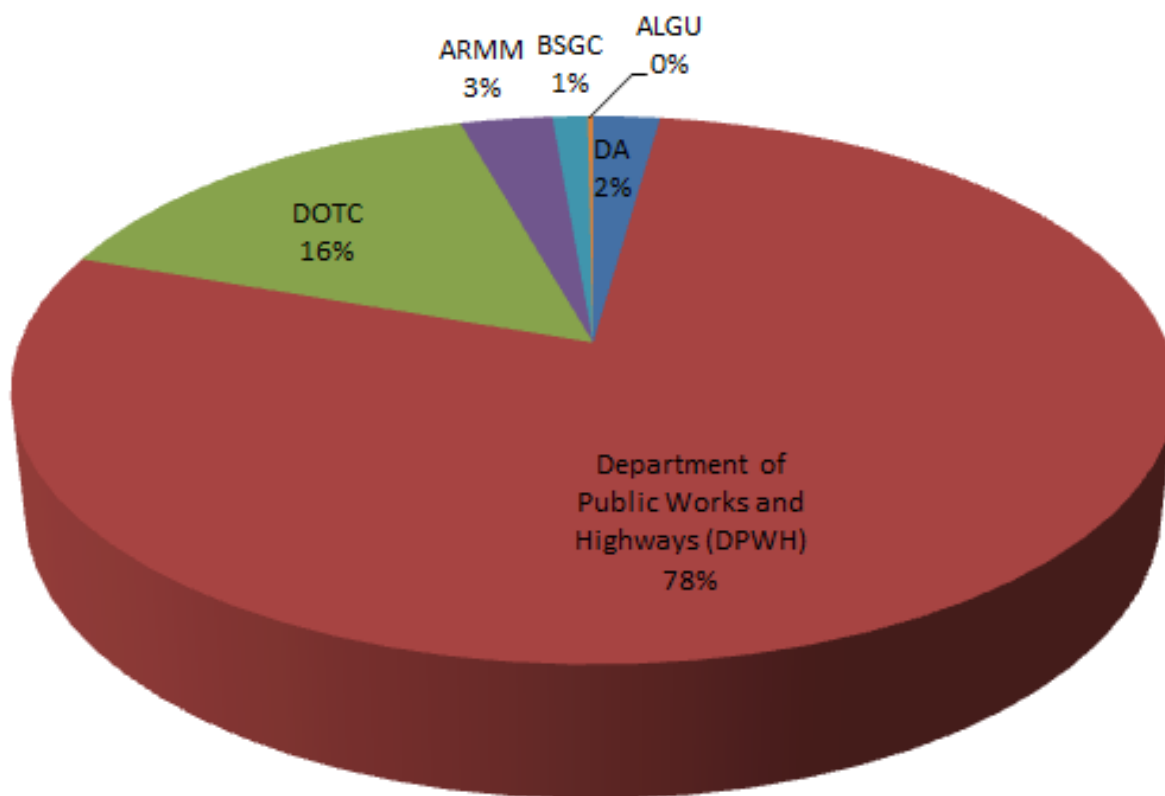
164 Mining, Manufacturing and Construction

DEPARTMENT NAME	AMOUNT (In Thousand Pesos)	% (Sub-sector)	% NEP
Department of Environment and Natural Resources (DENR)	560,902.00	91.87%	0.022%
Department of Trade and Industry (DTI)	49,641.00	8.13%	0.002%
TOTAL	610,543.00	100.00%	0.023%



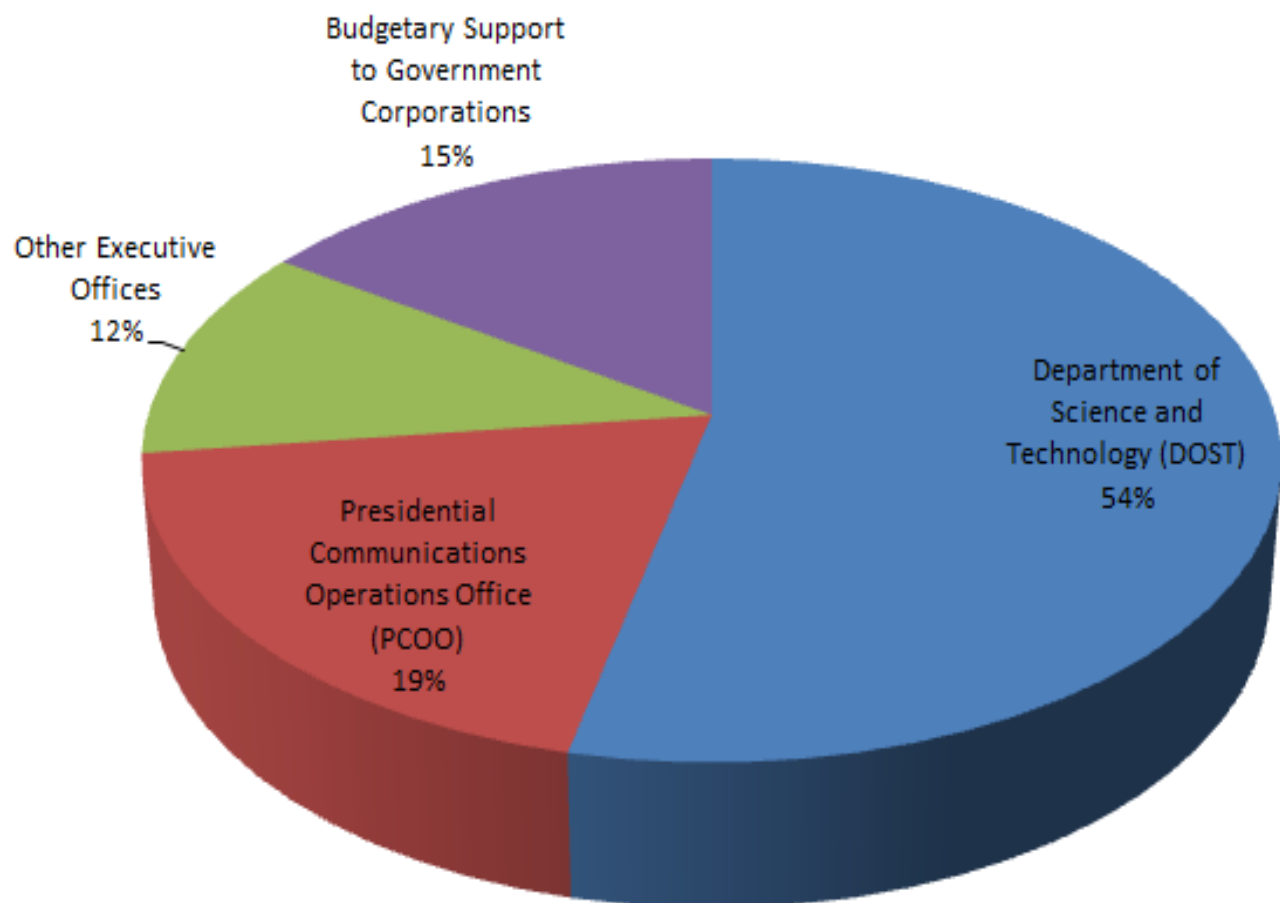
165 Transport

DEPARTMENT NAME	AMOUNT (In Thousand Pesos)	% (Subsector)	% NEP
Department of Public Works and Highways (DPWH)	228,191,485.00	78.18%	8.756%
Department of Transportation and Communications (DOTC)	44,538,273.00	15.26%	1.709%
Autonomous Region in Muslim Mindanao (ARMM)	8,835,869.00	3.03%	0.339%
Department of Agriculture (DA)	6,400,000.00	2.19%	0.246%
Budgetary Support to Government Corporations	3,366,857.00	1.15%	0.129%
Allocations to Local Government Units	531,889.00	0.18%	0.020%
TOTAL	291,864,373.00	100.00%	11.200%



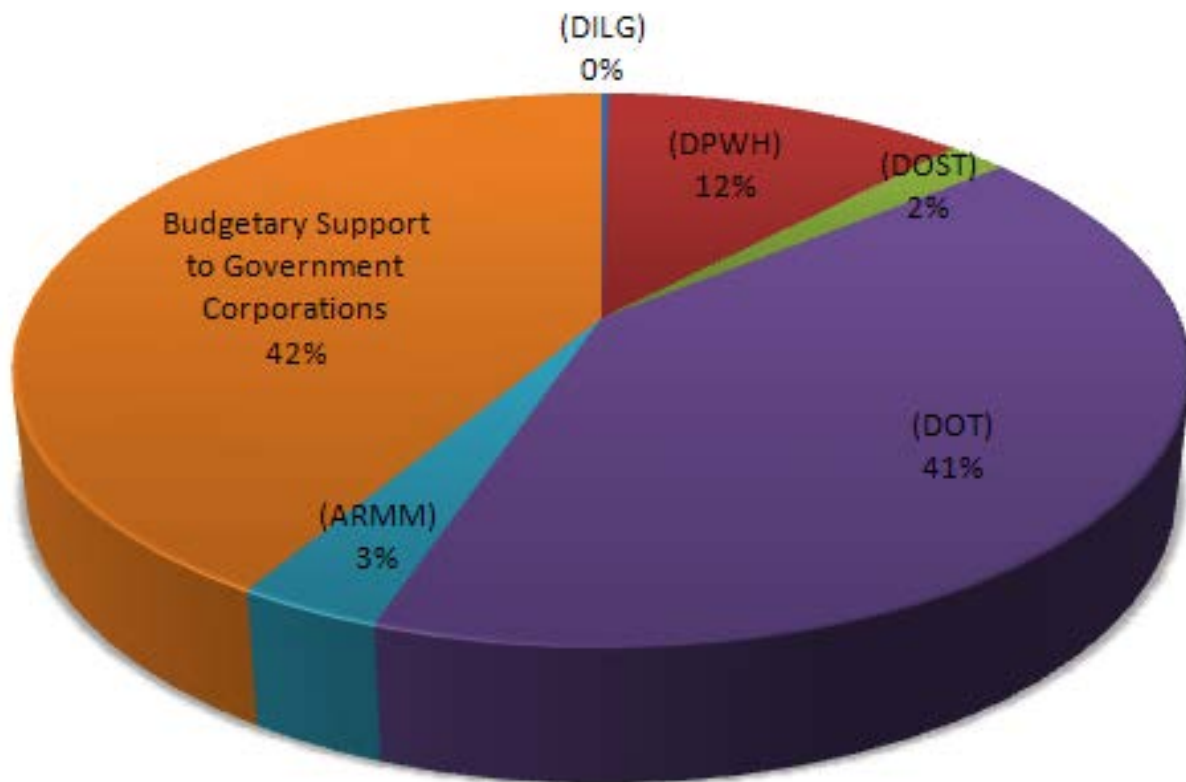
166 Communication

DEPARTMENT NAME	AMOUNT (In Thousand Pesos)	% (Sub-sector)	% NEP
Department of Science and Technology (DOST)	1,039,952.00	53.50%	0.040%
Presidential Communications Operations Office (PCOO)	378,419.00	19.47%	0.015%
Budgetary Support to Government Corporations	301,000.00	15.49%	0.012%
Other Executive Offices	224,416.00	11.55%	0.009%
TOTAL	1,943,787.00	100.00%	0.075%



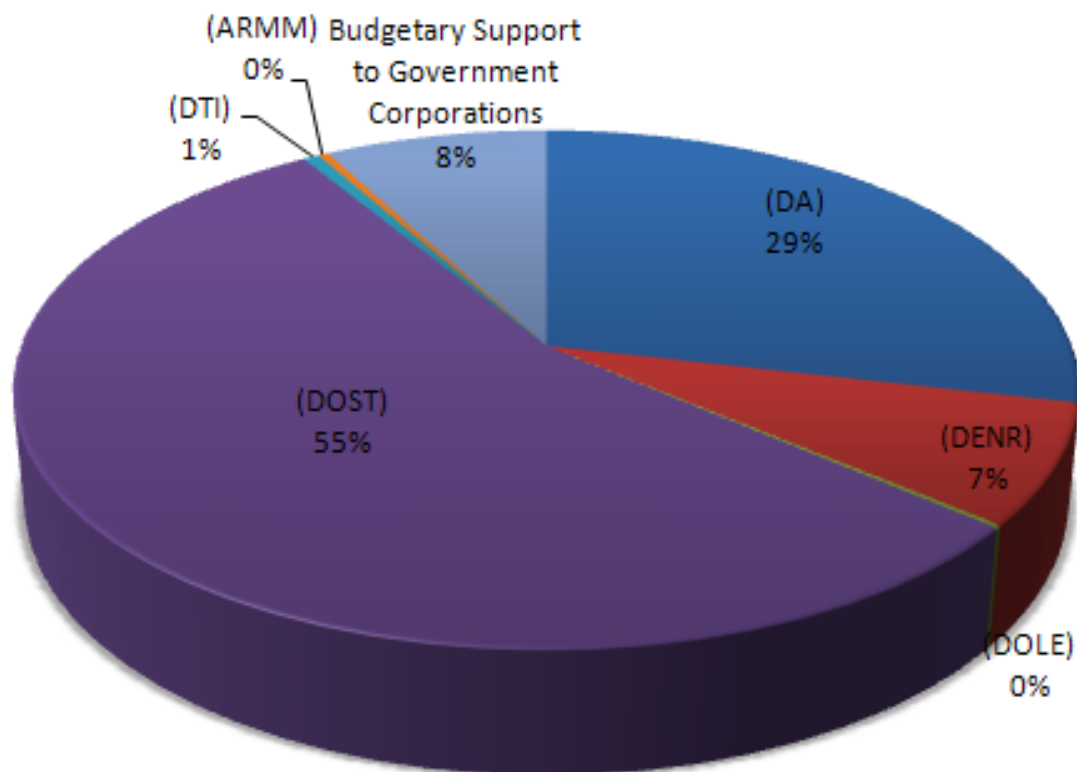
167 Other Industries

DEPARTMENT NAME	AMOUNT (In Thousand Pesos)	% (Sub-sector)	% NEP
Budgetary Support to Government Corporations	1,573,688.00	41.38%	0.06%
Department of Tourism (DOT)	1,565,888.00	41.18%	0.06%
Department of Public Works and Highways (DPWH)	452,200.00	11.89%	0.02%
Autonomous Region in Muslim Mindanao (ARMM)	127,836.00	3.36%	0.00%
Department of Science and Technology (DOST)	74,150.00	1.95%	0.00%
Department of the Interior and Local Government (DILG)	9,105.00	0.24%	0.00%
TOTAL	3,802,867.00	100.00%	0.15%



168 R&D Economic Affairs

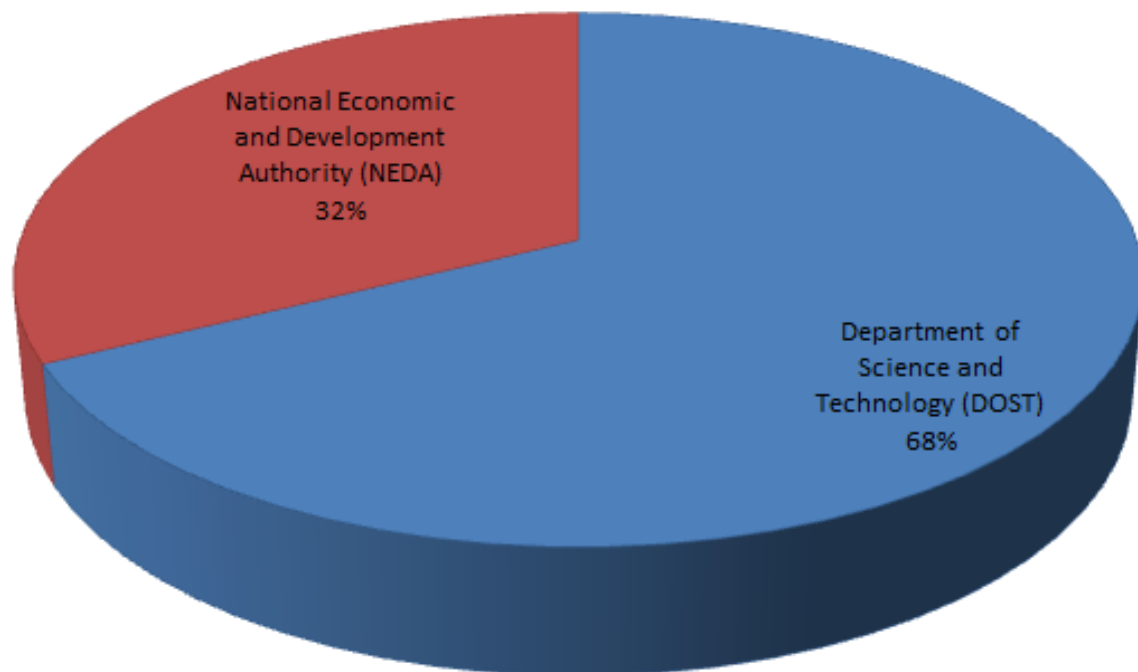
DEPARTMENT NAME	AMOUNT (In Thousand Pesos)	% (Sub-sector)	% NEP
Department of Science and Technology (DOST)	3,704,025.00	54.99%	0.14%
Department of Agriculture (DA)	1,918,743.00	28.48%	0.07%
Budgetary Support to Government Corporations	534,360.00	7.93%	0.02%
Department of Environment and Natural Resources (DENR)	503,988.00	7.48%	0.02%
Department of Trade and Industry (DTI)	38,761.00	0.58%	0.00%
Autonomous Region in Muslim Mindanao (ARMM)	24,033.00	0.36%	0.00%
Department of Labor and Employment (DOLE)	12,376.00	0.18%	0.00%
TOTAL	6,736,286.00	100.00%	0.26%



169 Economic Affairs n.e.c.

DEPARTMENT NAME	AMOUNT (In Thousand Pesos)	% (Sub-sector)	% NEP
Department of Science and Technology (DOST)	20,488.00	67.67%	0.001%
National Economic and Development Authority (NEDA)	9,787.00	32.33%	0.000%
TOTAL	30,275.00	100.00%	0.001%

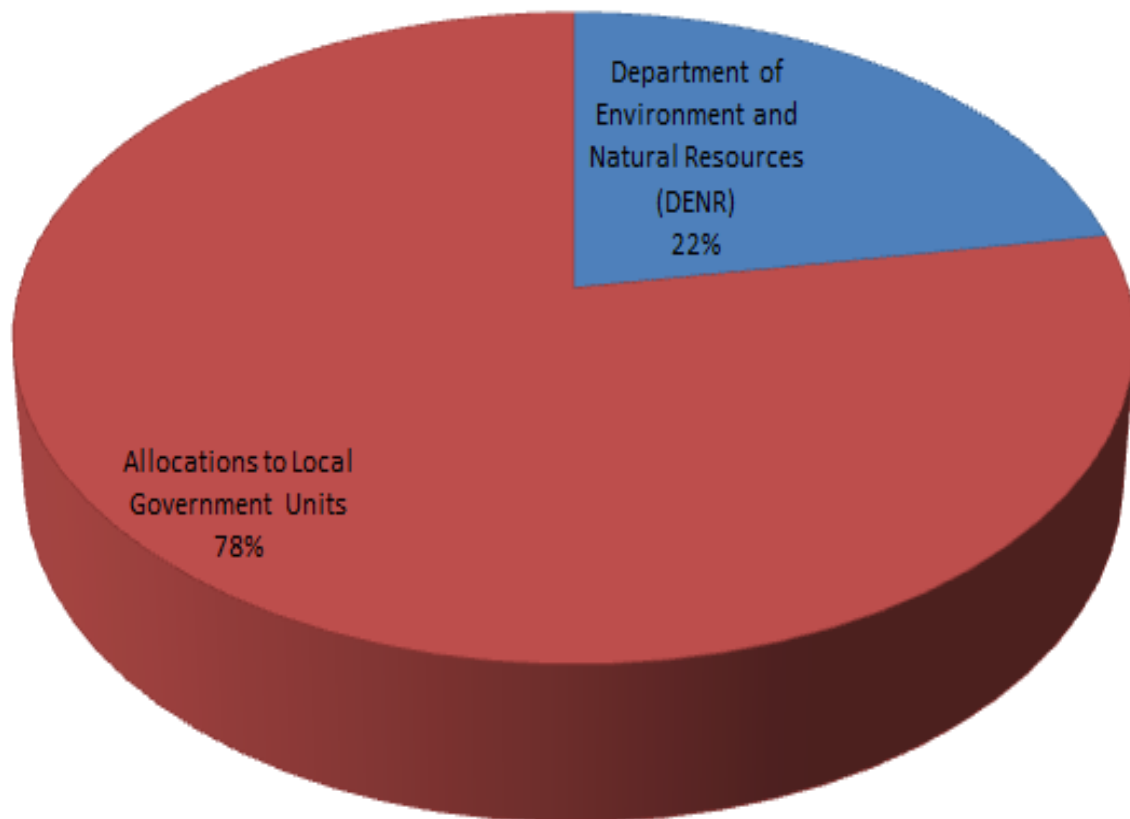
Note: n.e.c. is Not Elsewhere Classified



180: ENVIRONMENTAL PROTECTION SECTOR

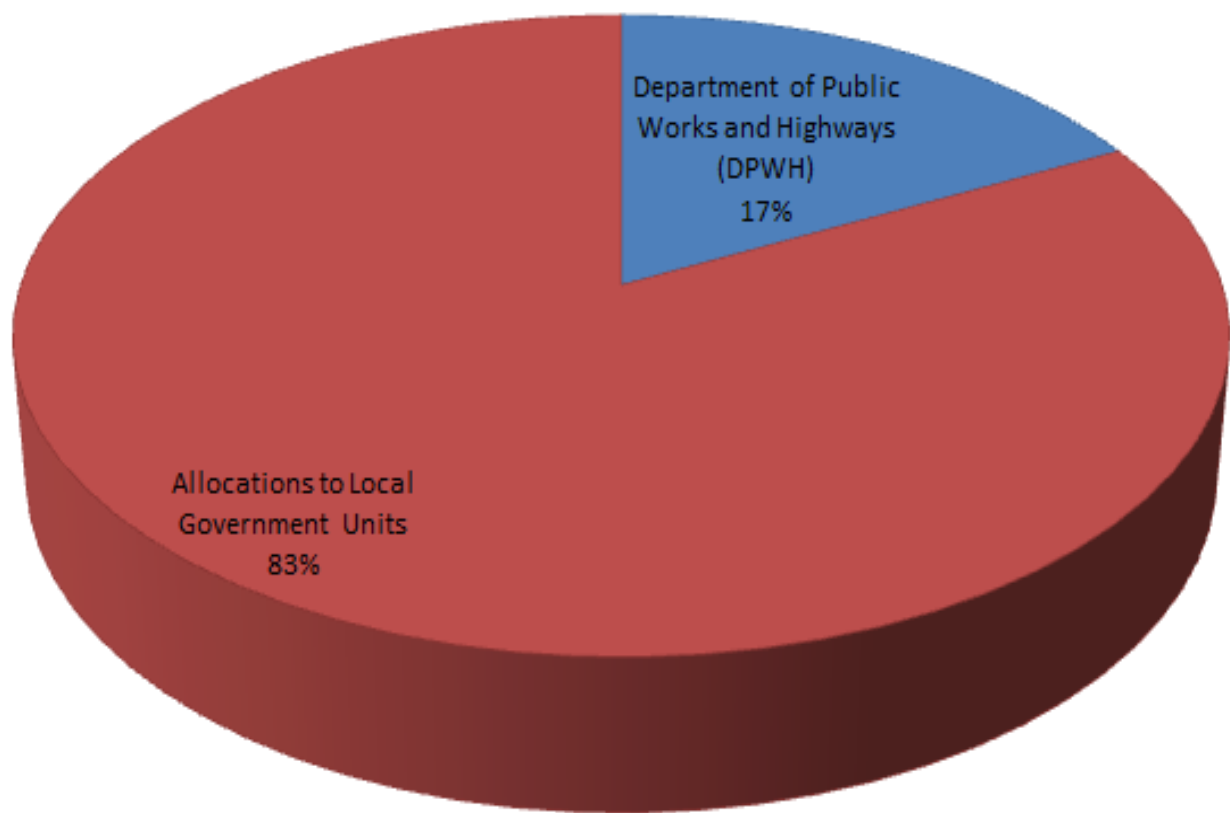
181 Waste Management

DEPARTMENT	AMOUNT (In Thousand Pesos)	% (Sub-sector)	% NEP
Allocations to Local Government Units	898,538.00	77.71%	0.034%
Department of Environment and Natural Resources (DENR)	257,760.00	22.29%	0.010%
TOTAL	1,156,298.00	100.00%	0.044%



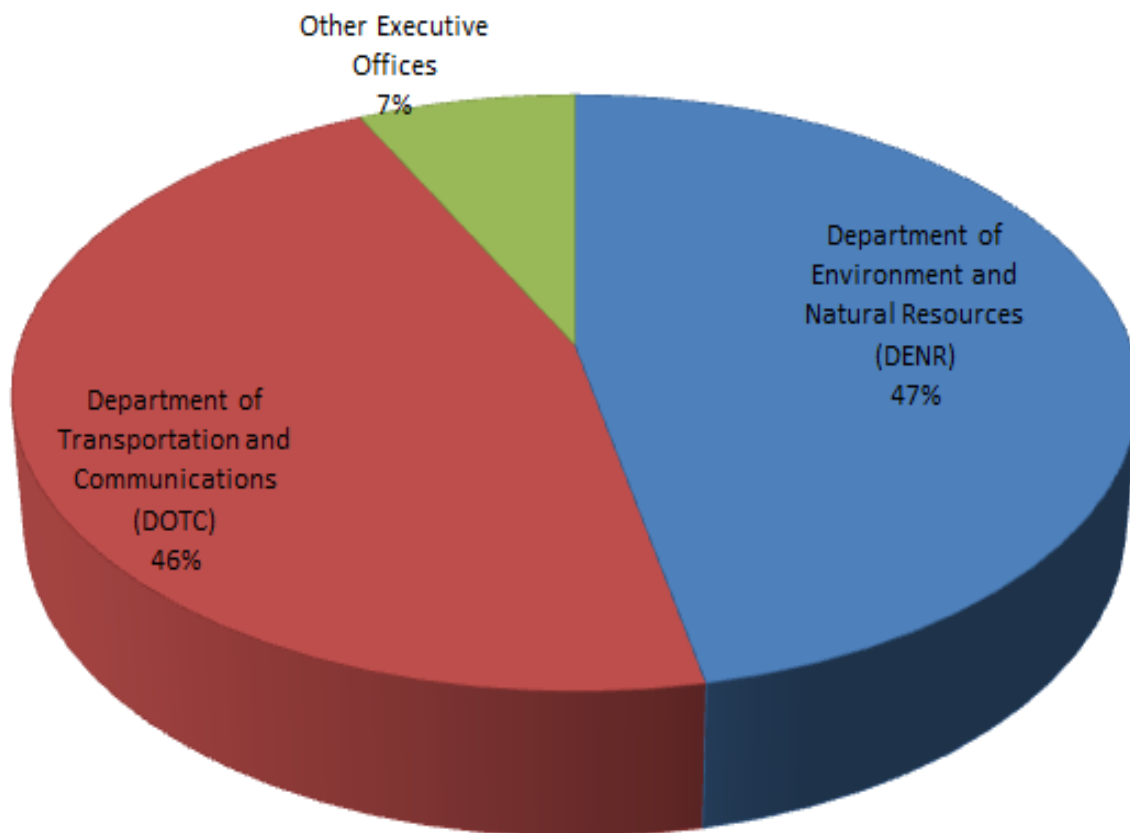
182 Waste Water Management

DEPARTMENT	AMOUNT (In Thousand Pesos)	% (Sub-sector)	% NEP
Allocations to Local Government Units	559,935.00	82.59%	0.021%
Department of Public Works and Highways (DPWH)	118,000.00	17.41%	0.005%
TOTAL	677,935.00	100.00%	0.026%



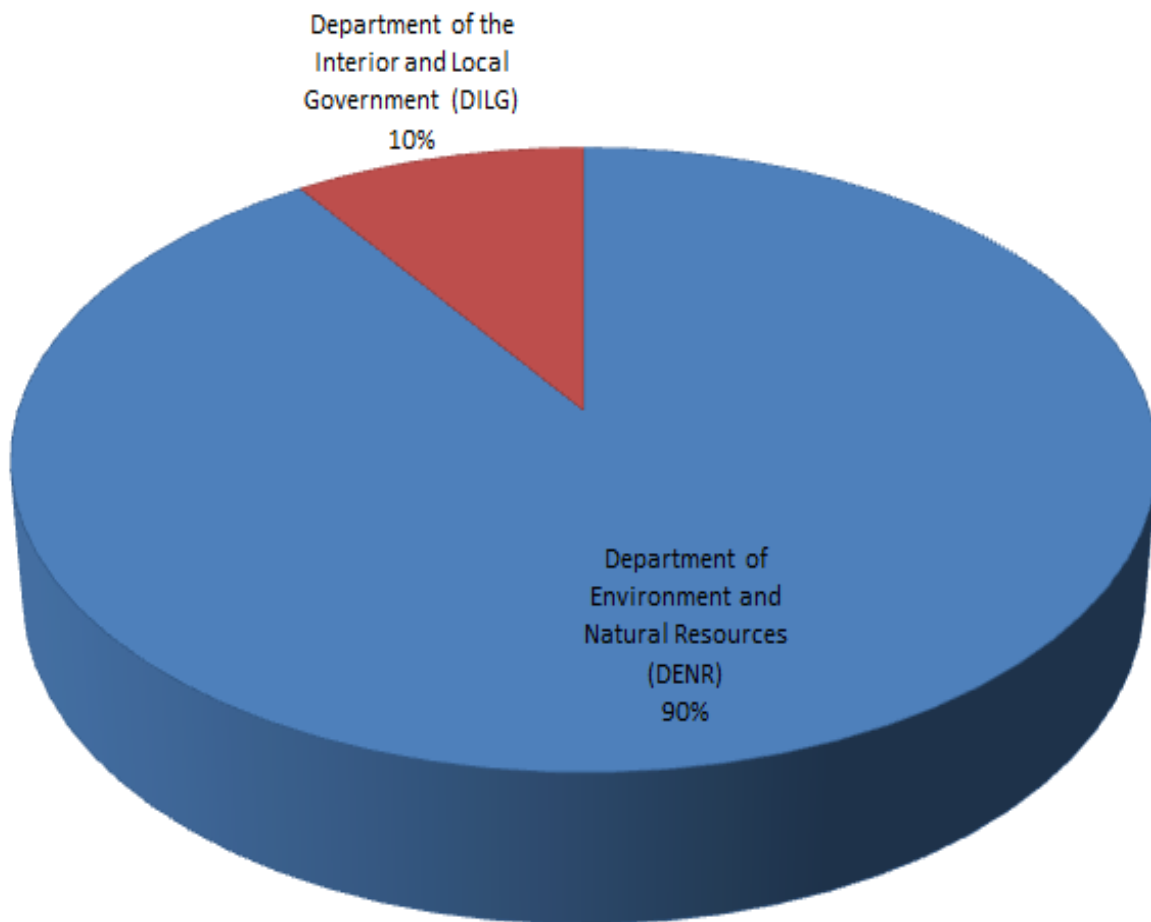
183 Pollution Abatement

DEPARTMENT NAME	AMOUNT (In Thousand Pesos)	% (Sub-sector)	% NEP
Department of Environment and Natural Resources (DENR)	481,843.00	46.81%	0.018%
Department of Transportation and Communications (DOTC)	472,388.00	45.90%	0.018%
Other Executive Offices	75,020.00	7.29%	0.003%
TOTAL	1,029,251.00	100.00%	0.039%



184 Protection of Biodiversity and Landscape

DEPARTMENT NAME	AMOUNT (In Thousand Pesos)	% (Sub-sector)	% NEP
Department of Environment and Natural Resources (DENR)	1,188,981.00	90.42%	0.046%
Department of the Interior and Local Government (DILG)	126,000.00	9.58%	0.005%
TOTAL	1,314,981.00	100.00%	0.050%



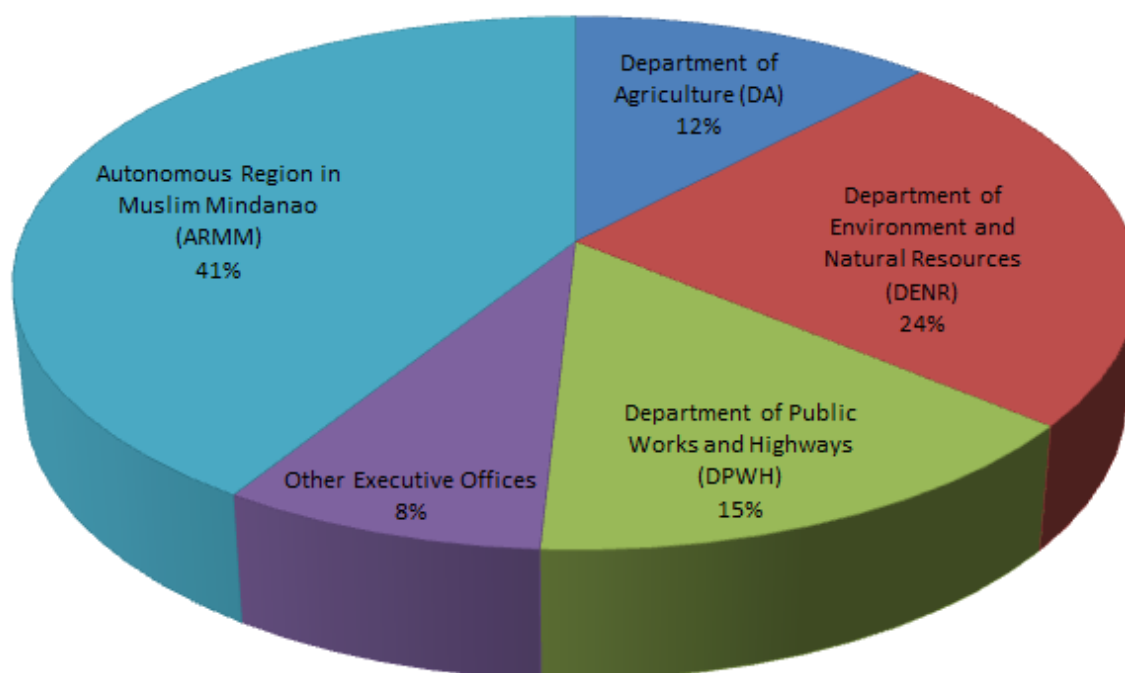
185 R&D Environmental Protection

DEPARTMENT NAME	AMOUNT (In Thousand Pesos)	% (Sub-sector)	% NEP
Department of Environment and Natural Resources (DENR)	94,280.00	100.00%	0.004%

186 Environmental Protection n.e.c.

DEPARTMENT NAME	AMOUNT (In Thousand Pesos)	% (Sub-sector)	% NEP
Autonomous Region in Muslim Mindanao (ARMM)	277,157.00	41.04%	0.011%
Department of Environment and Natural Resources (DENR)	161,671.00	23.94%	0.006%
Department of Public Works and Highways (DPWH)	100,000.00	14.81%	0.004%
Department of Agriculture (DA)	81,777.00	12.11%	0.003%
Other Executive Offices	54,676.00	8.10%	0.002%
TOTAL	675,281.00	100.00%	0.026%

Note: n.e.c. is Not Elsewhere Classified



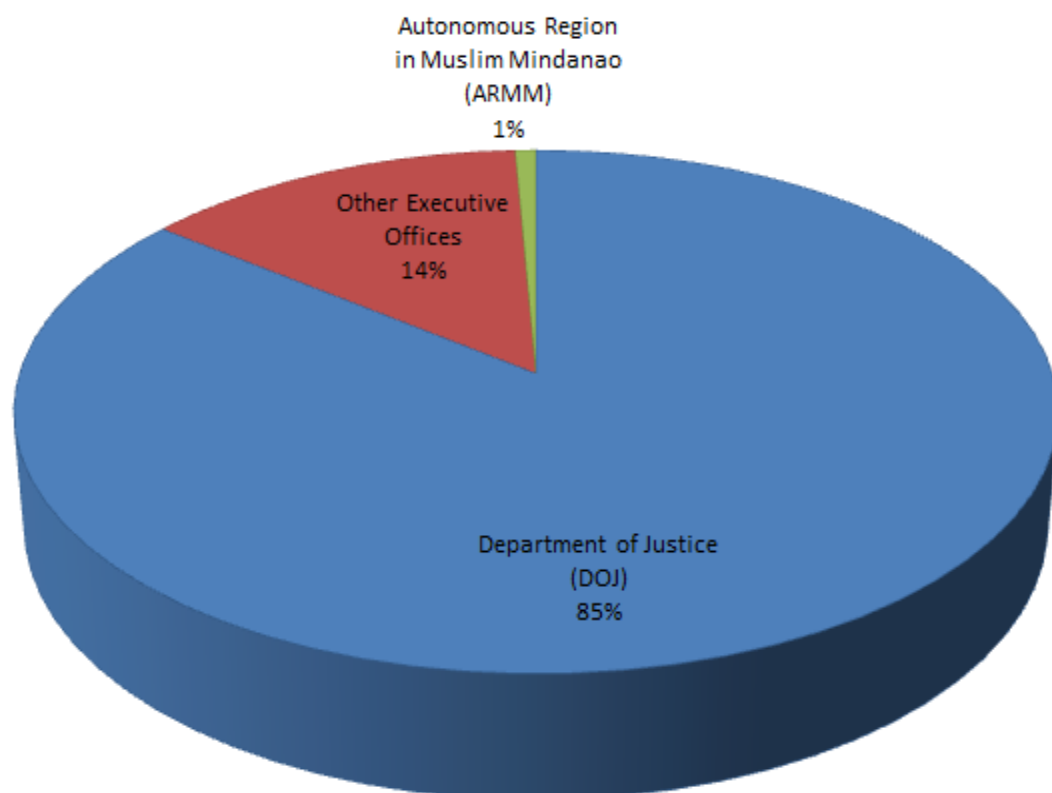
200: HOUSING AND COMMUNITY AMENITIES SECTOR

201 Housing Development

DEPARTMENT NAME	AMOUNT (In Thousand Pesos)	% (Sub-sector)	% NEP
Other Executive Offices	117,765.00	100%	0.005%

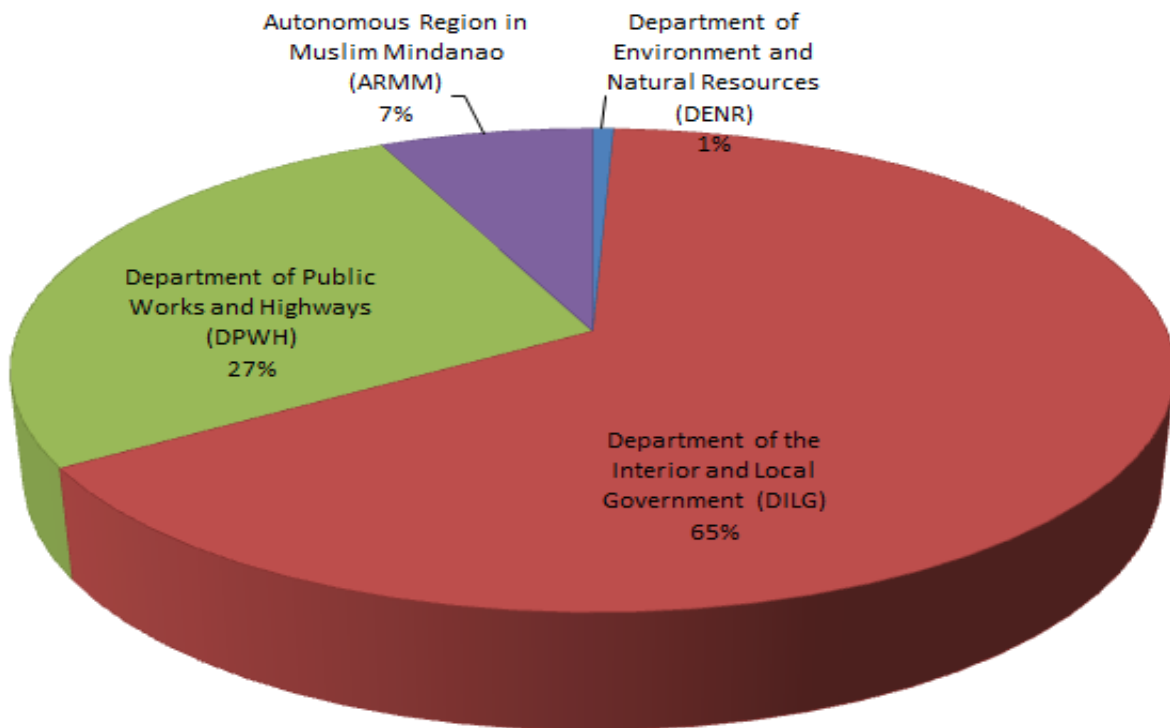
202 Community Development

DEPARTMENT NAME	AMOUNT (In Thousand Pesos)	% (Sub-sector)	% NEP
Department of Justice (DOJ)	1,188,265.00	85.54%	0.046%
Other Executive Offices	190,675.00	13.73%	0.007%
Autonomous Region in Muslim Mindanao (ARMM)	10,210.00	0.73%	0.000%
TOTAL	1,389,150.00	100.00%	0.053%



203 Water Supply

DEPARTMENT	AMOUNT (In Thousand Pesos)	% (Sub-sector)	% NEP
Department of Environment and Natural Resources (DENR)	74,228.00	0.67%	0.003%
Department of the Interior and Local Government (DILG)	7,237,864.00	65.39%	0.278%
Department of Public Works and Highways (DPWH)	2,990,068.00	27.02%	0.115%
Autonomous Region in Muslim Mindanao (ARMM)	765,816.00	6.92%	0.029%
TOTAL	11,067,976.00	100.00%	0.425%



206 Community Development

DEPARTMENT NAME	AMOUNT (In Thousand Pesos)	% (Sub-sector)	% NEP
Other Executive Offices	57,322.00	100.00%	0.002%

220: HEALTH SECTOR

221 Medical Products, Appliances and Equipment

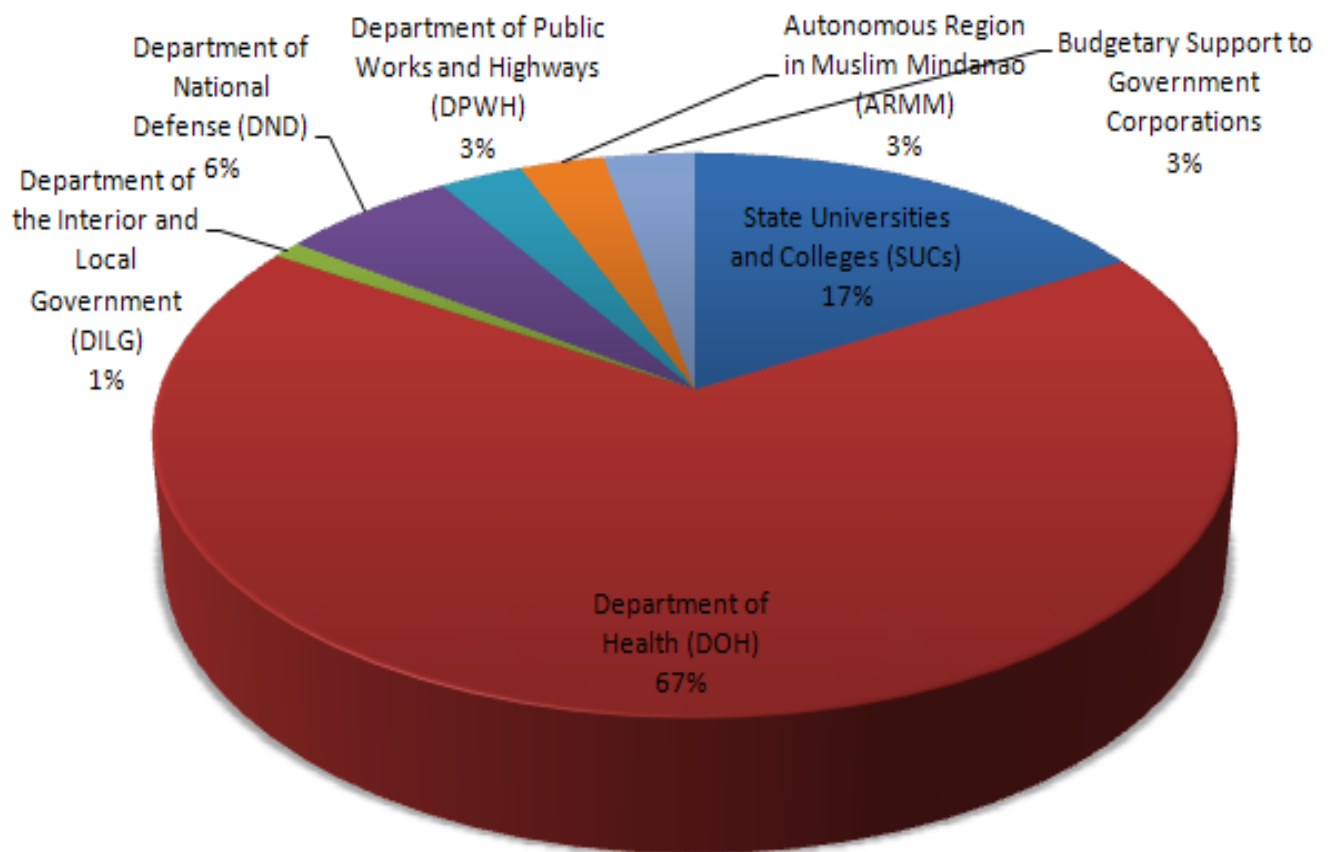
DEPARTMENT	AMOUNT (In Thousand Pesos)	% (Sub-sector)	% NEP
Department of Health (DOH)	997,054.00	100.00%	0.038%

222 Outpatient Services

DEPARTMENT	AMOUNT (In Thousand Pesos)	% (Sub-sector)	% NEP
Department of National Defense (DND)	39,736.00	100.00%	0.002%

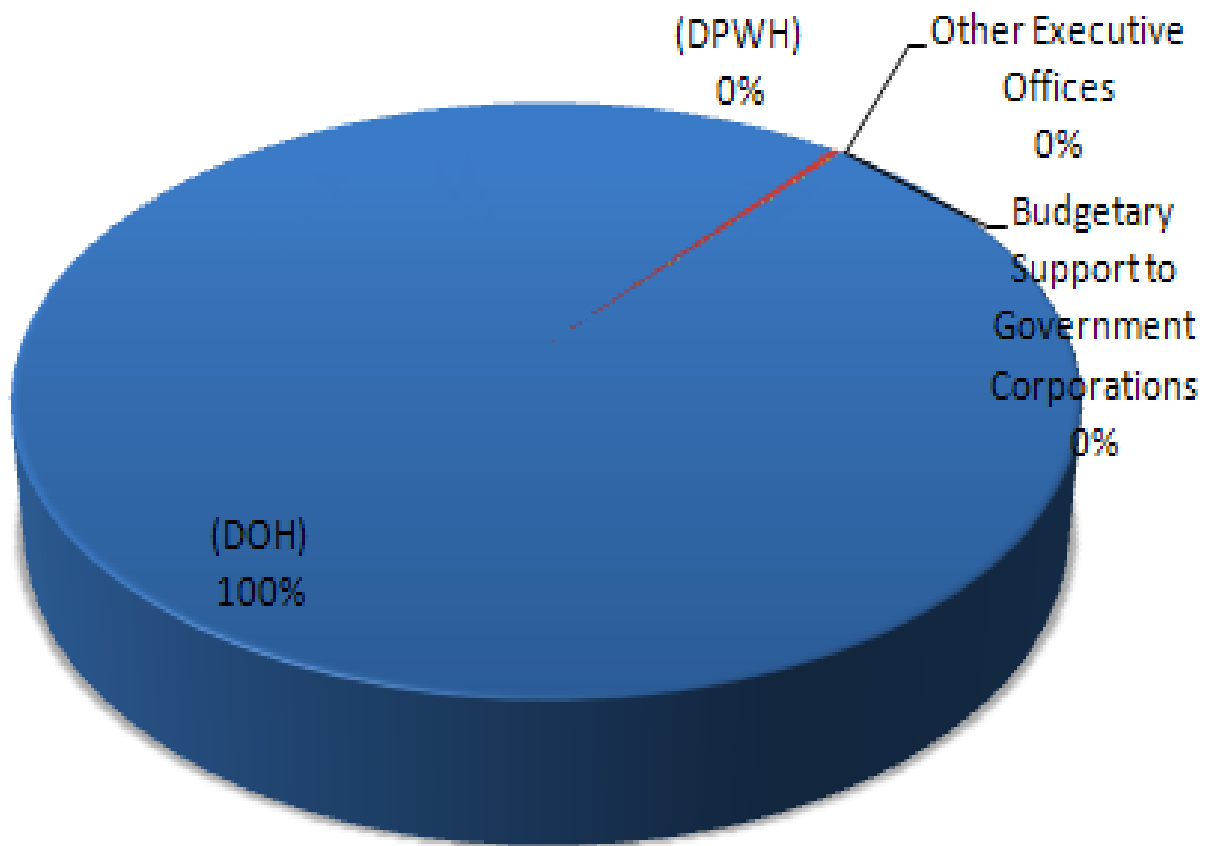
223 Hospital Services

DEPARTMENT NAME	AMOUNT (In Thousand Pesos)	% (Sub-sector)	% NEP
State Universities and Colleges (SUCs)	5,452,011.00	16.58%	0.209%
Department of Health (DOH)	22,118,005.00	67.27%	0.849%
Department of the Interior and Local Government (DILG)	326,418.00	0.99%	0.013%
Department of National Defense (DND)	2,012,101.00	6.12%	0.077%
Department of Public Works and Highways (DPWH)	957,400.00	2.91%	0.037%
Autonomous Region in Muslim Mindanao (ARMM)	961,604.00	2.92%	0.037%
Budgetary Support to Government Corporations	1,050,745.00	3.20%	0.040%
TOTAL	32,878,284.00	100.00%	1.262%



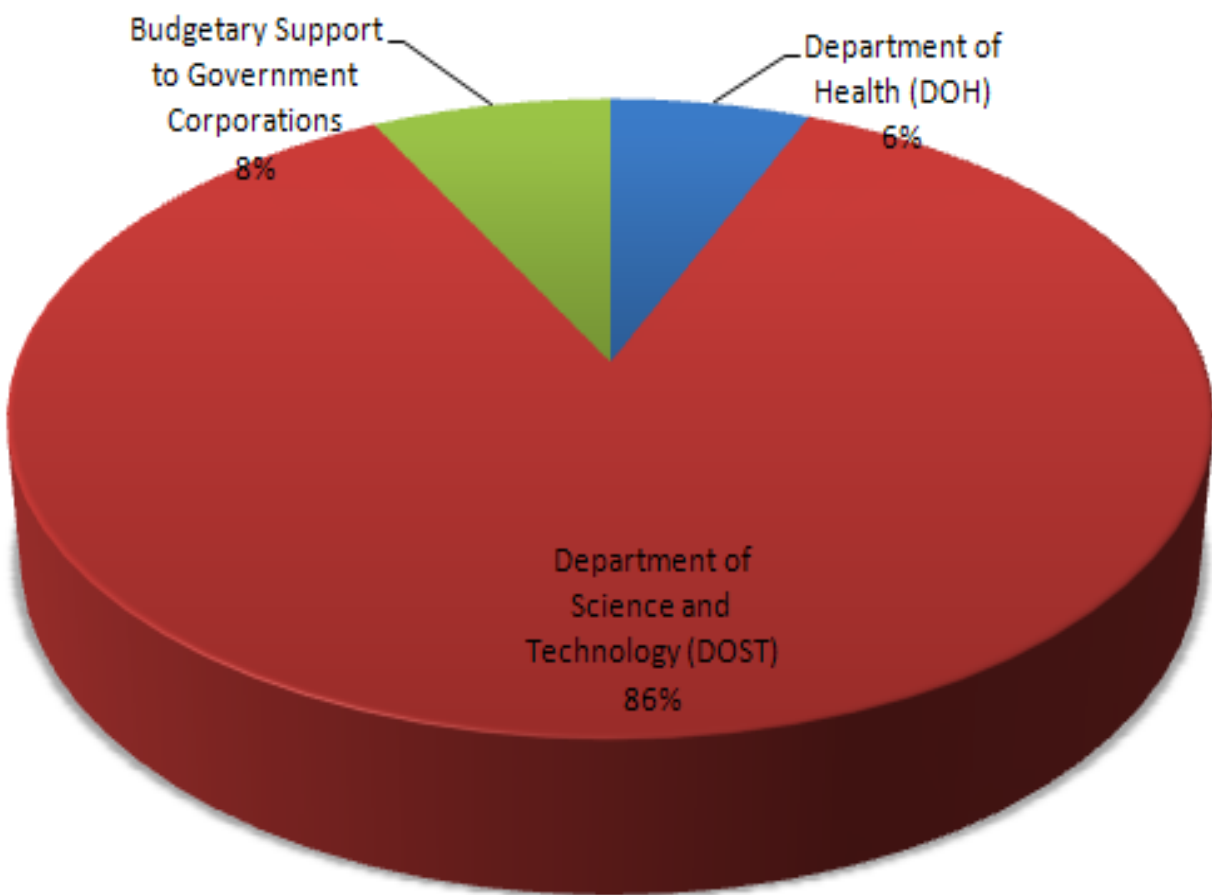
224 Public Health Services

DEPARTMENT NAME	AMOUNT (In Thousand Pesos)	% (Sub-sector)	% NEP
Department of Health (DOH)	25,772,455.00	99.67%	0.989%
Department of Public Works and Highways (DPWH)	79,700.00	0.31%	0.003%
Budgetary Support to Government Corporations	6,000.00	0.02%	0.000%
Other executive Offices	3,966.00	0.02%	0.000%
TOTAL	25,862,121.00	100.00%	0.992%



225 R&D Health

DEPARTMENT	AMOUNT (In Thousand Pesos)	% (Sub-sector)	% NEP
Department of Science and Technology (DOST)	613,621.00	86.01%	0.024%
Budgetary Support to Government Corporations	54,384.00	7.62%	0.002%
Department of Health (DOH)	45,389.00	6.36%	0.002%
TOTAL	713,394.00	100.00%	0.027%



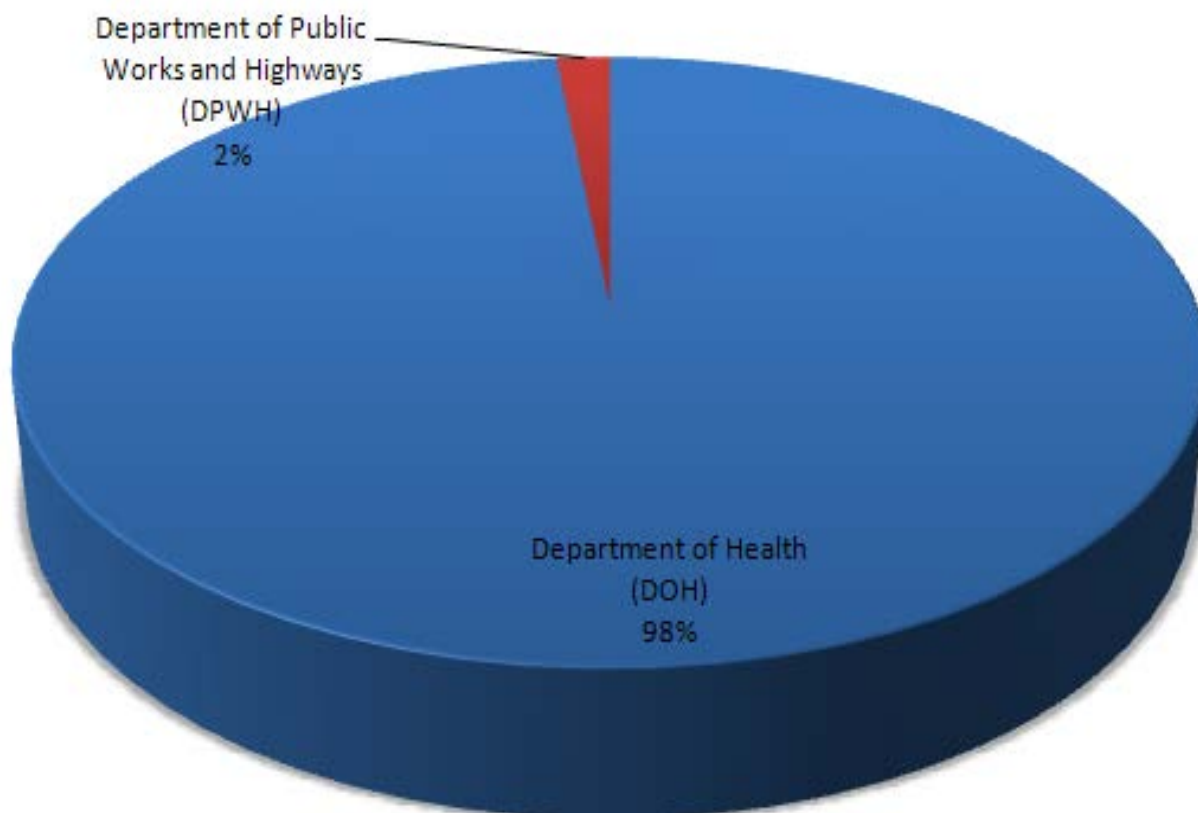
226 Health Insurance

DEPARTMENT	AMOUNT (In Thousand Pesos)	% (Sub-sector)	% NEP
Department of Health (DOH)	37,060,440.00	100.00%	1.422%

227 Health n.e.c.

DEPARTMENT	AMOUNT (In Thousand Pesos)	% (Sub-sector)	% NEP
Department of Health (DOH)	1,264,809.00	98.27%	0.049%
Department of Public Works and Highways (DPWH)	22,300.00	1.73%	0.001%
TOTAL	1,287,109.00	100.00%	0.049%

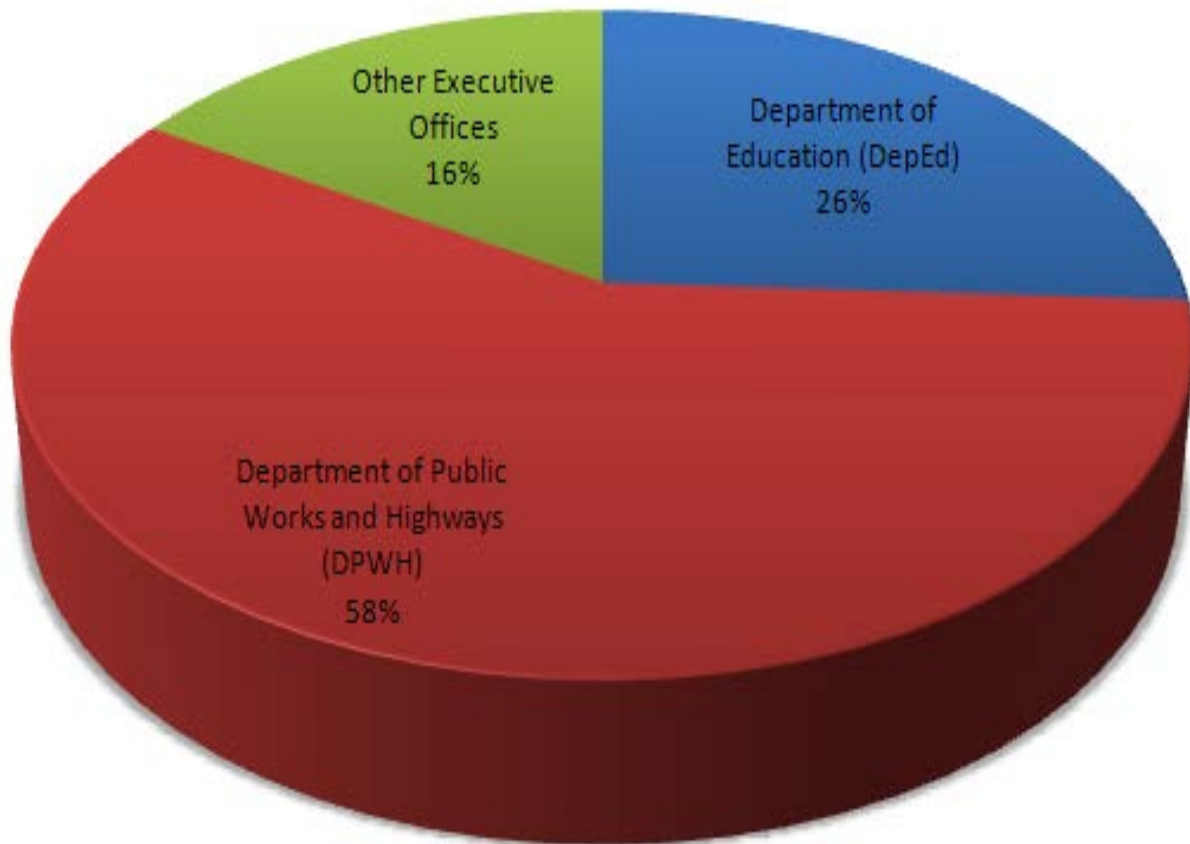
Note: n.e.c. is Not Elsewhere Classified



240: RECREATION AND CULTURE SECTOR

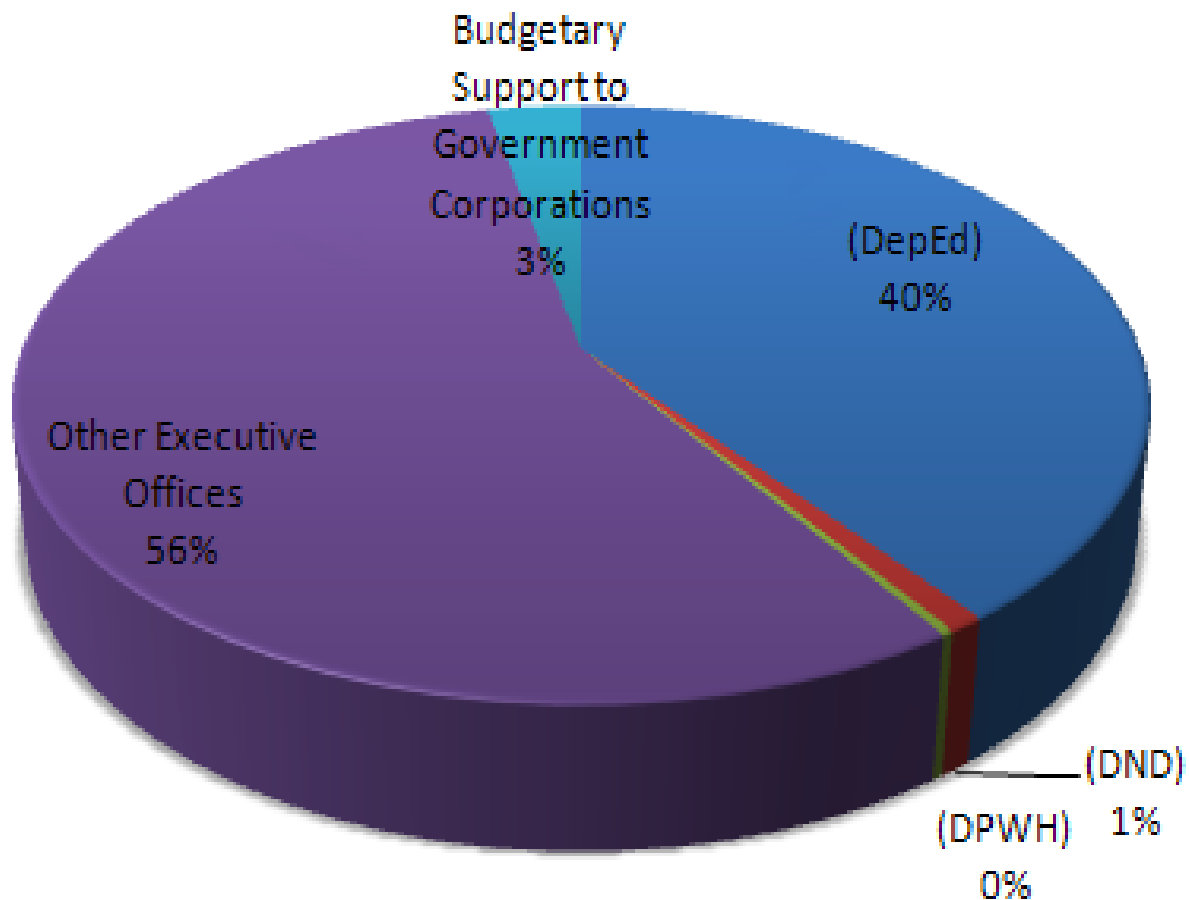
241 Recreational and Sporting Services

DEPARTMENT	AMOUNT (In Thousand Pesos)	% (Sub-sector)	% NEP
Department of Public Works and Highways (DPWH)	965,408.00	57.92%	0.037%
Department of Education (DepEd)	430,704.00	25.84%	0.017%
Other Executive Offices	270,613.00	16.24%	0.010%
TOTAL	1,666,725.00	100.00%	0.064%



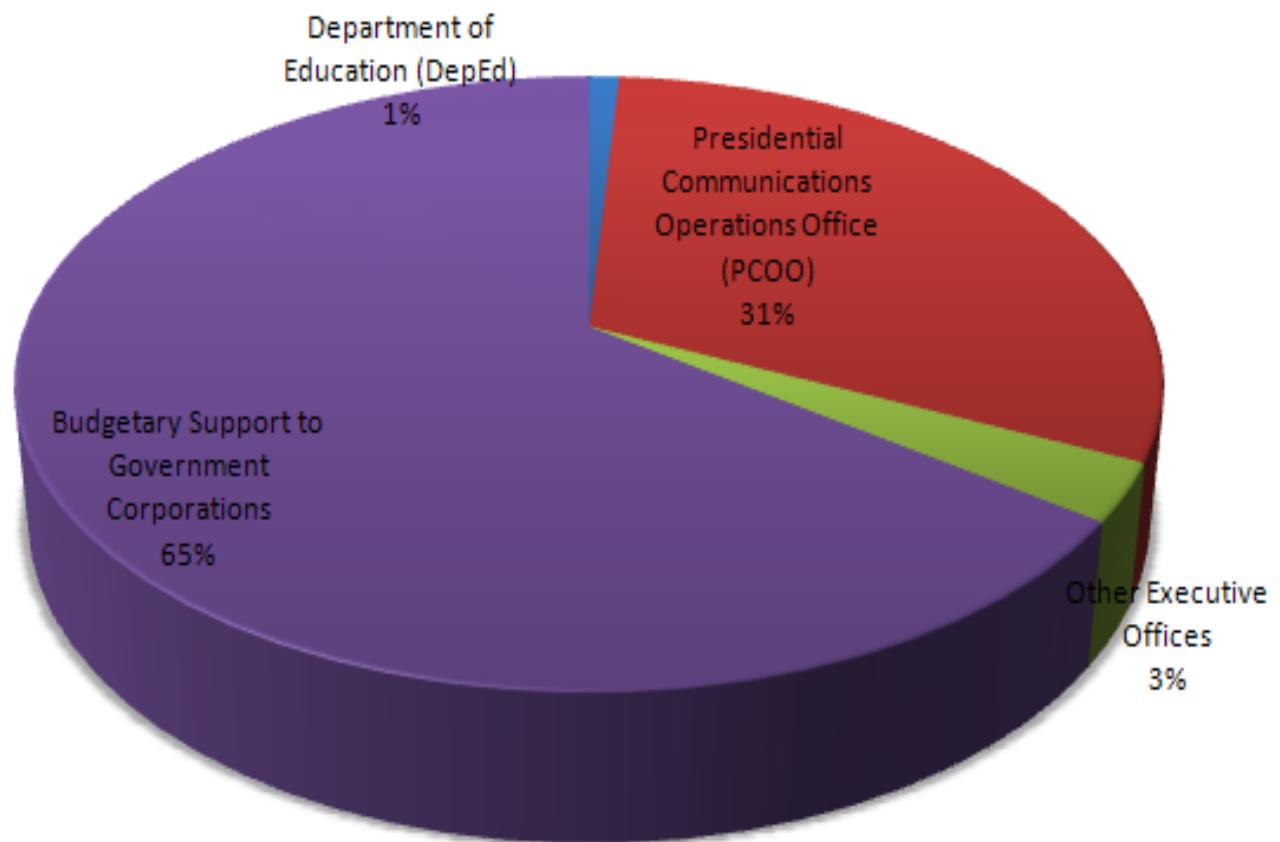
242 Cultural Services

DEPARTMENT	AMOUNT (In Thousand Pesos)	% (Sub-sector)	% NEP
Other Executive Offices	2,258,462.00	56.03%	0.087%
Department of Education (DepEd)	1,596,414.00	39.61%	0.06%
Budgetary Support to Government Corporations	128,198.00	3.18%	0.00%
Department of National Defense (DND)	35,425.00	0.88%	0.00%
Department of Public Works and Highways (DPWH)	12,000.00	0.30%	0.00%
TOTAL	4,030,499.00	100.00%	0.155%



243 Broadcasting and Publishing Services

DEPARTMENT NAME	AMOUNT (In Thousand Pesos)	% (Sub-sector)	% NEP
Budgetary Support to Government Corporations	892,014.00	65.01%	0.034%
Presidential Communications Operations Office (PCOO)	424,775.00	30.96%	0.016%
Other Executive Offices	41,442.00	3.02%	0.002%
Department of Education (DepEd)	13,833.00	1.01%	0.001%
TOTAL	1,372,064.00	100.00%	0.053%

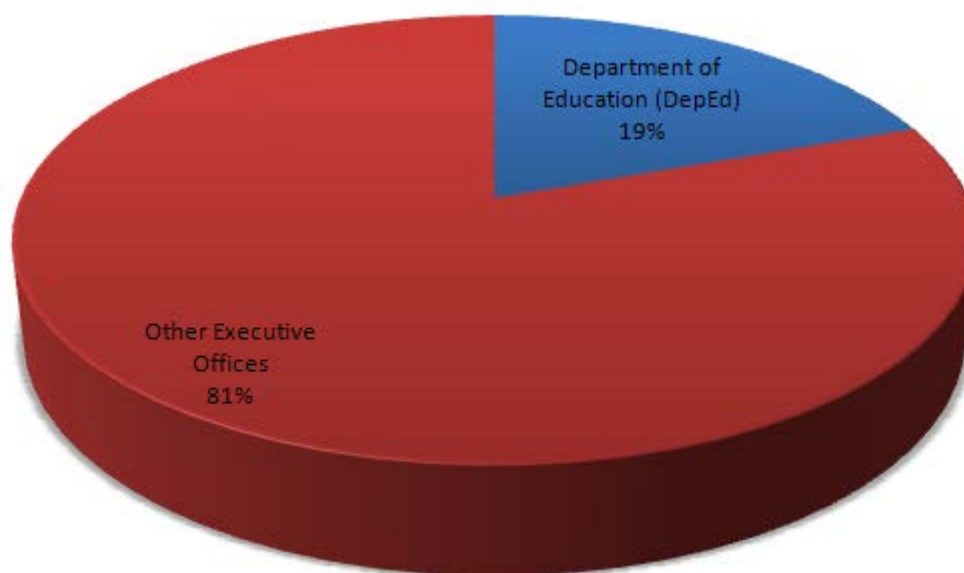


244 Other Community Services

DEPARTMENT NAME	AMOUNT (In Thousand Pesos)	% (Sub-sector)	% NEP
Other Executive Offices	375,832.00	100.00%	0.014%

245 R&D Recreation and Culture

DEPARTMENT NAME	AMOUNT (In Thousand Pesos)	% (Sub-sector)	% NEP
Other Executive Offices	6,729.00	80.50%	0.000%
Department of Education (DepEd)	1,630.00	19.50%	0.000%
TOTAL	8,359.00	100.00%	0.000%



246 Recreation and Culture n.e.c.

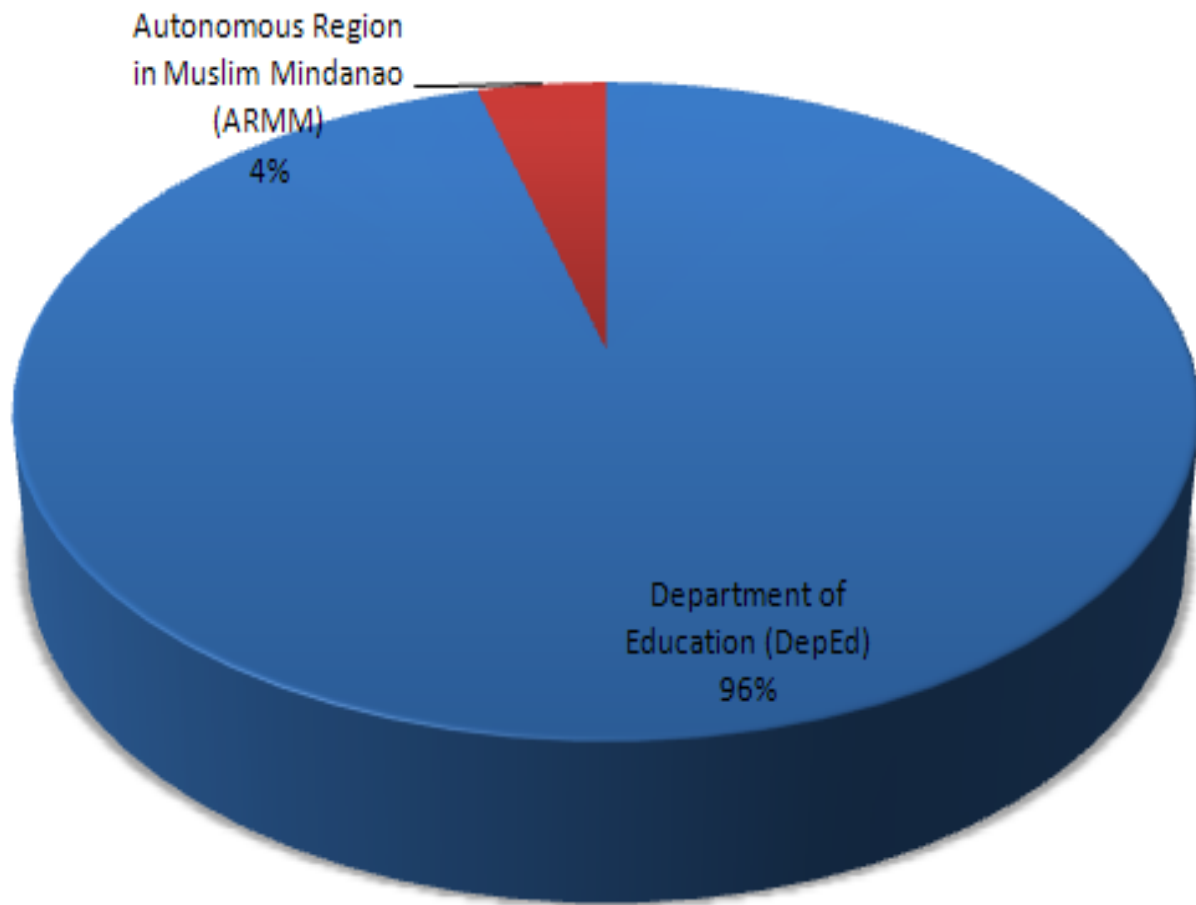
DEPARTMENT NAME	AMOUNT (In Thousand Pesos)	% (Sub-sector)	% NEP
Other Executive Offices	15,755.00	100%	0.001%

Note: n.e.c. is Not Elsewhere Classified

260: EDUCATION SECTOR

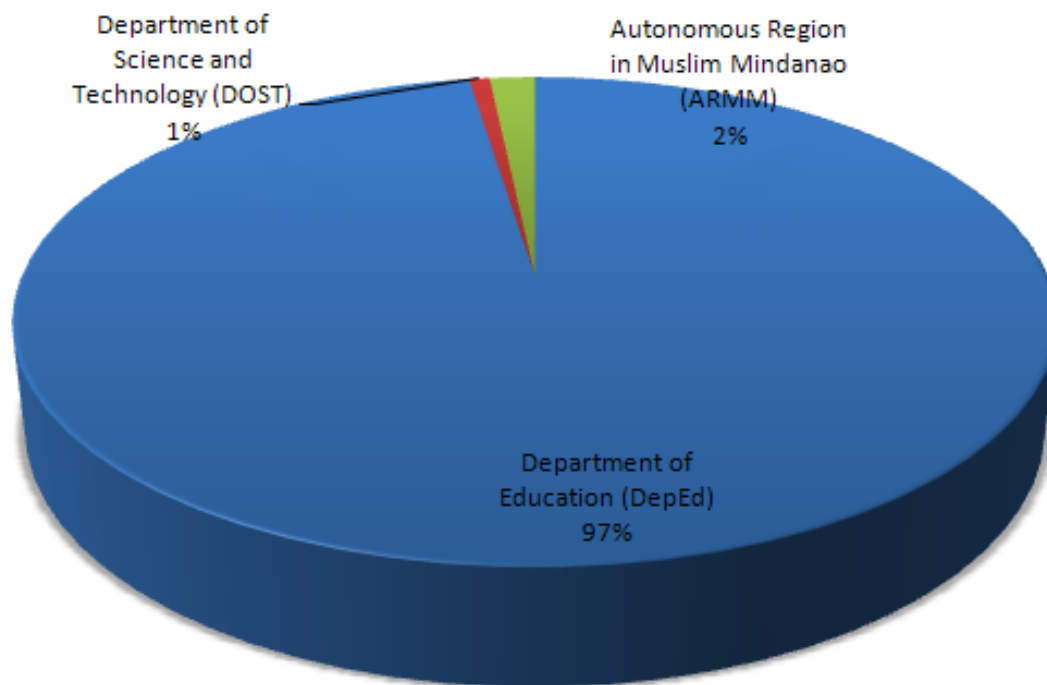
261 Pre-Primary and Primary Education

DEPARTMENT NAME	AMOUNT (In Thousand Pesos)	% (Sub-sector)	% NEP
Department of Education (DepEd)	155,291,902.00	95.60%	5.959%
Autonomous Region in Muslim Mindanao (ARMM)	7,149,371.00	4.40%	0.274%
TOTAL	162,441,273.00	100.00%	6.233%



262 Secondary Education

DEPARTMENT NAME	AMOUNT (In Thousand Pesos)	% (Sub-sector)	% NEP
Department of Education (DepEd)	85,784,754.00	97.23%	3.29%
Department of Science and Technology (DOST)	755,162.00	0.86%	0.03%
Autonomous Region in Muslim Mindanao (ARMM)	1,687,494.00	1.91%	0.06%
TOTAL	88,227,410.00	100.00%	3.39%

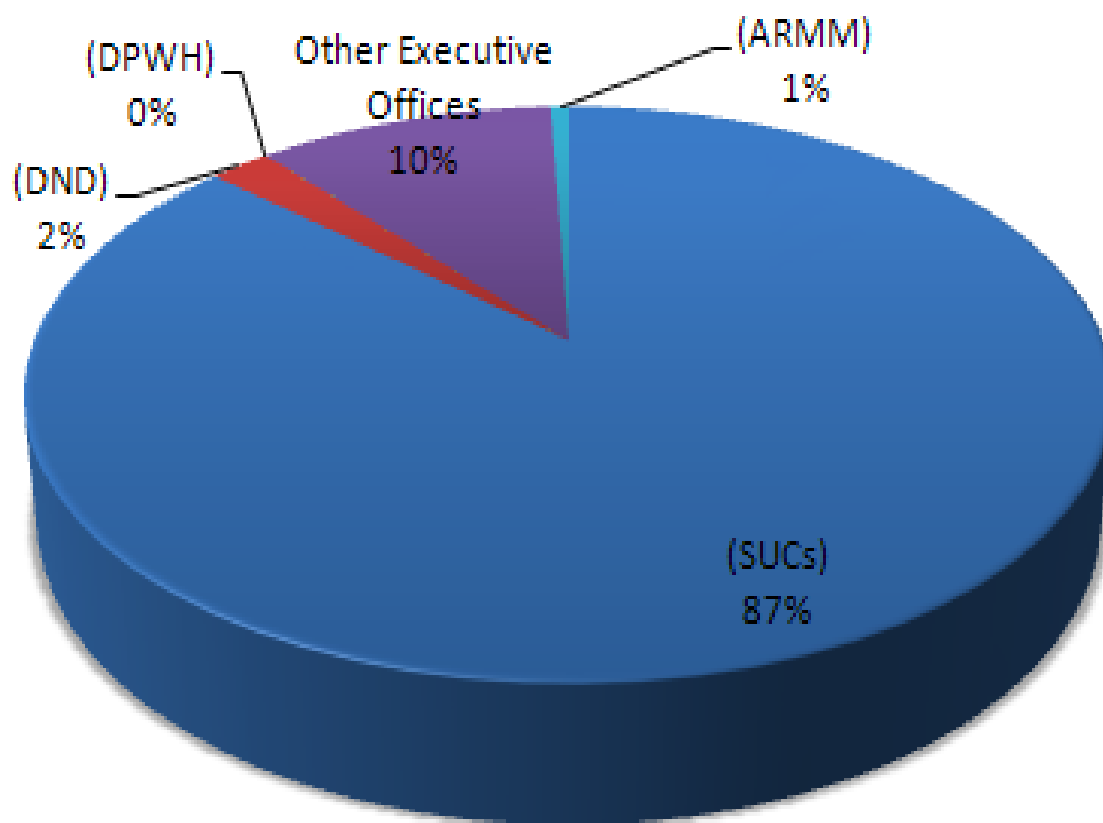


263 Post-Secondary Non-Tertiary Education

DEPARTMENT NAME	AMOUNT (In Thousand Pesos)	% (Sub-sector)	% NEP
Autonomous Region in Muslim Mindanao (ARMM)	58,480.00	100%	0.002%

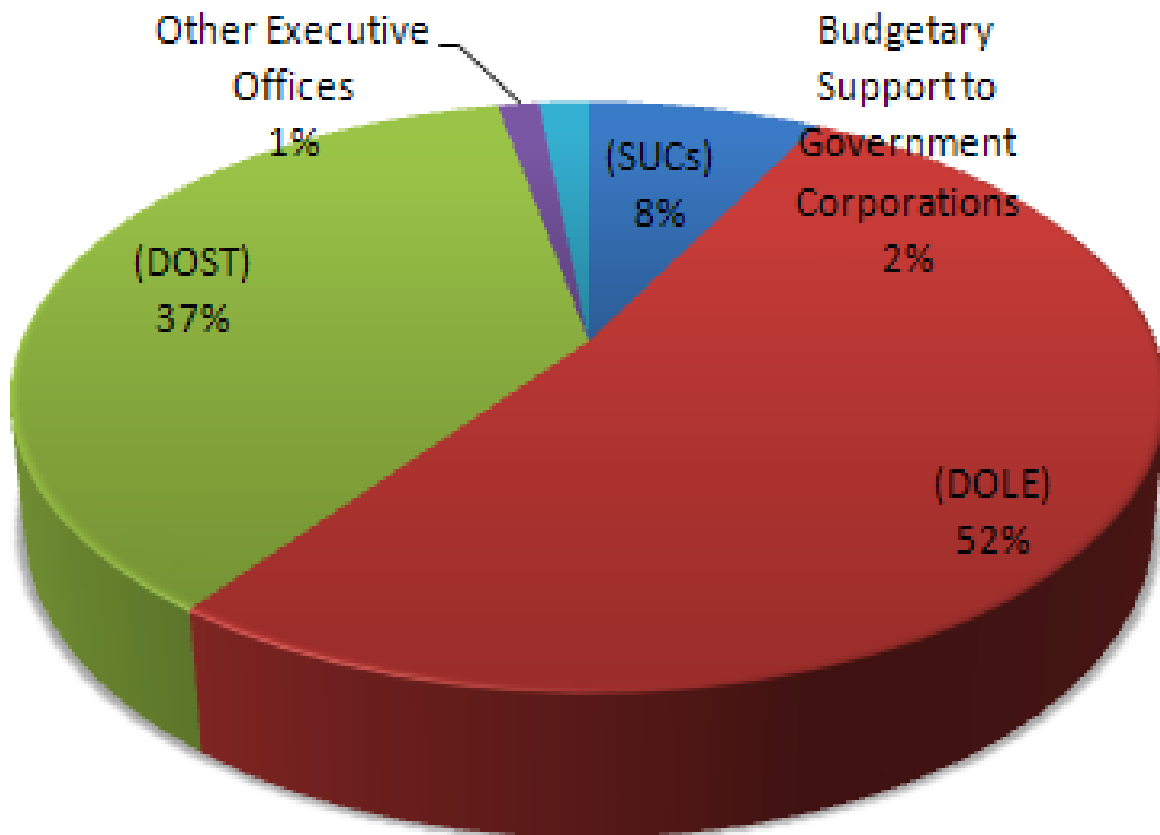
264 Tertiary Education

DEPARTMENT NAME	AMOUNT (In Thousand Pesos)	% (Sub-sector)	% NEP
State Universities and Colleges (SUCs)	25,344,244.00	86.61%	0.97%
Other Executive Offices	3,093,940.00	10.57%	0.12%
Department of National Defense (DND)	629,521.00	2.15%	0.02%
Autonomous Region in Muslim Mindanao (ARMM)	194,075.00	0.66%	0.01%
Department of Public Works and Highways (DPWH)	2,000.00	0.01%	0.00%
TOTAL	29,263,780.00	100.00%	1.12%



265 Education Not Definable by Level

DEPARTMENT NAME	AMOUNT (In Thousand Pesos)	% (Sub-sector)	% NEP
Department of Labor and Employment (DOLE)	5,024,122.00	52.44%	0.19%
Department of Science and Technology (DOST)	3,520,588.00	36.74%	0.14%
State Universities and Colleges (SUCs)	744,471.00	7.77%	0.03%
Budgetary Support to Government Corporations	160,650.00	1.68%	0.01%
Other Executive Offices	131,360.00	1.37%	0.01%
TOTAL	9,581,191.00	100.00%	0.37%

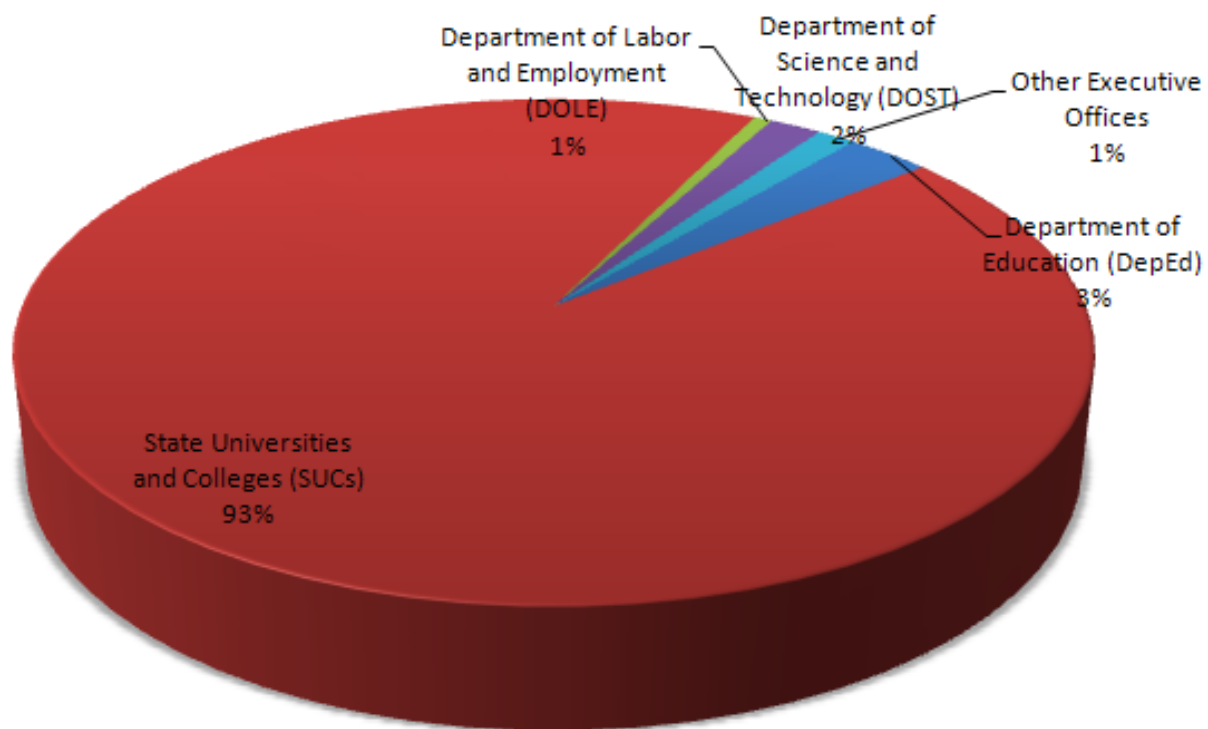


266 Subsidiary Services to Education

DEPARTMENT NAME	AMOUNT (In Thousand Pesos)	% (Sub-sector)	% NEP
Department of Education (DepEd)	1,715,767.00	100%	0.066%

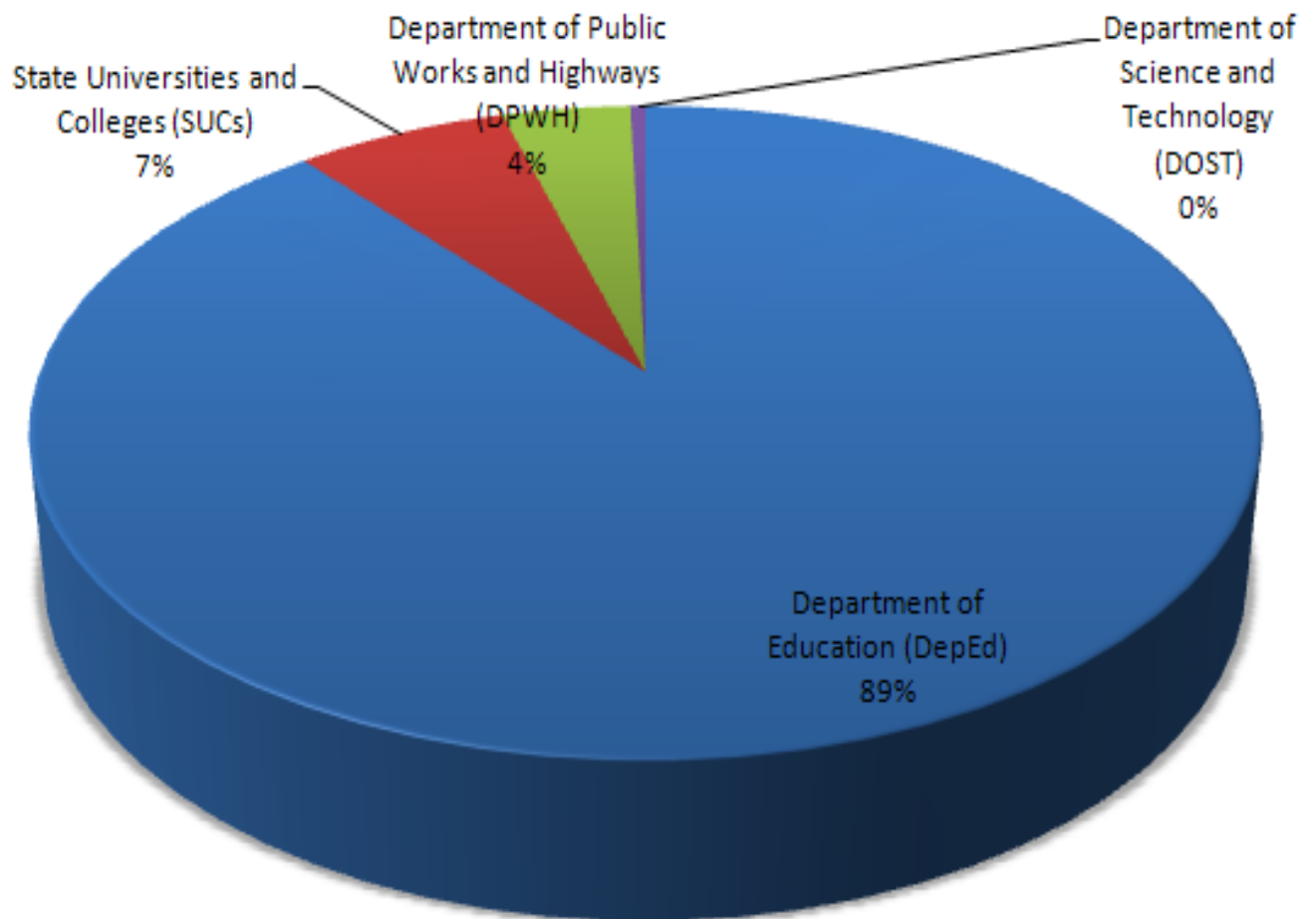
267 R&D Education

DEPARTMENT NAME	AMOUNT (In Thousand Pesos)	% (Sub-sector)	% NEP
State Universities and Colleges (SUCs)	1,452,829.00	93.16%	0.056%
Department of Education (DepEd)	46,364.00	2.97%	0.002%
Department of Science and Technology (DOST)	28,851.00	1.85%	0.001%
Other Executive Offices	21,430.00	1.37%	0.001%
Department of Labor and Employment (DOLE)	10,105.00	0.65%	0.000%
TOTAL	1,559,579.00	100.00%	0.060%



268 School Buildings

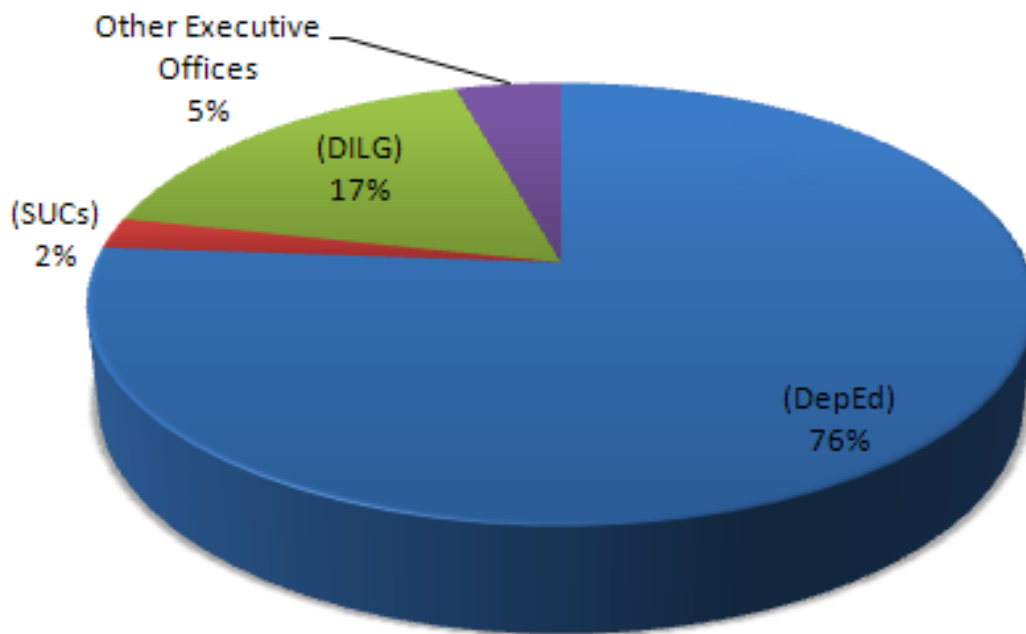
DEPARTMENT NAME	AMOUNT (In Thousand Pesos)	% (Sub-sector)	% NEP
Department of Education (DepEd)	54,791,755.00	88.83%	2.103%
State Universities and Colleges (SUCs)	4,103,037.00	6.65%	0.157%
Department of Public Works and Highways (DPWH)	2,487,273.00	4.03%	0.095%
Department of Science and Technology (DOST)	302,512.00	0.49%	0.012%
TOTAL	61,684,577.00	100.00%	2.367%



269 Education n.e.c.

DEPARTMENT NAME	AMOUNT (In Thousand Pesos)	% (Sub-sector)	% NEP
Department of Education (DepEd)	6,197,104.00	76.14%	0.24%
Department of the Interior and Local Government (DILG)	1,406,138.00	17.28%	0.05%
Other Executive Offices	352,057.00	4.33%	0.01%
State Universities and Colleges (SUCs)	184,189.00	2.26%	0.01%
TOTAL	8,139,488.00	100.00%	0.31%

Note: n.e.c. is Not Elsewhere Classified



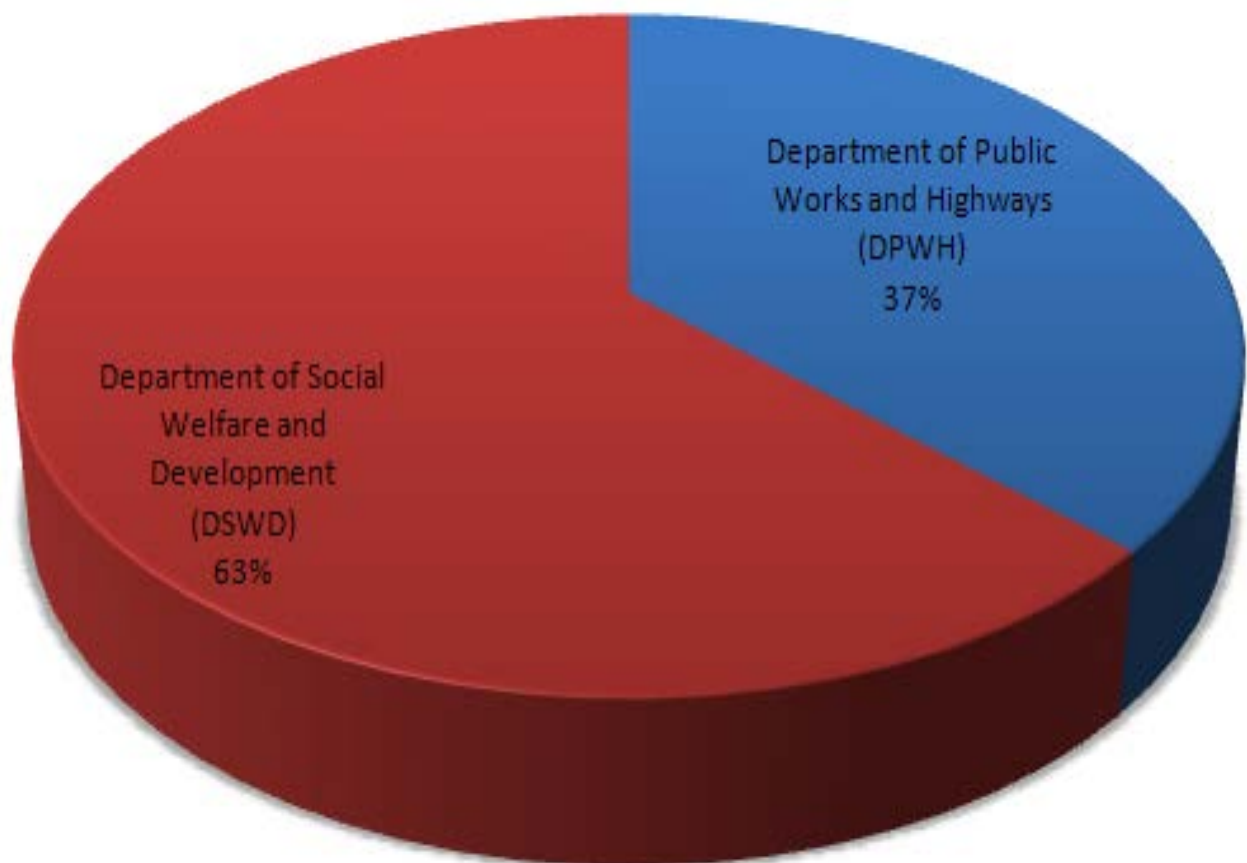
270 Pre-primary, Primary and Secondary

DEPARTMENT NAME	AMOUNT (In Thousand Pesos)	% (Sub-sector)	% NEP
Department of Education (DepEd)	23,731,040.00	100%	0.91%

280: SOCIAL PROTECTION SECTOR

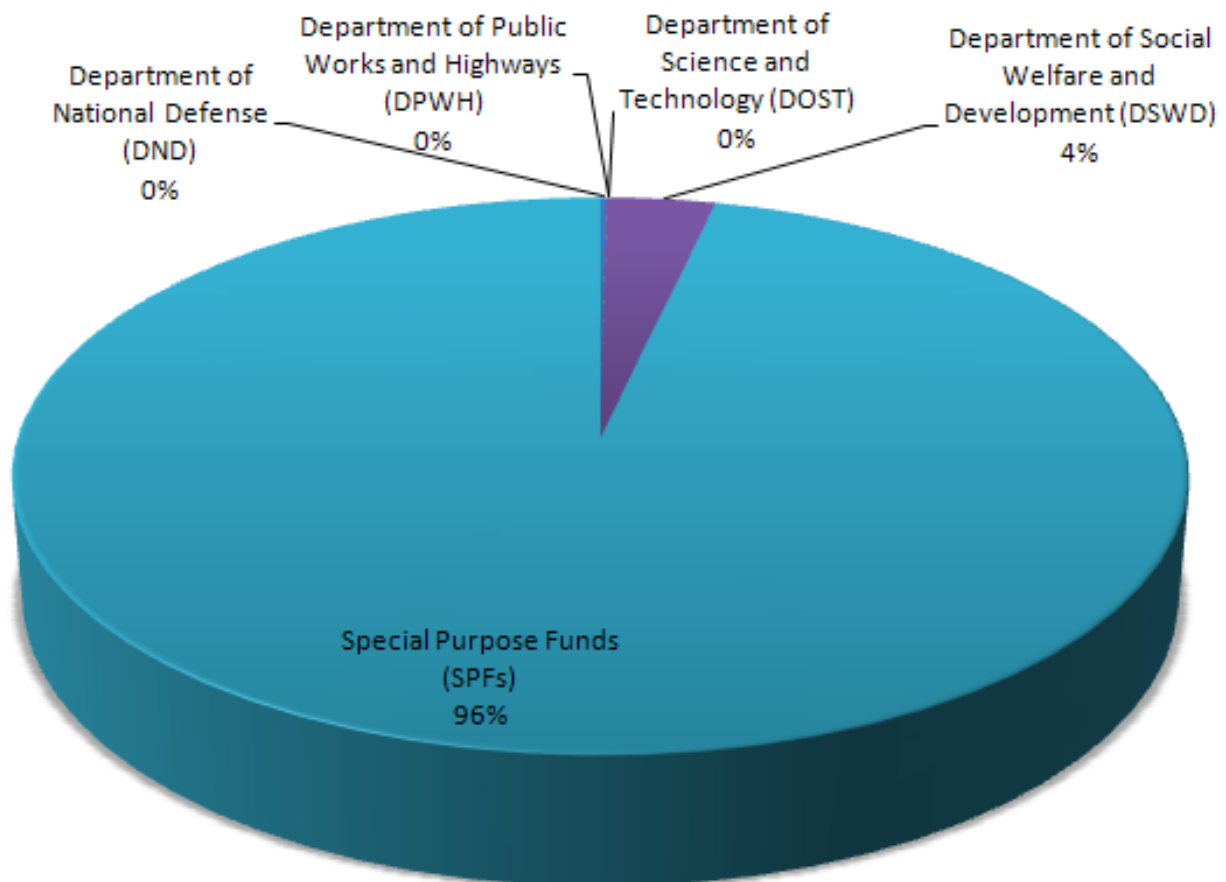
281 Sickness and Disability (Persons with Disabilities)

DEPARTMENT NAME	AMOUNT (In Thousand Pesos)	% (Sub-sector)	% NEP
Department of Social Welfare and Development (DSWD)	25,510.00	62.97%	0.001%
Department of Public Works and Highways (DPWH)	15,000.00	37.03%	0.001%
TOTAL	40,510.00	100.00%	0.002%



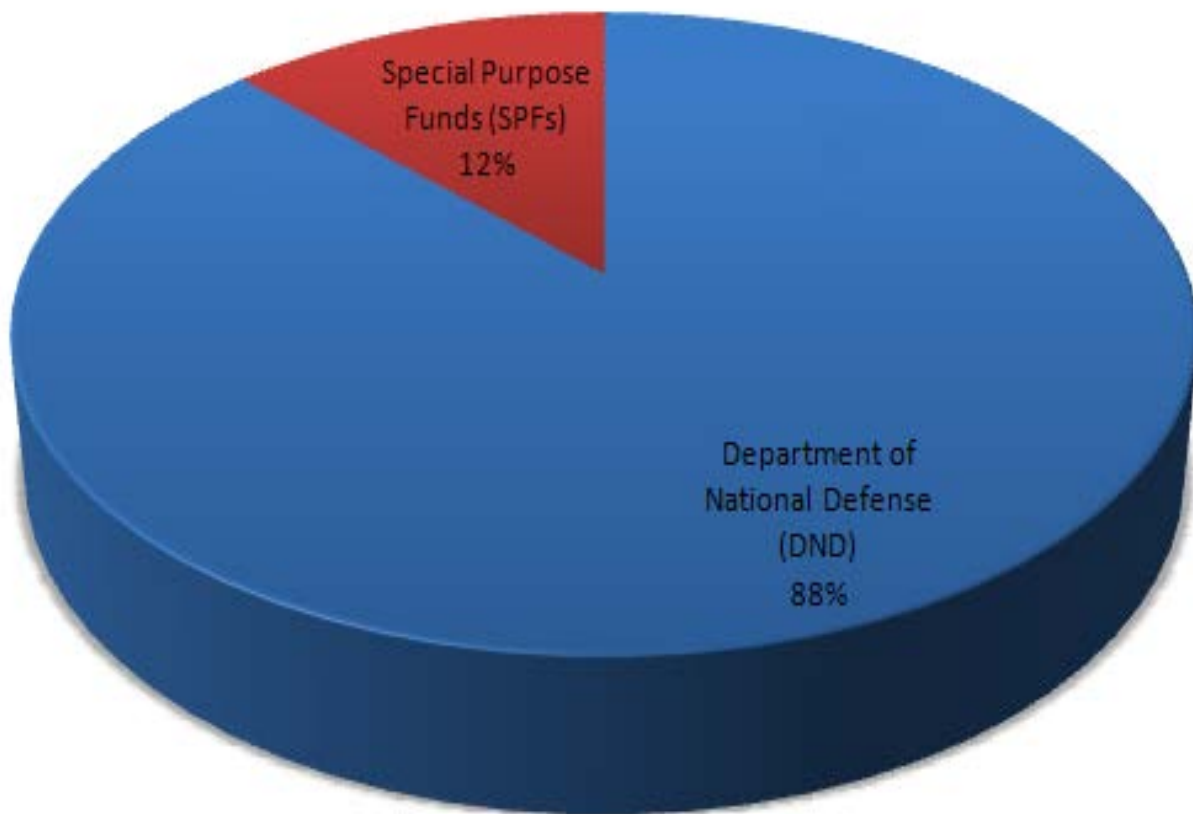
282 Old Age (Senior Citizens)

DEPARTMENT NAME	AMOUNT (In Thousand Pesos)	% (Sub-sector)	% NEP
Special Purpose Funds (SPFs)	138,666,386.00	96.39%	5.321%
Department of Social Welfare and Development (DSWD)	4,884,806.00	3.40%	0.187%
Department of National Defense (DND)	278,389.00	0.19%	0.011%
Department of Public Works and Highways (DPWH)	16,200.00	0.01%	0.001%
Department of Science and Technology (DOST)	8,246.00	0.01%	0.000%
TOTAL	143,854,027.00	100.00%	5.520%



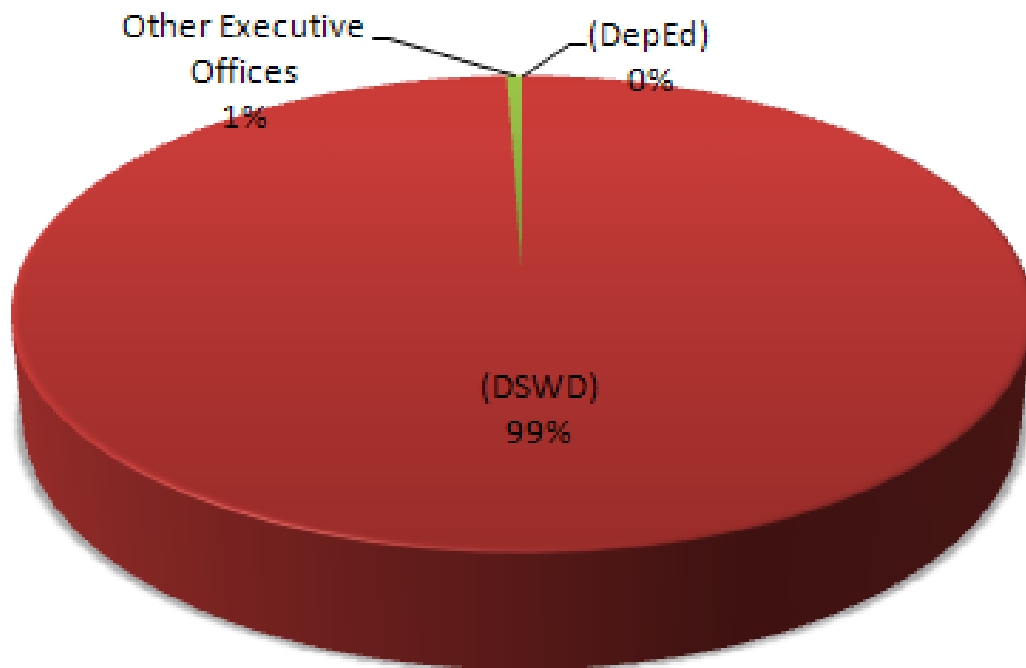
283 Survivors (Gender and Development, Internally Displaced Persons and Disaster Relief Assistance)

DEPARTMENT NAME	AMOUNT (In Thousand Pesos)	% (Sub-sector)	% NEP
Department of National Defense (DND)	352,500.00	87.58%	0.014%
Special Purpose Funds (SPFs)	50,000.00	12.42%	0.002%
TOTAL	402,500.00	100.00%	0.015%



284 Family and Children (Street Families)

DEPARTMENT NAME	AMOUNT (In Thousand Pesos)	% (Sub-sector)	% NEP
Department of Social Welfare and Development (DSWD)	4,259,678.00	99.41%	0.16%
Other Executive Offices	25,224.00	0.59%	0.00%
Department of Education (DepEd)	175.00	0.00%	0.00%
TOTAL	4,285,077.00	100.00%	0.16%



285 Unemployment (Labor Standards, Minimum Wages, Emergency Employment, etc.)

DEPARTMENT NAME	AMOUNT (In Thousand Pesos)	% (Sub-sector)	% NEP
Department of Labor and Employment (DOLE)	2,432,781.00	100%	0.093%

286 Housing

DEPARTMENT NAME	AMOUNT (In Thousand Pesos)	% (Sub-sector)	% NEP
Budgetary Support to Government Corporations	9,742,865.00	100%	0.374%

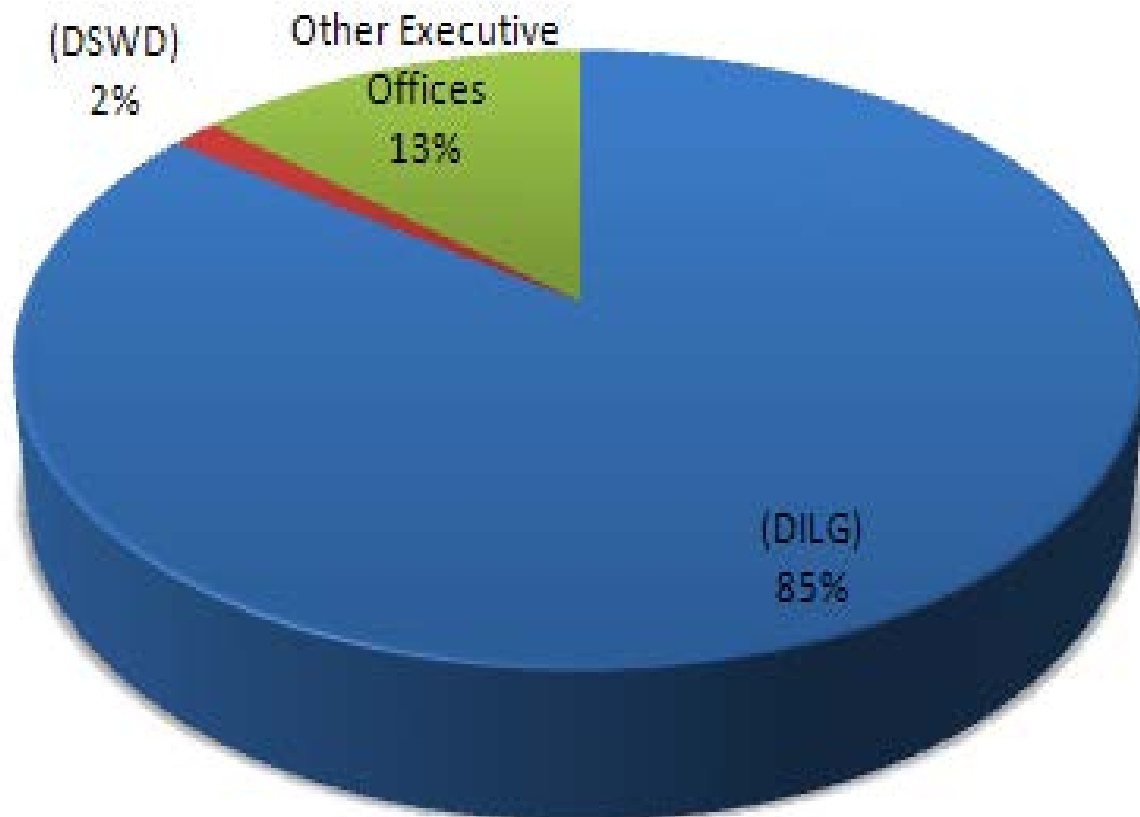
287 Pantawid Pamilya Program or the Conditional Cash Transfer (CCT)

DEPARTMENT NAME	AMOUNT	% (Sub-sector)	% NEP
Department of Social Welfare and Development (DSWD)	64,737,890.00	100%	2.484%

288 Social Exclusion n.e.c

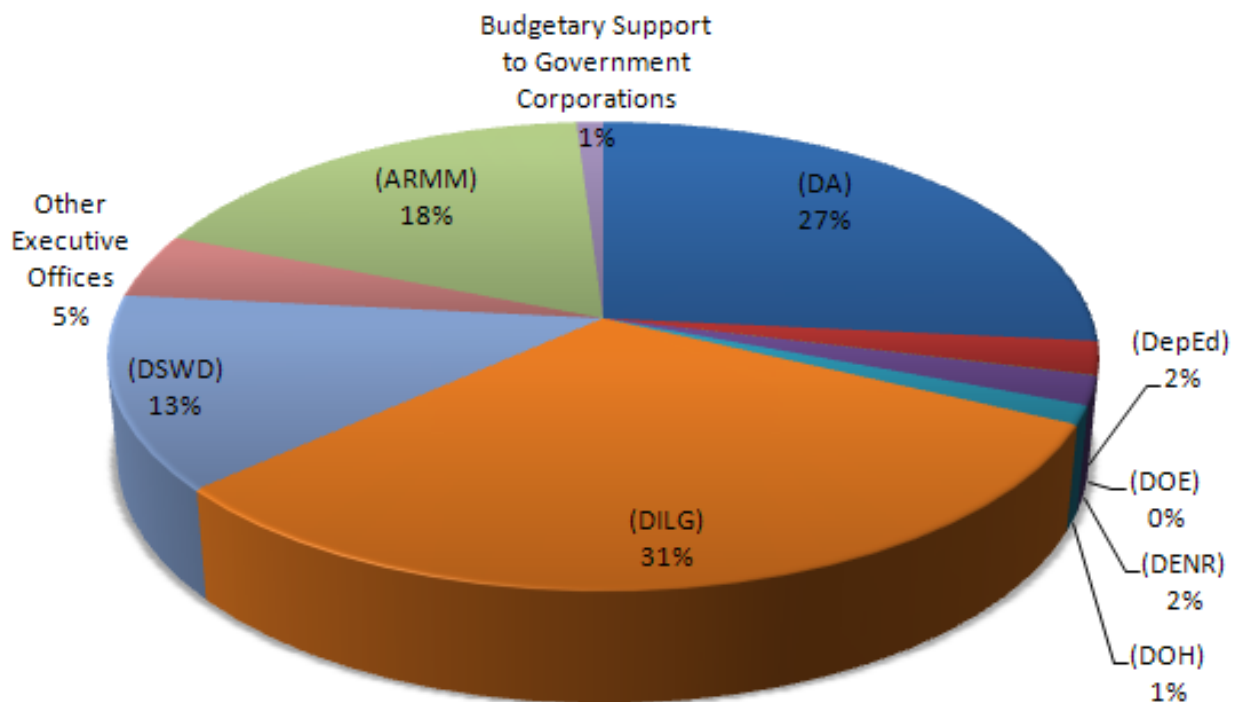
DEPARTMENT NAME	AMOUNT (In Thousand Pesos)	% (Sub-sector)	% NEP
Department of the Interior and Local Government (DILG)	1,244,606.00	85.03%	0.05%
Other Executive Offices	195,460.00	13.35%	0.01%
Department of Social Welfare and Development (DSWD)	23,635.00	1.61%	0.00%
TOTAL	1,463,701.00	100.00%	0.06%

Note: n.e.c. is Not Elsewhere Classified



291 Conflict-Affected Areas

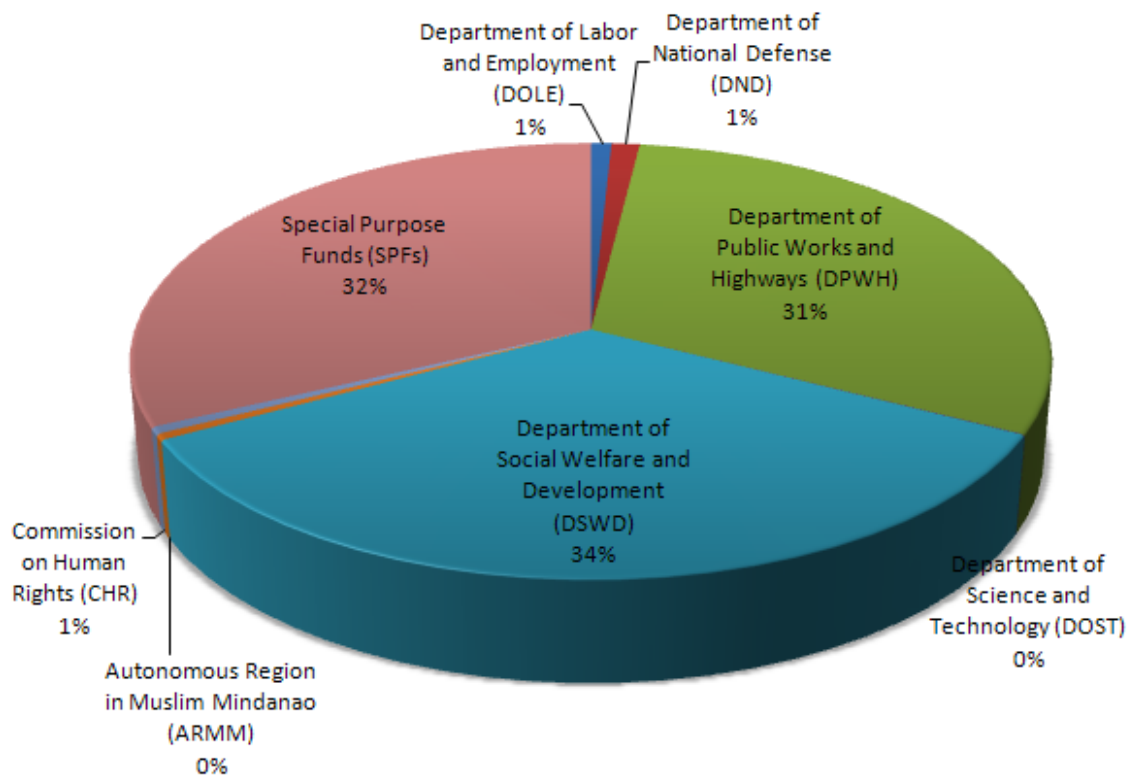
DEPARTMENT NAME	AMOUNT (In Thousand Pesos)	% (Sub-sector)	% NEP
Department of the Interior and Local Government (DILG)	3,143,743.00	31.17%	0.12%
Department of Agriculture (DA)	2,678,240.00	26.56%	0.10%
Autonomous Region in Muslim Mindanao (ARMM)	1,801,702.00	17.87%	0.07%
Department of Social Welfare and Development (DSWD)	1,343,033.00	13.32%	0.05%
Other Executive Offices	452,254.00	4.48%	0.02%
Department of Education (DepEd)	231,000.00	2.29%	0.01%
Department of Environment and Natural Resources (DENR)	200,000.00	1.98%	0.01%
Department of Health (DOH)	129,035.00	1.28%	0.00%
Budgetary Support to Government Corporations	102,590.00	1.02%	0.00%
Department of Energy (DOE)	3,320.00	0.03%	0.00%
TOTAL	10,084,917.00	100.00%	0.39%



292 Social Protection n.e.c.

DEPARTMENT NAME	AMOUNT (In Thousand Pesos)	% (Sub-sector)	% NEP
Department of Social Welfare and Development (DSWD)	32,643,894.00	51.52%	1.25%
Special Purpose Funds (SPFs)	15,000,000.00	23.67%	0.58%
Department of Public Works and Highways (DPWH)	14,341,333.00	22.63%	0.55%
Department of National Defense (DND)	530,000.00	0.84%	0.02%
Department of Labor and Employment (DOLE)	385,202.00	0.61%	0.01%
Commission on Human Rights (CHR)	239,938.00	0.38%	0.01%
Autonomous Region in Muslim Mindanao (ARMM)	208,454.00	0.33%	0.01%
Department of Science and Technology (DOST)	16,950.00	0.03%	0.00%
TOTAL	63,365,771.00	100.00%	2.43%

Note: n.e.c. is Not Elsewhere Classified



ANNEX A - UACS SECTOR OUTCOME DESCRIPTIONS (COFOG)

Introduction

The Department of Budget and Management (DBM), the Commission on Audit (COA), and Department of Finance (DOF) developed and adopted the UACS Coding Structure through Joint Circular 2013-1 dated August 6, 2013. This coding structure is in the process of being enhanced to include the Sector Outcome as part of the UACS MFO/PAP Code to provide the ability to identify the sector information for budget and expenditure. The sector outcome adopted by DBM, COA, and DOF is the international standard Classifications of Functions of Government (COFOG), with some minor additions that are specific to the government's needs. The COFOG is used by the Organization for Economic Cooperation and Development (OECD), United Nations (UN), International Monetary Fund (IMF), and others. This COFOG is also consistent with the already adopted Government Finance Statistics (GFS) required by the IMF, which will facilitate the required finance statistics reporting by the Bureau of Treasury. This will provide the ability to track budgets and expenditures to the sector outcomes.

The UACS MFO/PAP Code has been expanded to include Sector Outcomes to accomplish this. The sector outcomes in UACS are intended to provide the means to capture information at an aggregated level. This is intended to be utilized for budget formulation, budget preparation, expenditures, and reporting. This is will significantly improve the information needed for setting budget priorities and budget analysis.

The UACS MFO/PAP codes for Sector Outcomes are in the process of being implemented. This manual is intended to provide guidance on selection of the proper sector outcome code value. This manual is mainly from the United Nations descriptions of the COFOG and adopted for the DBM, COA, DOF UACS code values utilized.

The Business rules that are required to be followed are that the Sector Code shall not be utilized, these are intended as headings. Only the Sub-Sector Code shall be utilized. All MFO/PAPs are required to have Sub-Sector Outcome Code Value.

Sector 100 - General Public Services

Sub-sector 101 - Executive and legislative organs, financial and fiscal affairs, external affairs

Administration, operation or support of executive and legislative organs.

- Includes: office of the chief executive at all levels of government - office of the monarch, governor-general, president, prime minister, governor, mayor, etc.; legislative bodies at all levels of government - parliaments, chambers of deputies, senates, assemblies, town councils, etc.; advisory, administrative and political staffs attached to chief executive offices and legislatures; libraries and other reference services serving mainly executive and legislative organs; physical amenities provided to the chief executive, the legislature and their aides; permanent or ad hoc commissions and committees created by or acting on behalf of the chief executive or legislature.

Administration of financial and fiscal affairs and services; management of public funds and public debt; operation of taxation schemes;

- Operation of the treasury or ministry of finance, the budget office, the inland revenue agency, the customs authorities, the accounting and auditing services;
- Production and dissemination of general information, technical documentation and statistics on financial and fiscal affairs and services.
- Includes: financial and fiscal affairs and services at all levels of government.

Administration of external affairs and services;

- Operation of the ministry of external affairs and diplomatic and consular missions stationed abroad or at offices of international organizations; operation or support of information and cultural services for distribution beyond national boundaries; operation or support of libraries, reading rooms and reference services located abroad;
- Regular subscriptions and special contributions to meet general operating expenses of international organizations.

Excludes: ministerial offices, offices of heads of departments of local governments, interdepartmental committees, etc. concerned with a specific function (classified according to function); underwriting or flotation charges and interest payments on government loans (107); supervision of the banking industry (161); economic aid to developing countries and countries in transition (102); economic aid missions accredited to foreign governments (102); contributions to aid programmes administered by international or regional organizations (102); military units stationed abroad (121); military aid to foreign countries (123); general foreign economic and commercial affairs (161); tourism affairs and services (167).

Sub-sector 102 - Foreign economic aid

Administration of economic cooperation with developing countries and countries in transition;

- Operation of economic aid missions accredited to foreign governments; operation or support of technical assistance programmes, training programmes and fellowship and scholarship schemes;
- Economic aid in the form of grants (in cash or in kind) or loans (regardless of interest charged).

Administration of economic aid routed through international organizations;

- Contributions in cash or in kind to economic development funds administered by international, regional or other multinational organizations.

Excludes: contributions to economic development funds administered by international or regional organizations (102); military aid to foreign countries (123); aid to international peacekeeping operations (123).

Sub-sector 103 - General services

Administration and operation of general personnel services, including development and implementation of general personnel policies and procedures covering selection, promotion, rating methods, the description, evaluation and classification of jobs, the administration of civil service regulations and similar matters.

Administration and operation of overall economic and social planning services and of overall statistical services, including formulation, coordination and monitoring of overall economic and social plans and programmes and of overall statistical plans and programmes.

Administration and operation of other general services such as centralized supply and purchasing services, maintenance and storage of government records and archives, operation of government owned or occupied buildings, central motor vehicle pools, government operated printing offices, centralized computer and data processing services, etc.

Excludes: personnel administration and services connected with a specific function (classified according to function); other general services connected with a specific function (classified according to function); economic and social planning services and statistical services connected with a specific function (classified according to function).

Sub-sector 104 - Basic research

Administration and operation of government agencies engaged in basic research;

- Grants, loans or subsidies to support basic research undertaken by non-government bodies such as research institutes and universities.

Excludes: applied research and experimental development (classified by function).

Sub-sector 105 - R&D General public services

Applied research is original investigation undertaken in order to acquire new knowledge, but directed primarily towards a specific practical aim or objective.

Experimental development is systematic work, drawing on existing knowledge gained from research and practical experience, that is directed to producing new materials, products and devices; to installing new processes, systems and services; or to improving substantially those already produced or installed.

Sub-sector 106 - General public services n.e.c.

Administration, operation or support of general public services such as registration of voters, holding of elections and referendums, administration of non-self-governing and trust territories, etc.

- Includes: general public services that cannot be assigned to (101), (102), (103), (104) or (105).

Excludes: public debt transactions (107); transfers of a general character between different levels of government (108).

Sub-sector 107 - Public debt transactions

Interest payments and outlays for underwriting and floating government loans.

Excludes: administrative costs of public debt management (101).

Sub-sector 108 - Transfers of a general character between different levels of government

Transfers between different levels of government that are of a general character and not allocated to a particular function.

Sub-sector 109 – Governance / Government Institutions and Regulatory Regime

Added by NEDA. Description to be added.

Sector 120 - Defense

Sub-sector 121 - Military defense

Administration of military defense affairs and services;

- Operation of land, sea, air and space defense forces; operation of engineering, transport, communication, intelligence, personnel and other non-combat defense forces; operation or support of reserve and auxiliary forces of the defense establishment.
- Includes: offices of military attachés stationed abroad; field hospitals.

Excludes: military aid missions (123); base hospitals (223); military schools and colleges where curricula resemble those of civilian institutions even though attendance may be limited to military personnel and their families (261), (262), (263) or (264); pension schemes for military personnel (282).

Sub-sector 122 - Civil defense

Administration of civil defense affairs and services; formulation of contingency plans; organization of exercises involving civilian institutions and populations;

- Operation or support of civil defense forces.

Excludes: civil protection services (142); purchase and storage of food, equipment and other supplies for emergency use in the case of peacetime disasters (292).

Sub-sector 123 - Foreign military aid

Administration of military aid and operation of military aid missions accredited to foreign governments or attached to international military organizations or alliances;

- military aid in the form of grants (in cash or in kind), loans (regardless of interest charged) or loans of equipment; contributions to international peacekeeping forces including the assignment of manpower.

Sub-sector 124 - R&D Defense

Administration and operation of government agencies engaged in applied research and experimental development related to defense;

- Grants, loans or subsidies to support applied research and experimental development related to defense undertaken by non-government bodies such as research institutes and universities.

Excludes: basic research (104).

Sub-Sector 125 – Territorial integrity

Added by NEDA. Description to be added.

Sub-sector 126 – Defense against Cybercrimes

Added by NEDA. Description to be added.

Sub-sector 127 – Defense n.e.c.

Administration, operation or support of activities such as formulation, administration, coordination and monitoring of overall policies, plans, programmes and budgets relating to defense; preparation and enforcement of legislation relating to defense; production and dissemination of general information, technical documentation and statistics on defense; etc.

Includes: defense affairs and services that cannot be assigned to (121), (122), (123) or (124).

Excludes: administration of war veterans' affairs (282).

Note: n.e.c. is Not Elsewhere Classified

Sector 140 - Public order and safety

Sub-sector 141 - Police services

Administration of police affairs and services, including alien registration, issuing work and travel documents to immigrants, maintenance of arrest records and statistics related to police work, road traffic regulation and control, prevention of smuggling and control of offshore and ocean fishing;

- Operation of regular and auxiliary police forces, of port, border and coast guards, and of other special police forces maintained by public authorities; operation of police laboratories; operation or support of police training programmes.
- Includes: traffic wardens.

Excludes: police colleges offering general education in addition to police training (261), (262), (263) or (264).

Sub-sector 142 - Fire-protection services

Administration of fire-prevention and fire-fighting affairs and services;

- Operation of regular and auxiliary fire brigades and of other fire-prevention and fire-fighting services maintained by public authorities; operation or support of fire-prevention and fire-fighting training programmes.
- Includes: civil protection services such as mountain rescue, beach surveillance, evacuation of flooded areas, etc.

Excludes: civil defense (122); forces especially trained and equipped for fighting or preventing forest fires (162).

Sub-sector 143 - Law courts

Administration, operation or support of civil and criminal law courts and the judicial system, including enforcement of fines and legal settlements imposed by the courts and operation of parole and probation systems;

- Legal representation and advice on behalf of government or on behalf of others provided by government in cash or in services.
- Includes: administrative tribunals, ombudsmen and the like.

Excludes: prison administration (144).

Sub-sector 144 – Prisons

Administration, operation or support of prisons and other places for the detention or rehabilitation of criminals such as prison farms, workhouses, reformatories, borstals, asylums for the criminally insane, etc.

Sub-sector 145 - R&D Public order and safety

Administration and operation of government agencies engaged in applied research and experimental development related to public order and safety;

- Grants, loans or subsidies to support applied research and experimental development related to public order and safety undertaken by non-government bodies such as research institutes and universities.

Excludes: basic research (104).

Sub-sector 146 - Public order and safety n.e.c.

Administration, operation or support of activities such as formulation, administration, coordination and monitoring of overall policies, plans, programmes and budgets relating to public order and safety; preparation and enforcement of legislation and standards for the provision of public order and safety; production and dissemination of general information, technical documentation and statistics on public order and safety.

- Includes: public order and safety affairs and services that cannot be assigned to (141), (142), (143), (144) or (145).

Note: n.e.c. is Not Elsewhere Classified

Sector 160 - Economic affairs

Sub-sector 161 - General economic, commercial and labor affairs

Administration of general economic and commercial affairs and services, including general foreign commercial affairs; formulation and implementation of general economic and commercial policies; liaison among different branches of government and between government and business;

- Regulation or support of general economic and commercial activities such as export and import trade as a whole, commodity and equity markets, overall income controls, general trade promotion activities, general regulation of monopolies and other restraints on trade and market entry, etc.; supervision of the banking industry;
- Operation or support of institutions dealing with patents, trademarks, copyrights, company registration, weather forecasting, standards, hydrologic surveys, geodesic surveys, etc.;
- Grants, loans or subsidies to promote general economic and commercial policies and programmes.
- Includes: consumer education and protection.

Administration of general labor affairs and services; formulation and implementation of general labor policies; supervision and regulation of labor conditions (hours of work, wages, safety, etc.); liaison among different branches of government and between government and overall industrial, business and labor organizations;

- Operation or support of general programmes or schemes to facilitate labor mobility, to reduce sex, race, age and other discrimination, to reduce the rate of unemployment in distressed or underdeveloped regions, to promote the employment of disadvantaged or other groups characterized by high unemployment rates, etc.; operation of labor exchanges; operation or support of arbitration and mediation services;
- Production and dissemination of general information, technical documentation and statistics on general labor affairs and services;
- Grants, loans or subsidies to promote general labor policies and programmes.

Excludes: economic and commercial affairs of a particular industry (classified to (162) through (167) as appropriate); labor affairs of a particular industry (classified to (162) through (167) as appropriate); provision of social protection in the form of cash benefits and benefits in kind to persons who are unemployed (285).

Sub-sector 162 - Agriculture, forestry, fishing and hunting

Administration of agricultural affairs and services; conservation, reclamation or expansion of arable land; agrarian reform and land settlement; supervision and regulation of the agricultural industry;

- Construction or operation of flood control, irrigation and drainage systems, including grants, loans or subsidies for such works;
- Operation or support of programmes or schemes to stabilize or improve farm prices and farm incomes; operation or support of extension services or veterinary services to farmers, pest control services, crop inspection services and crop grading services;
- Production and dissemination of general information, technical documentation and statistics on agricultural affairs and services;
- Compensation, grants, loans or subsidies to farmers in connection with agricultural activities, including payments for restricting or encouraging output of a particular crop or for allowing land to remain uncultivated.

Administration of forestry affairs and services; conservation, extension and rationalized exploitation of forest reserves; supervision and regulation of forest operations and issuance of tree-felling licenses;

- Operation or support of reforestation work, pest and disease control, forest fire-fighting and fire prevention services and extension services to forest operators;
- Production and dissemination of general information, technical documentation and statistics on forestry affairs and services;
- Grants, loans or subsidies to support commercial forest activities.
- Includes: forest crops in addition to timber.

This sub-sector covers both commercial fishing and hunting, and fishing and hunting for sport. The fishing and hunting affairs and services listed below refer to activities that take place outside natural parks and reserves.

- Administration of fishing and hunting affairs and services; protection, propagation and rationalized exploitation of fish and wildlife stocks; supervision and regulation of freshwater fishing, coastal fishing, ocean fishing, fish farming, wildlife hunting and issuance of fishing and hunting licenses;
- Operation or support of fish hatcheries, extension services, stocking or culling activities, etc.;
- Production and dissemination of general information, technical documentation and statistics on fishing and hunting affairs and services;
- Grants, loans or subsidies to support commercial fishing and hunting activities, including the construction or operation of fish hatcheries.

Excludes: multi-purpose development projects (167); control of offshore and ocean fishing (141); administration, operation or support of natural parks and reserves (184).

Sub-sector 163 - Fuel and energy

This sub-sector covers coal of all grades, lignite and peat irrespective of the method used in their extraction or beneficiation and the conversion of these fuels to other forms such as coke or gas.

- Administration of solid mineral fuel affairs and services; conservation, discovery, development and rationalized exploitation of solid mineral fuel resources; supervision and regulation of the extraction, processing, distribution and use of solid mineral fuels;
- Production and dissemination of general information, technical documentation and statistics on solid mineral fuel affairs and services;
- Grants, loans or subsidies to support the solid mineral fuel industry and the coke, briquette or manufactured gas industries.

This sub-sector covers natural gas, liquefied petroleum gases and refinery gases, oil from wells or other sources such as shale or tar sands and the distribution of town gas regardless of its composition.

- Administration of petroleum and natural gas affairs and services; conservation, discovery, development and rationalized exploitation of petroleum and natural gas resources; supervision and regulation of the extraction, processing, distribution and use of petroleum and natural gas;
- Production and dissemination of general information, technical documentation and statistics on petroleum and natural gas affairs and services;
- Grants, loans or subsidies to support the petroleum extraction industry and the industry refining crude petroleum and related liquid and gaseous products.

Administration of nuclear fuel affairs and services; conservation, discovery, development and rationalized exploitation of nuclear material resources; supervision and regulation of the extraction and processing of nuclear fuel materials and of the manufacture, distribution and use of nuclear fuel elements;

- Production and dissemination of general information, technical documentation and statistics on nuclear fuel affairs and services;
- Grants, loans or subsidies to support the nuclear materials mining industry and the industries processing such materials.

Administration of affairs and services involving fuels such as alcohol, wood and wood wastes, bagasse and other non-commercial fuels;

- Production and dissemination of general information, technical documentation and statistics on availability, production and utilization of such fuels;
- Grants, loans or subsidies to promote the use of such fuels for the production of energy.

This sub-sector covers both traditional sources of electricity such as thermal or hydro supplies and newer sources such as wind or solar heat.

- Administration of electricity affairs and services; conservation, development and rationalized exploitation of electricity supplies; supervision and regulation of the generation, transmission and distribution of electricity;
- Construction or operation of non-enterprise-type electricity supply systems;
- Production and dissemination of general information, technical documentation and statistics on electricity affairs and services;

- Grants, loans or subsidies to support the electricity supply industry, including such outlays for the construction of dams and other works designed chiefly to provide electricity.

Administration of non-electric energy affairs and services which chiefly concern the production, distribution and utilization of heat in the form of steam, hot water or hot air;

- Construction or operation of non-enterprise-type systems supplying non-electric energy;
- Production and dissemination of general information, technical documentation and statistics on availability, production and utilization of non-electric energy;
- Grants, loans or subsidies to promote the use of non-electric energy.
- Includes: geothermal resources; non-electric energy produced by wind or solar heat.

Excludes: solid mineral fuel transportation affairs (classified to the appropriate sub-sector of 165); petroleum or gas transportation affairs (classified to the appropriate sub-sector of 165); nuclear fuel transportation affairs (classified to the appropriate sub-sector of 165); disposal of radioactive wastes (181); forest management (162); wind and solar heat (163); geothermal resources (163); non-electric energy produced by wind or solar heat (163).

Sub-sector 164 - Mining, manufacturing and construction

This class covers metal-bearing minerals, sand, clay, stone, chemical and fertilizer minerals, salt, gemstones, asbestos, gypsum, etc.

- Administration of mining and mineral resource affairs and services; conservation, discovery, development and rationalized exploitation of mineral resources; supervision and regulation of prospecting, mining, marketing and other aspects of mineral production;
- Production and dissemination of general information, technical documentation and statistics on mining and mineral resource affairs and services;
- Grants, loans or subsidies to support commercial mining activities.
- Includes: issuance of licenses and leases, regulation of production rates, inspection of mines for conformity to safety regulations, etc.

Administration of manufacturing affairs and services; development, expansion or improvement of manufacturing; supervision and regulation of the establishment and operation of manufacturing plants; liaison with manufacturers' associations and other organizations interested in manufacturing affairs and services;

- Production and dissemination of general information, technical documentation and statistics on manufacturing activities and manufactured products;
- Grants, loans or subsidies to support manufacturing enterprises.
- Includes: inspection of manufacturing premises for conformity with safety regulations, protection of consumers against dangerous products, etc.

Administration of construction affairs and services; supervision of the construction industry; development and regulation of construction standards;

- Production and dissemination of general information, technical documentation and statistics on construction affairs and services.
- Includes: issuance of certificates permitting occupancy, inspection of construction sites for conformity with safety regulations, etc.

Excludes: coal and other solid fuels (163), petroleum and natural gas (163) and nuclear fuel materials (163); affairs and services concerning the coal processing industry (163), the petroleum refinery industry (163) or the nuclear fuel industry (163); grants, loans and subsidies for the construction of housing, industrial buildings, streets, public utilities, cultural facilities, etc. (classified according to function); development and regulation of housing standards (201).

Sub-sector 165 – Transport

Administration of affairs and services concerning operation, use, construction and maintenance of road transport systems and facilities (roads, bridges, tunnels, parking facilities, bus terminals, etc.);

- Supervision and regulation of road users (vehicle and driver licensing, vehicle safety inspection, size and load specifications for passenger and freight road transport, regulation of hours of work of bus, coach and lorry drivers, etc.), of road transport system operations (granting of franchises, approval of freight tariffs and passenger fares and of hours and frequency of service, etc.) and of road construction and maintenance;
- Construction or operation of non-enterprise-type road transport systems and facilities;
- Production and dissemination of general information, technical documentation and statistics on road transport system operations and on road construction activities;
- Grants, loans or subsidies to support the operation, construction, maintenance or upgrading of road transport systems and facilities.
- Includes: highways, urban roads, streets, bicycle paths and footpaths.

Administration of affairs and services concerning operation, use, construction and maintenance of inland, coastal and ocean water transport systems and facilities (harbors, docks, navigation aids and equipment, canals, bridges, tunnels, channels, breakwaters, piers, wharves, terminals, etc.);

- Supervision and regulation of water transport users (registration, licensing and inspection of vessels and crews, regulations concerning passenger safety and freight security, etc.), of water transport system operations (granting of franchises, approval of freight tariffs and passenger fares and of hours and frequency of service, etc.) and of water transport facility construction and maintenance;
- Construction or operation of non-enterprise-type water transport systems and facilities (such as ferries);

- Production and dissemination of general information, technical documentation and statistics on water transport system operations and on water transport facility construction activities;
- Grants, loans or subsidies to support the operation, construction, maintenance or upgrading of water transport systems and facilities.
- Includes: radio and satellite navigation aids; emergency rescue and towing services.

Administration of affairs and services concerning operation, use, construction or maintenance of railway transport systems and facilities (railway roadbeds, terminals, tunnels, bridges, embankments, cuttings, etc.);

- Supervision and regulation of railway users (rolling stock condition, roadbed stability, passenger safety, security of freight, etc.), of railway transport system operations (granting of franchises, approval of freight tariffs and passenger fares and of hours and frequency of service, etc.) and of railway construction and maintenance;
- Construction or operation of non-enterprise-type railway transport systems and facilities;
- Production and dissemination of general information, technical documentation and statistics on railway transport system operations and on railway construction activities;
- Grants, loans or subsidies to support the operation, construction, maintenance or upgrading of railway transport systems and facilities.
- Includes: long-line and interurban railway transport systems, urban rapid transit railway transport systems and street railway transport systems; acquisition and maintenance of rolling stock.

Administration of affairs and services concerning operation, use, construction and maintenance of air transport systems and facilities (airports, runways, terminals, hangars, navigation aids and equipment, air control amenities, etc.);

- Supervision and regulation of air transport users (registration, licensing and inspection of aircraft, pilots, crews, ground crews, regulations concerning passenger safety, investigation of air transport accidents, etc.), of air transport system operations (allocation of routes, approval of freight tariffs and passenger fares and of frequency and levels of service, etc.) and of air transport facility construction and maintenance;
- Construction or operation of non-enterprise-type public air transport services and facilities;
- Production and dissemination of general information, technical documentation and statistics on air transport system operations and on air transport facility construction;
- Grants, loans or subsidies to support the operation, construction, maintenance or upgrading of air transport systems and facilities.
- Includes: radio and satellite navigation aids; emergency rescue services; scheduled and non-scheduled freight and passenger services; regulation and control of flying by private individuals.

Administration of affairs and services concerning operation, use, construction and maintenance of pipeline and other transport systems (funiculars, cable cars, chairlifts, etc.);

- Supervision and regulation of users of pipeline and other transport systems (registration, licensing, inspection of equipment, operator skills and training; safety standards, etc.); of pipeline and other transport systems operations (granting of franchises, setting tariffs, frequency and levels of service, etc.) and of pipeline and other transport systems construction and maintenance;
- Construction or operation of non-enterprise-type pipeline and other transport systems;
- Production and dissemination of general information, technical documentation and statistics on the operation and construction of pipeline and other transport systems;
- Grants, loans or subsidies to support the operation, construction, maintenance or upgrading of pipeline and other transport systems.

Excludes: road traffic control (141); grants, loans and subsidies to road vehicle manufacturers (164); street cleaning (181); construction of noise embankments, hedges and other anti-noise facilities including the resurfacing of sections of urban highways and railways with noise reducing surfaces (183); street lighting (204); grants, loans and subsidies to shipbuilders (164); grants, loans and subsidies to rolling stock manufacturers (164); grants, loans and subsidies to aircraft manufacturers (164).

Sub-sector 166 – Communication

Administration of affairs and services concerning construction, extension, improvement, operation and maintenance of communication systems (postal, telephone, telegraph, wireless and satellite communication systems);

- Regulation of communication system operations (granting of franchises; assignment of frequencies, specification of markets to be served and tariffs to be charged, etc.);
- Production and dissemination of general information, technical documentation and statistics on communication affairs and services;
- Grants, loans or subsidies to support the construction, operation, maintenance or upgrading of communication systems.

Excludes: radio and satellite navigation aids for water transport (165) and air transport (165); radio and television broadcasting systems (243).

Sub-sector 167 - Other industries

Administration of affairs and services concerning the distributive trade and the storage and warehousing industry;

- Supervision and regulation of wholesale and retail trade (licensing, sales practices, labeling of packaged food and other goods intended for household consumption, inspection of scales and other weighing machines, etc.) and of the storage and

warehousing industry (including licensing and control of government-bonded warehouses, etc.);

- Administration of price control and rationing schemes operating through retailers or wholesalers regardless of the type of goods involved or intended consumer; administration and provision of food and other such subsidies to the general public;
- Production and dissemination of information to the trade and to the public on prices, on the availability of goods and on other aspects of the distributive trade and the storage and warehousing industry; compilation and publication of statistics on the distributive trade and the storage and warehousing industry;
- Grants, loans or subsidies to support the distributive trade and to the storage and warehousing industry.

Administration of affairs and services concerning construction, extension, improvement, operation and maintenance of hotels and restaurants;

- Supervision and regulation of hotel and restaurant operations (regulations governing prices, cleanliness and sales practices, hotel and restaurant licensing, etc.);
- Production and dissemination of general information, technical documentation and statistics on hotel and restaurant affairs and services;
- Grants, loans or subsidies to support the construction, operation, maintenance or upgrading of hotels and restaurants.

Administration of tourism affairs and services; promotion and development of tourism; liaison with the transport, hotel and restaurant industries and other industries benefiting from the presence of tourists;

- Operation of tourist offices at home and abroad, etc.; organization of advertising campaigns, including the production and dissemination of promotional literature and the like;
- Compilation and publication of statistics on tourism.

Multi-purpose development projects typically consist of integrated facilities for generation of power, flood control, irrigation, navigation and recreation.

- Administration of affairs and services concerning construction, extension, improvement, operation and maintenance of multi-purpose projects;
- Production and dissemination of general information, technical documentation and statistics on multi-purpose development project affairs and services;
- Grants, loans or subsidies to support the construction, operation, maintenance or upgrading of multi-purpose development projects;

Excludes: administration of price and other controls applied to the producer (classified according to function); food and other such subsidies applicable to particular population groups or individuals (280); projects with one main function and other functions that are secondary (classified according to main function).

Sub-sector 168 - R&D Economic affairs

Administration and operation of government agencies engaged in applied research and experimental development related to general economic, commercial and labor affairs;

- Grants, loans or subsidies to support applied research and experimental development related to general economic, commercial and labor affairs undertaken by non-government bodies such as research institutes and universities.

Administration and operation of government agencies engaged in applied research and experimental development related to agriculture, forestry, fishing and hunting;

- Grants, loans or subsidies to support applied research and experimental development related to agriculture, forestry, fishing and hunting undertaken by non-government bodies such as research institutes and universities.

Administration and operation of government agencies engaged in applied research and experimental development related to fuel and energy;

- Grants, loans or subsidies to support applied research and experimental development related to fuel and energy undertaken by non-government bodies such as research institutes and universities.

Administration and operation of government agencies engaged in applied research and experimental development related to mining, manufacturing and construction;

- Grants, loans or subsidies to support applied research and experimental development related to mining, manufacturing and construction undertaken by non-government bodies such as research institutes and universities.

Administration and operation of government agencies engaged in applied research and experimental development related to transport;

- Grants, loans or subsidies to support applied research and experimental development related to transport undertaken by non-government bodies such as research institutes and universities.

Administration and operation of government agencies engaged in applied research and experimental development related to communication;

- Grants, loans or subsidies to support applied research and experimental development related to communication undertaken by non-government bodies such as research institutes and universities.

Administration and operation of government agencies engaged in applied research and experimental development related to other sectors;

- Grants, loans or subsidies to support applied research and experimental development related to other sectors undertaken by non-government bodies such as research institutes and universities.

- Includes: distributive trades, storage and warehousing; hotels and restaurants; tourism and multi-purpose development projects.

Excludes: basic research (104).

Sub-sector 169 - Economic affairs n.e.c.

Administration, operation or support activities relating to general and sectoral economic affairs that cannot be assigned to (161), (162), (163), (164), (165), (166), (167) or (168).

Note: n.e.c. is Not Elsewhere Classified

Sector 180 - Environmental protection

The breakdown of environmental protection is based upon the Classification of Environmental Protection Activities (CEPA) as elaborated in the European System for the Collection of Economic Information on the Environment (SERIEE) of the Statistical Office of the European Communities (Eurostat).

Sub-sector 181 - Waste management

Administration, supervision, inspection, operation or support of waste collection, treatment and disposal systems;

- Grants, loans or subsidies to support the operation, construction, maintenance or upgrading of such systems.
- Includes: collection, treatment and disposal of nuclear waste.

Sub-sector 182 - Waste water management

Administration, supervision, inspection, operation or support of sewage systems and waste water treatment;

- Grants, loans or subsidies to support the operation, construction, maintenance or upgrading of such systems.

Sub-sector 183 - Pollution abatement

This group covers activities relating to ambient air and climate protection, soil and groundwater protection, noise and vibration abatement and protection against radiation.

- These activities include construction, maintenance and operation of monitoring systems and stations (other than weather stations); construction of noise embankments, hedges and other anti-noise facilities including the resurfacing of sections of urban highways or railways with noise reducing surfaces; measures to clean pollution in water bodies; measures to control or prevent the emissions of greenhouse gases and pollutants that adversely affect the quality of the air; construction, maintenance and operation of

installations for the decontamination of polluted soils and for the storage of pollutant products; transportation of pollutant products.

Sub-sector 184 - Protection of biodiversity and landscape

This group covers activities relating to the protection of fauna and flora species (including the reintroduction of extinct species and the recovery of species menaced by extinction), the protection of habitats (including the management of natural parks and reserves) and the protection of landscapes for their aesthetic values (including the reshaping of damaged landscapes for the purpose of strengthening their aesthetic value and the rehabilitation of abandoned mines and quarry sites).

Sub-sector 185 - R&D Environmental protection

Administration and operation of government agencies engaged in applied research and experimental development related to environmental protection;

- Grants, loans or subsidies to support applied research and experimental development related to environmental protection undertaken by non-government bodies such as research institutes and universities.

Excludes: basic research (104).

Sub-sector 186 - Environmental protection n.e.c.

Administration, management, regulation, supervision, operation and support of activities such as formulation, administration, coordination and monitoring of overall policies, plans, programmes and budgets for the promotion of environmental protection; preparation and enforcement of legislation and standards for the provision of environmental protection services; production and dissemination of general information, technical documentation and statistics on environmental protection.

- Includes: environmental protection affairs and services that cannot be assigned to (181), (182), (183), (184) or (185).

Note: n.e.c. is Not Elsewhere Classified

Sector 200- Housing and community amenities

Sub-sector 201 - Housing development

Administration of housing development affairs and services; promotion, monitoring and evaluation of housing development activities whether or not the activities are under the auspices of public authorities; development and regulation of housing standards;

- Slum clearance related to provision of housing; acquisition of land needed for construction of dwellings; construction or purchase and remodeling of dwelling units for the general public or for people with special needs;
- Production and dissemination of public information, technical documentation and statistics on housing development affairs and services;
- Grants, loans or subsidies to support the expansion, improvement or maintenance of the housing stock.

Excludes: development and regulation of construction standards (164); cash benefits and benefits in kind to help households meet the cost of housing (286).

Sub-sector 202 - Community development

Administration of community development affairs and services; administration of zoning laws and land-use and building regulations;

- Planning of new communities or of rehabilitated communities; planning the improvement and development of facilities such as housing, industry, public utilities, health, education, culture, recreation, etc. for communities; preparation of schemes for financing planned developments;
- Production and dissemination of general information, technical documentation and statistics on community development affairs and services.

Excludes: plan implementation, that is, the actual construction of housing, industrial buildings, streets, public utilities, cultural facilities, etc. (classified according to function); agrarian reform and land resettlement (162); administration of construction standards (164) and housing standards (201).

Sub-sector 203 - Water supply

Administration of water supply affairs; assessment of future needs and determination of availability in terms of such assessment; supervision and regulation of all facets of potable water supply including water purity, price and quantity controls;

- Construction or operation of non-enterprise-type of water supply systems;
- Production and dissemination of general information, technical documentation and statistics on water supply affairs and services;
- Grants, loans or subsidies to support the operation, construction, maintenance or upgrading of water supply systems.

Excludes: irrigation systems (162); multi-purpose projects (167); collection and treatment of waste water (182).

Sub-sector 204 - Street lighting

Administration of street lighting affairs; development and regulation of street lighting standards;

- Installation, operation, maintenance, upgrading, etc. of street lighting.

Excludes: lighting affairs and services associated with the construction and operation of highways (165).

Sub-sector 205 - R&D Housing and community amenities

Administration and operation of government agencies engaged in applied research and experimental development related to housing and community amenities;

Grants, loans or subsidies to support applied research and experimental development related to housing and community amenities undertaken by non-government bodies such as research institutes and universities.

Excludes: basic research (104); applied research and experimental development into construction methods or materials (168).

Sub-sector 206 - Housing and community amenities n.e.c.

Administration, operation or support of activities such as formulation, administration, coordination and monitoring of overall policies, plans, programmes and budgets relating to housing and community amenities; preparation and enforcement of legislation and standards relating to housing and community amenities; production and dissemination of general information, technical documentation and statistics relating to housing and community amenities.

- Includes: administration, operation or support activities relating to housing and community amenities that cannot be assigned to (201), (202), (203), (204) or (205).

Note: n.e.c. is Not Elsewhere Classified

Sector 220 – Health

Sub-sector 221 - Medical products, appliances and equipment

This group covers medicaments, prostheses, medical appliances and equipment and other health-related products obtained by individuals or households, either with or without a prescription, usually from dispensing chemists, pharmacists or medical equipment suppliers. They are intended for consumption or use outside a health facility or institution. Such products supplied directly to outpatients by medical, dental and paramedical practitioners or to in-patients by hospitals and the like are included in outpatient services (222) or hospital services (223).

Provision of pharmaceutical products such as medicinal preparations, medicinal drugs, patent medicines, serums and vaccines, vitamins and minerals, cod liver oil and halibut liver oil, oral contraceptives;

- Administration, operation or support of the provision of pharmaceutical products.

Provision of medical products such as clinical thermometers, adhesive and non-adhesive bandages, hypodermic syringes, first-aid kits, hot-water bottles and ice bags, medical hosiery items such as elasticated stockings and knee-pads, pregnancy tests, condoms and other mechanical contraceptive devices;

- Administration, operation or support of the provision of prescribed other medical products.

Provision of therapeutic appliances and equipment such as corrective eyeglasses and contact lenses, hearing aids, glass eyes, artificial limbs and other prosthetic devices, orthopedic braces and supports, orthopedic footwear, surgical belts, trusses and supports, neck braces, medical massage equipment and health lamps, powered and unpowered wheelchairs and invalid carriages, "special" beds, crutches, electronic and other devices for monitoring blood pressure, etc.;

- Administration, operation or support of the provision of prescribed therapeutic appliances and equipment.
- Includes: dentures but not fitting costs; repair of therapeutic appliances and equipment.

Excludes: hire of therapeutic equipment (222).

Sub-sector 222 - Outpatient services

This group covers medical, dental and paramedical services delivered to outpatients by medical, dental and paramedical practitioners and auxiliaries. The services may be delivered at home, in individual or group consulting facilities, dispensaries or the outpatient clinics of hospitals and the like.

- Outpatient services include the medicaments, prostheses, medical appliances and equipment and other health-related products supplied directly to outpatients by medical, dental and paramedical practitioners and auxiliaries.
- Medical, dental and paramedical services provided to in-patients by hospitals and the like are included in hospital services (223).

This sub-sector covers the services provided by general medical clinics and general medical practitioners. General medical clinics are defined as institutions which chiefly provide outpatient services which are not limited to a particular medical specialty and which are chiefly delivered by qualified medical doctors. General medical practitioners do not specialize in a particular medical specialty.

- Provision of general medical services;

- Administration, inspection, operation or support of general medical services delivered by general medical clinics and general medical practitioners.

This sub-sector covers the services of specialized medical clinics and specialist medical practitioners. Specialized medical clinics and specialist medical practitioners differ from general medical clinics and general medical practitioners in that their services are limited to treatment of a particular condition, disease, medical procedure or class of patient.

- Provision of specialized medical services;
- Administration, inspection, operation or support of specialized medical services delivered by specialized medical clinics and specialist medical practitioners.
- Includes: services of orthodontic specialists.

This sub-sector covers the services of general or specialist dental clinics and dentists, oral hygienists or other dental operating auxiliaries. Dental clinics provide outpatient services. They are not necessarily supervised or staffed by dentists; they may be supervised or staffed by oral hygienists or by dental auxiliaries.

- Provision of dental services to outpatients;
- Administration, inspection, operation and support of dental services delivered by general or specialist dental clinics and by dentists, oral hygienists or other dental auxiliaries.
- Includes: fitting costs of dentures.

Provision of paramedical health services to outpatients;

- Administration, inspection, operation or support of health services delivered by clinics supervised by nurses, midwives, physiotherapists, occupational therapists, speech therapists or other paramedical personnel and of health services delivered by nurses, midwives and paramedical personnel in non-consulting rooms, in patients' homes or other non-medical institutions.
- Includes: acupuncturists, chiropodists, chiropractors, optometrists, practitioners of traditional medicine, etc.; medical analysis laboratories and x-ray centers; hire of therapeutic equipment; medically prescribed corrective-gymnastic therapy; outpatient thermal bath or sea-water treatments; ambulance services other than ambulance services operated by hospitals.

Excludes: dentures (221); public health service laboratories (224); laboratories engaged in determining the causes of disease (225).

Sub-sector 223 - Hospital services

Hospitalization is defined as occurring when a patient is accommodated in a hospital for the duration of the treatment. Hospital day-care and home-based hospital treatment are included, as are hospices for terminally ill persons.

- This group covers the services of general and specialist hospitals, the services of medical centers, maternity centers, nursing homes and convalescent homes which chiefly provide in-patient services, the services of military base hospitals, the services of institutions serving old people in which medical monitoring is an essential component and the services of rehabilitation centers providing in-patient health care and rehabilitative therapy where the objective is to treat the patient rather than to provide long-term support.
- Hospitals are defined as institutions which offer in-patient care under direct supervision of qualified medical doctors. Medical centers, maternity centers, nursing homes and convalescent homes also provide in-patient care but their services are supervised and frequently delivered by staff of lower qualification than medical doctors.
- The group does not cover facilities such as military field hospitals (121), surgeries, clinics and dispensaries devoted exclusively to outpatient care (222), institutions for disabled persons and rehabilitation centers providing primarily long-term support (281), retirement homes for elderly persons (282). Neither does it cover payments to patients for loss of income due to hospitalization (281).
- Hospital services include medicaments, prostheses, medical appliances and equipment and other health-related products supplied to hospital patients. It also includes non-medical expenditure of hospitals on administration, non-medical staff, food and drink, accommodation (including staff accommodation), etc.

Provision of general hospital services;

- Administration, inspection, operation or support of hospitals that do not limit their services to a particular medical specialty.

Specialized hospitals differ from general hospitals in that their services are limited to treatment of a particular condition, disease, or class of patient, for example, diseases of the chest and tuberculosis, leprosy, cancer, otorhinolaryngology, psychiatry, obstetrics, pediatrics and so forth.

- Provision of specialized hospital services;
- Administration, inspection, operation or support of hospitals that limit their services to a particular medical specialty.

Provision of medical and maternity center services;

- Administration, inspection, operation or support of medical and maternity center services.

Nursing and convalescent homes provide in-patient services to persons recovering from surgery or a debilitating disease or condition that requires chiefly monitoring and administering of medicaments, physiotherapy and training to compensate for loss of function or rest.

- Provision of nursing and convalescent home services;
- Administration, inspection, operation or support of nursing and convalescent home services.

- Includes: institutions serving old people in which medical monitoring is an essential component; rehabilitation centers providing in-patient health care and rehabilitative therapy where the objective is to treat the patient rather than to provide long-term support.

Sub-sector 224 - Public health services

Provision of public health services;

- Administration, inspection, operation or support of public health services such as blood-bank operation (collecting, processing, storing, shipping), disease detection (cancer, tuberculosis, venereal disease), prevention (immunization, inoculation), monitoring (infant nutrition, child health), epidemiological data collection, family planning services and so forth;
- Preparation and dissemination of information on public health matters.
- Includes: public health services delivered by special teams to groups of clients, most of whom are in good health, at workplaces, schools or other non-medical settings; public health services not connected with a hospital, clinic or practitioner; public health services not delivered by medically qualified doctors; public health service laboratories.

Excludes: medical analysis laboratories (222); laboratories engaged in determining the causes of disease (225).

Sub-sector 225 - R&D Health

Administration and operation of government agencies engaged in applied research and experimental development related to health;

- Grants, loans and subsidies to support applied research and experimental development related to health undertaken by non-government bodies such as research institutes and universities.

Includes: laboratories engaged in determining the causes of disease.

Excludes: basic research (104).

Sub-sector 226 – Health Insurance

Added by NEDA. Description to be added.

Sub-sector 227 - Health n.e.c.

Administration, operation or support of activities such as formulation, administration, coordination and monitoring of overall health policies, plans, programmes and budgets; preparation and enforcement of legislation and standards for the provision of health services, including the licensing of medical establishments and medical and paramedical personnel;

production and dissemination of general information, technical documentation and statistics on health.

- Includes: health affairs and services that cannot be assigned to (221), (222), (223), (224) or (225).

Note: n.e.c. is Not Elsewhere Classified

Sector 240 – Recreation and culture

Government outlays on recreation, culture and religion include expenditures on services provided to individual persons and households and expenditures on services provided on a collective basis. Individual expenditures are allocated to groups (241) and (242); expenditures on collective services are assigned to groups (243) to (246).

Collective services are provided to the community as a whole. They include activities such as formulation and administration of government policy; formulation and enforcement of legislation and standards for providing recreational and cultural services; and applied research and experimental development into recreational, cultural and religious affairs and services.

(Note: The International Label for this Sector is Recreation, Culture and Religion)

Sub-sector 241 - Recreational and sporting services

Provision of sporting and recreational services; administration of sporting and recreational affairs; supervision and regulation of sporting facilities;

- Operation or support of facilities for active sporting pursuits or events (playing fields, tennis courts, squash courts, running tracks, golf courses, boxing rings, skating rinks, gymnasia, etc.); operation or support of facilities for passive sporting pursuits or events (chiefly specially equipped venues for playing cards, board games, etc.); operation or support of facilities for recreational pursuits (parks, beaches, camping grounds and associated lodging places furnished on a non-commercial basis, swimming pools, public baths for washing, etc.);
- Grants, loans or subsidies to support teams or individual competitors or players.
- Includes: facilities for spectator accommodation; national, regional or local team representation in sporting events.

Excludes: zoological or botanical gardens, aquaria, arboreta and similar institutions (242); sporting and recreational facilities associated with educational institutions (classified to the appropriate class of 260).

Sub-sector 242 - Cultural services

Provision of cultural services; administration of cultural affairs; supervision and regulation of cultural facilities;

- Operation or support of facilities for cultural pursuits (libraries, museums, art galleries, theatres, exhibition halls, monuments, historic houses and sites, zoological and botanical gardens, aquaria, arboreta, etc.); production, operation or support of cultural events (concerts, stage and film productions, art shows, etc.);
- Grants, loans or subsidies to support individual artists, writers, designers, composers and others working in the arts or to organizations engaged in promoting cultural activities.
- Includes: national, regional or local celebrations provided they are not intended chiefly to attract tourists.

Excludes: cultural events intended for presentation beyond national boundaries (101); national, regional or local celebrations intended chiefly to attract tourists (167); production of cultural material intended for distribution by broadcasting (243).

Sub-sector 243 - Broadcasting and publishing services

Administration of broadcasting and publishing affairs; supervision and regulation of broadcasting and publishing services;

- Operation or support of broadcasting and publishing services;
- Grants, loans or subsidies to support: the construction or acquisition of facilities for television or radio broadcasting; the construction or acquisition of plant, equipment or materials for newspaper, magazine or book publishing; the production of material for, and its presentation by, broadcasting; the gathering of news or other information; the distribution of published works.

Excludes: government printing offices and plants (103); provision of education by radio or television broadcasting (260).

Sub-sector 244 - Other community services

Administration of religious and other community affairs;

- Provision of facilities for religious and other community services, including support for their operation, maintenance and repair;
- Payment of clergy or other officers of religious institutions; support for the holding of religious services; grants, loans or subsidies to support fraternal, civic, youth and social organizations or labor unions and political parties.

Sub-sector 245 - R&D Recreation and culture

Administration and operation of government agencies engaged in applied research and experimental development related to recreation, culture and religion;

- Grants, loans and subsidies to support applied research and experimental development related to recreation, culture and religion undertaken by non-government bodies such as research institutes and universities.

Excludes: basic research (104).

Sub-sector 246 – Recreation and culture n.e.c.

Administration, operation or support of activities such as formulation, administration, coordination and monitoring of overall policies, plans, programmes and budgets for the promotion of sport, recreation, culture and religion; preparation and enforcement of legislation and standards for the provision of recreational and cultural services; production and dissemination of general information, technical documentation and statistics on recreation, cultural and religion.

- Includes: affairs and services relating to recreation, culture and religion that cannot be assigned to (241), (242), (243), (244) or (245).

Note: n.e.c. is Not Elsewhere Classified

Sector 260 – Education

Government outlays on education include expenditures on services provided to individual pupils and students and expenditures on services provided on a collective basis. Expenditures on individual services are allocated to groups (261) through (266); expenditures on collective services are assigned to groups (267) and (269). Collective educational services are concerned with matters such as formulation and administration of government policy; setting and enforcement of standards; regulation, licensing and supervision of educational establishments; and applied research and experimental development into education affairs and services. However, overhead expenses connected with administration or functioning of a group of schools, colleges, etc. are considered to be individual expenditures and are classified to groups (261) through (266) as appropriate.

The breakdown of education is based upon the level categories of the 1997 International Standard Classification of Education (ISCED-97) of the United Nations Educational, Scientific and Cultural Organization (UNESCO). This division includes military schools and colleges where curricula resemble those of civilian institutions, police colleges offering general education in addition to police training and the provision of education by radio or television broadcasting. Expenditures so incurred are classified to groups (261) to (265) as appropriate.

Sub-sector 261 - Pre-primary and primary education

Provision of pre-primary education at ISCED-97 level 0;

- Administration, inspection, operation or support of schools and other institutions providing pre-primary education at ISCED-97 level 0.

Provision of primary education at ISCED-97 level 1;

- Administration, inspection, operation or support of schools and other institutions providing primary education at ISCED-97 level 1.
- Includes: literacy programmes for students too old for primary school.

Excludes: subsidiary services to education (266).

Sub-sector 262 - Secondary education

Provision of lower-secondary education at ISCED-97 level 2;

- Administration, inspection, operation or support of schools and other institutions providing lower-secondary education at ISCED-97 level 2;
- Scholarships, grants, loans and allowances to support pupils pursuing lower-secondary education at ISCED-97 level 2.
- Includes: out-of-school lower-secondary education for adults and young people.

Provision of upper-secondary education at ISCED-97 level 3;

- Administration, inspection, operation or support of schools and other institutions providing upper-secondary education at ISCED-97 level 3;
- Scholarships, grants, loans and allowances to support pupils pursuing upper-secondary education at ISCED-97 level 3.
- Includes: out-of-school upper-secondary education for adults and young people.

Excludes: subsidiary services to education (266).

Sub-sector 263 - Post-secondary non-tertiary education

Provision of post-secondary non-tertiary education at ISCED-97 level 4;

- Administration, inspection, operation or support of institutions providing post-secondary non-tertiary education at ISCED-97 level 4;
- Scholarships, grants, loans and allowances to support students pursuing post-secondary non-tertiary education at ISCED-97 level 4.
- Includes: out-of-school post-secondary non-tertiary education for adults and young people.

Excludes: subsidiary services to education (266).

Sub-sector 264 - Tertiary education

Provision of tertiary education at ISCED-97 level 5;

- Administration, inspection, operation or support of universities and other institutions providing tertiary education at ISCED-97 level 5;
- Scholarships, grants, loans and allowances to support students pursuing tertiary education at ISCED-97 level 5.

Provision of tertiary education at ISCED-97 level 6;

- Administration, inspection, operation or support of universities and other institutions providing tertiary education at ISCED-97 level 6;
- Scholarships, grants, loans and allowances to support students pursuing tertiary education at ISCED-97 level 6.

Excludes: subsidiary services to education (266).

Sub-sector 265 - Education not definable by level

Provision of education not definable by level (that is, educational programmes, generally for adults, which do not require any special prior instruction, in particular vocational training and cultural development);

- Administration, inspection, operation or support of institutions providing education not definable by level;
- Scholarships, grants, loans and allowances to support students pursuing education programmes not definable by level.

Sub-sector 266 - Subsidiary services to education

Provision of subsidiary services to education;

- Administration, inspection, operation or support of transportation, food, lodging, medical and dental care and related subsidiary services chiefly for students regardless of level.

Excludes: school health monitoring and prevention services (224); scholarships, grants, loans and allowances in cash to defray the costs of subsidiary services (261), (262), (263), (264) or (265).

Sub-sector 267 - R&D Education

Administration and operation of government agencies engaged in applied research and experimental development related to education;

- Grants, loans and subsidies to support applied research and experimental development related to education undertaken by non-government bodies such as research institutes and universities.

Excludes: basic research (104).

Sub-sector 268 – School Buildings

Added by NEDA. Description to be added.

Sub-sector 269 - Education n.e.c.

Administration, operation or support of activities such as formulation, administration, coordination and monitoring of overall educational policies, plans, programmes and budgets; preparation and enforcement of legislation and standards for the provision of education, including licensing of educational establishments; production and dissemination of general information, technical documentation and statistics on education.

- Includes: education affairs and services that cannot be assigned to (261), (262), (263), (264), (265), (266) or (267).

Note: n.e.c. is Not Elsewhere Classified

Sub-sector 270 – Pre-Primary, Primary and Secondary Education

This sub-sector was added by the Department of Budget and Management.

Administration, operation or support of activities such as formulation, administration, coordination and monitoring of overall educational policies, plans, programmes and budgets; preparation and

Sector 280 - Social protection

Government outlays on social protection include expenditures on services and transfers provided to individual persons and households and expenditures on services provided on a collective basis. Expenditures on individual services and transfers are allocated to groups (281) through (288); expenditures on collective services are assigned to groups (289) and (292). Collective social protection services are concerned with matters such as formulation and administration of government policy; formulation and enforcement of legislation and standards for providing social protection; and applied research and experimental development into social protection affairs and services.

The social protection functions and their definitions are based on the 1996 European System of integrated Social Protection Statistics (ESSPROS) of the Statistical Office of the European Communities (Eurostat). In ESSPROS, social protection includes health care, but this division does not include health care. Health care is covered by 220. Hence, medical goods and services provided to persons who receive the cash benefits and benefits in kind specified in groups (281) through (288) are classified under (221), (222) or (223) as appropriate.

Sub-sector 281 - Sickness and disability

Provision of social protection in the form of cash benefits or benefits in kind that replace in whole or in part loss of earnings during a temporary inability to work due to sickness or injury; Administration, operation or support of such social protection schemes;

- Cash benefits, such as flat-rate or earnings-related sick leave payments, miscellaneous payments provided to help persons temporarily unable to work due to sickness or injury;
- Benefits in kind, such as assistance with daily tasks provided to persons temporarily unable to work due to sickness or injury (home help, transport facilities, etc

Provision of social protection in the form of cash benefits or benefits in kind to persons who are fully or partially unable to engage in economic activity or lead a normal life due to a physical or mental impairment that is either permanent or likely to persist beyond a minimum prescribed period;

- Administration, operation or support of such social protection schemes;
- Cash benefits, such as disability pensions paid to persons below the standard retirement age who encounter a disability which impairs their ability to work, early retirement

benefits paid to older workers who retire before reaching the standard retirement age due to reduced capacity to work, care allowances, allowances paid to disabled persons undertaking work adapted to their condition or undergoing vocational training, other periodic or lump-sum payments paid to disabled persons for social protection reasons;

- Benefits in kind, such as lodging and possibly board provided to disabled persons in appropriate establishments, assistance provided to disabled persons to help them with daily tasks (home help, transport facilities etc.), allowances paid to the person who looks after the disabled person, vocational and other training provided to further the occupational and social rehabilitation of disabled persons, miscellaneous services and goods provided to disabled persons to enable them to participate in leisure and cultural activities or to travel or to participate in community life.

Excludes: cash benefits and benefits in kind paid to disabled persons on reaching the standard retirement age (282).

Sub-sector 282 - Old age

Provision of social protection in the form of cash benefits and benefits in kind against the risks linked to old age (loss of income, inadequate income, lack of independence in carrying out daily tasks, reduced participation in social and community life, etc.);

- Administration, operation or support of such social protection schemes;
- Cash benefits, such as old-age pensions paid to persons on reaching the standard retirement age, anticipated old-age pensions paid to older workers who retire before the standard retirement age, partial retirement pensions paid either before or after the standard retirement age to older workers who continue working but reduce their working hours, care allowances, other periodic or lump-sum payments paid upon retirement or on account of old age;
- Benefits in kind, such as lodging and sometimes board provided to elderly persons either in specialized institutions or staying with families in appropriate establishments, assistance provided to elderly persons to help them with daily tasks (home help, transport facilities etc.), allowances paid to the person who looks after an elderly person, miscellaneous services and goods provided to elderly persons to enable them to participate in leisure and cultural activities or to travel or to participate in community life.
- Includes: pension schemes for military personnel and for government employees.

Excludes: early retirement benefits paid to older workers who retire before reaching standard retirement age due to disability (281) or unemployment (285).

Sub-sector 283 – Survivors

Provision of social protection in the form of cash benefits and benefits in kind to persons who are survivors of a deceased person (such as the person's spouse, ex-spouse, children, grandchildren, parents or other relatives);

- Administration, operation or support of such social protection schemes;
- Cash benefits, such as survivors' pensions, death grants, other periodic or lump-sum payments to survivors;
- Benefits in kind, such as payments towards funeral expenses, miscellaneous services and goods provided to survivors to enable them to participate in community life.

Sub-sector 284 - Family and children

Provision of social protection in the form of cash benefits and benefits in kind to households with dependent children;

- Administration, operation or support of such social protection schemes;
- Cash benefits, such as maternity allowances, birth grants, parental leave benefits, family or child allowances, other periodic or lump-sum payments to support households and help them meet the costs of specific needs (for example, those of the lone parent families or families with handicapped children);
- Benefits in kind, such as shelter and board provided to pre-school children during the day or part of the day, financial assistance towards payment of a nurse to look after children during the day, shelter and board provided to children and families on a permanent basis (orphanages, foster families, etc.), goods and services provided at home to children or to those who care for them, miscellaneous services and goods provided to families, young people or children (holiday and leisure centers).

Excludes: family planning services (224).

Sub-sector 285 – Unemployment

Provision of social protection in the form of cash benefits and benefits in kind to persons who are capable of work, available for work but are unable to find suitable employment;

- Administration, operation or support of such social protection schemes;
- Cash benefits, such as full and partial unemployment benefits, early retirement benefits paid to older workers who retire before reaching the standard retirement age due to unemployment or job reduction caused by economic measures, allowances to targeted groups in the labor force who take part in training schemes intended to develop their potential for employment, redundancy compensation, other periodic or lump-sum payments to the unemployed, particularly the long-term unemployed;
- Benefits in kind, such as mobility and resettlement payments, vocational training provided to persons without a job or retraining provided to persons at risk of losing their job, accommodation, food or clothes provided to unemployed persons and their families.

Excludes: general programmes or schemes directed towards increasing labor mobility, reducing the rate of unemployment or promoting the employment of disadvantaged or other groups characterized by high unemployment (161); cash benefits and benefits in kind paid to unemployed persons on reaching the standard retirement age (282).

Sub-sector 286 – Housing

Provision of social protection in the form of benefits in kind to help households meet the cost of housing (recipients of these benefits are means-tested);

- Administration, operation or support of such social protection schemes;
- Benefits in kind, such as payments made on a temporary or long-term basis to help tenants with rent costs, payments to alleviate the current housing costs of owner-occupiers (that is to help with paying mortgages or interest), provision of low-cost or social housing.

Sub-sector 287 – Pantawid Pamilya Program or the Conditional Cash Transfer (CCT)

Added by NEDA. Description to be added.

Sub-sector 288 - Social exclusion n.e.c.

Provision of social protection in the form of cash benefits and benefits in kind to persons who are socially excluded or at risk of social exclusion (such as persons who are destitute, low-income earners, immigrants, indigenous people, refugees, alcohol and substance abusers, victims of criminal violence, etc.);

- Administration and operation of such social protection schemes;
- Cash benefits, such as income support and other cash payments to the destitute and vulnerable persons to help alleviate poverty or assist in difficult situations;
- Benefits in kind, such as short-term and long-term shelter and board provided to destitute and vulnerable persons, rehabilitation of alcohol and substance abusers, services and goods to help vulnerable persons such as counseling, day shelter, help with carrying out daily tasks, food, clothing, fuel, etc.

Note: n.e.c. is Not Elsewhere Classified

Sub-sector 289 - R&D Social protection

Administration and operation of government agencies engaged in applied research and experimental development related to social protection;

- Grants, loans and subsidies to support applied research and experimental development related to social protection undertaken by non-government bodies such as research institutes and universities.

Excludes: basic research (104).

Sub-sector 290 – Local membership to insurance (SSS, PhilHealth, GSIS, OFW, etc.)

Added by NEDA. Description to be added.

Sub-sector 291 – Conflict-affected areas

Added by NEDA. Description to be added.

Sub-sector 292 - Social protection n.e.c.

Administration, operation or support of activities such as formulation, administration, coordination and monitoring of overall social protection policies, plans, programmes and budgets; preparation and enforcement of legislation and standards for the provision of social protection; production and dissemination of general information, technical documentation and statistics on social protection.

- Includes: provision of social protection in the form of cash benefits and benefits in kind to victims of fires, floods, earthquakes and other peacetime disasters; purchase and storage of food, equipment and other supplies for emergency use in the case of peacetime disasters; other social protection affairs and services that cannot be assigned to (281), (282), (283), (284), (285), (286), (288) or (289).

Note: n.e.c. is Not Elsewhere Classified

Annex B – Listing of UACS Sector Outcome Codes

The following are the Sector Values:

Code Value	Description	Type
100	General public services	Sector
120	Defense	Sector
140	Public order and safety	Sector
160	Economic affairs	Sector
180	Environmental protection	Sector
200	Housing and community amenities	Sector
220	Health	Sector
240	Recreation, culture and religion	Sector
260	Education	Sector
280	Social protection	Sector

Annex C – Listing of UACS Sub-Sector Outcome Codes

The following are the Sub-Sector Values:

Code Value	Description	Type
100	General public services	Sector
101	Executive and legislative organs, financial and fiscal affairs, external affairs	Sub-Sector
102	Foreign economic aid	Sub-Sector
103	General services	Sub-Sector
104	Basic research	Sub-Sector
105	R&D General public services	Sub-Sector
106	General public services n.e.c.	Sub-Sector
107	Public debt transactions	Sub-Sector
108	Transfers of a general character between different levels of government	Sub-Sector
109	Governance / Government Institutions and Regulatory Regime	Sub-Sector
110 - 119	<i>Not yet assigned</i>	<i>Sub-Sector</i>
120	Defense	Sector
121	Military Defense	Sub-Sector
122	Civil Defense	Sub-Sector
123	Foreign military aid	Sub-Sector
124	R&D Defense	Sub-Sector
125	Territorial integrity	Sub-Sector
126	Defense against cybercrimes	Sub-Sector
127	Defense n.e.c.	Sub-Sector
128-139	<i>Not yet assigned</i>	<i>Sub-Sector</i>
140	Public order and safety	Sector
141	Police services	Sub-Sector
142	Fire-protection services	Sub-Sector
143	Law courts	Sub-Sector
144	Prisons	Sub-Sector
145	R&D Public order and safety	Sub-Sector
146	Public order and safety n.e.c.	Sub-Sector
147-159	<i>Not yet assigned</i>	<i>Sub-Sector</i>
160	Economic affairs	Sector
161	General economic, commercial and labor affairs	Sub-Sector
162	Agriculture, forestry, fishing and hunting	Sub-Sector
163	Fuel and energy	Sub-Sector
164	Mining, manufacturing and construction	Sub-Sector

Code Value	Description	Type
165	Transport	Sub-Sector
166	Communication	Sub-Sector
167	Other industries	Sub-Sector
168	R&D Economic affairs	Sub-Sector
169	Economic affairs n.e.c.	Sub-Sector
170-179	<i>Not yet assigned</i>	<i>Sub-Sector</i>
180	Environmental protection	Sector
181	Waste management	Sub-Sector
182	Waste water management	Sub-Sector
183	Pollution abatement	Sub-Sector
184	Protection of biodiversity and landscape	Sub-Sector
185	R&D Environmental protection	Sub-Sector
186	Environmental protection n.e.c.	Sub-Sector
187-199	<i>Not yet assigned</i>	<i>Sub-Sector</i>
200	Housing and community amenities	Sector
201	Housing development	Sub-Sector
202	Community development	Sub-Sector
203	Water supply	Sub-Sector
204	Street lighting	Sub-Sector
205	R&D Housing and community amenities	Sub-Sector
206	Housing and community amenities n.e.c.	Sub-Sector
207-219	<i>Not yet assigned</i>	<i>Sub-Sector</i>
220	Health	Sector
221	Medical products, appliances and equipment	Sub-Sector
222	Outpatient services	Sub-Sector
223	Hospital services	Sub-Sector
224	Public health services	Sub-Sector
225	R&D Health	Sub-Sector
226	Health insurance	Sub-Sector
227	Health n.e.c.	Sub-Sector
228-239	<i>Not yet assigned</i>	<i>Sub-Sector</i>
240	Recreation and culture	Sector
241	Recreational and sporting services	Sub-Sector
242	Cultural services	Sub-Sector
243	Broadcasting and publishing services	Sub-Sector
244	Other community services	Sub-Sector
245	R&D Recreation and, culture	Sub-Sector
246	Recreation and, culture n.e.c.	Sub-Sector

Code Value	Description	Type
247-259	<i>Not yet assigned</i>	<i>Sub-Sector</i>
260	Education	Sector
261	Pre-primary and primary education	Sub-Sector
262	Secondary education	Sub-Sector
263	Post-secondary non-tertiary education	Sub-Sector
264	Tertiary education	Sub-Sector
265	Education not definable by level	Sub-Sector
266	Subsidiary services to education	Sub-Sector
267	R&D Education	Sub-Sector
268	School Buildings	Sub-Sector
269	Education n.e.c.	Sub-Sector
270	Pre-Primary, Primary, and Secondary Education	Sub-Sector
271-279	<i>Not yet assigned</i>	<i>Sub-Sector</i>
280	Social protection	Sector
281	Sickness and disability	Sub-Sector
282	Old age	Sub-Sector
283	Survivors	Sub-Sector
284	Family and children	Sub-Sector
285	Unemployment	Sub-Sector
286	Housing	Sub-Sector
287	Pantawid Pamilya Program or the Conditional Cash Transfer (CCT)	Sub-Sector
288	Social exclusion n.e.c	Sub-Sector
289	R&D Social protection	Sub-Sector
290	Local membership to insurance	Sub-Sector
291	Conflict-affected areas	Sub-Sector
292	Social protection n.e.c.	Sub-Sector

Note: "n.e.c." – Not Elsewhere Classified

Annex D – Business Rules for UACS MFO/PAP Sector Outcomes:

The Sector Code shall not be utilized, these are intended as headings. Only the Sub-Sector Code shall be utilized.

All MFO/PAPs are required to have Sub-Sector Outcome Code Value.